
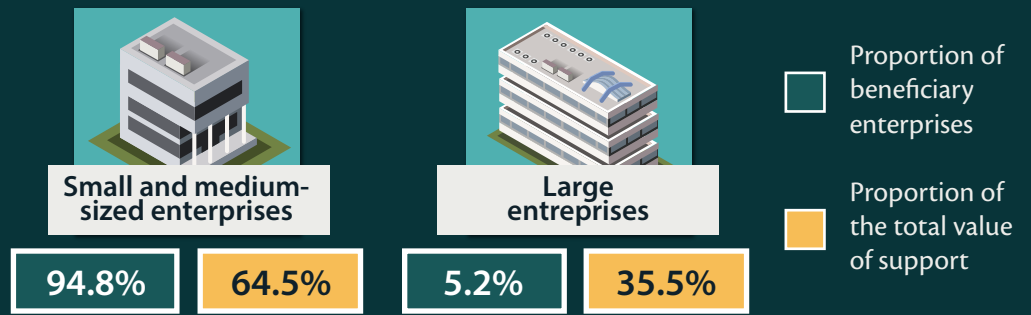


Beneficiaries of federal business innovation and growth support programs, 2019

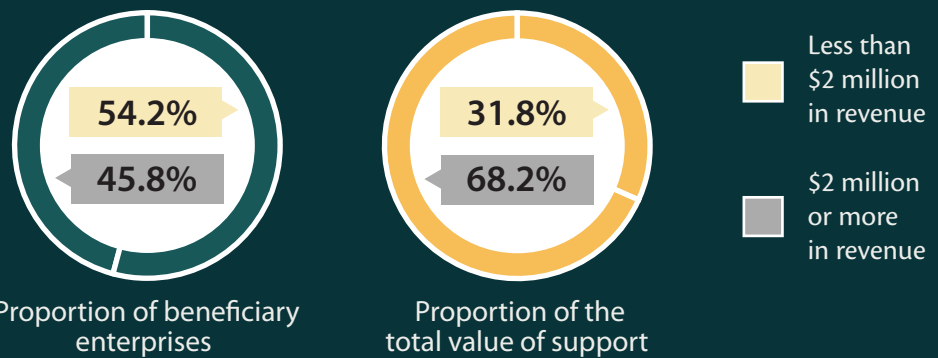


The majority of beneficiary enterprises were small and medium-sized enterprises, receiving **64.5%** of the total value of support.



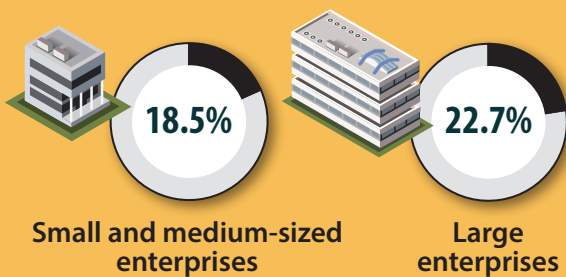
The annual revenue of **54.2%** of beneficiary enterprises was less than \$2 million.

These enterprises received **31.8%** of the total value of support.



Services-producing enterprises formed two-thirds (**66.7%**) of the beneficiary enterprises.

Women-owned enterprises represented **18.5%** of small and medium-sized beneficiary enterprises and **22.7%** of large beneficiary enterprises.



Percentage of women-owned beneficiary enterprises by sector:

Goods-producing industries

15.6%


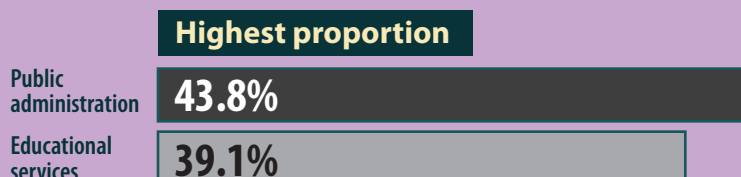


Services-producing industries

21.2%



Services-producing industries with the **highest** and **lowest** proportion of women-owned beneficiary enterprises



Note: Small and medium-sized enterprises have less than 500 employees in a given year, while large enterprises have 500 or more employees. In this analysis, gender (male or female) is provided for the individual most likely to be the "primary owner" (owner or manager) among the enterprise's known owners and office bearers.

© Her Majesty the Queen in Right of Canada, as represented by the Minister of Industry, 2021

Source: Statistics Canada, Business Innovation and Growth Support.

ISBN: 978-0-660-40934-4 | Catalogue number: 11-627-M