

QUEEN  
HD  
9535  
.A4  
C32  
1979

Evaluation File

ANALYSIS OF 1978 PRECIOUS METALS  
COMPLIANCE SURVEY DATA

DEPT-MON-1979-6232

**InfoResults**

DOSSIERS DE CCC  
CCA FILES

# InfoResults

LIMITED  
Information Research Consultants  
Suite 204, 2074 Lawrence Avenue West  
Weston, Ontario M9N1J1 (416) 244-4203

DEPARTMENT OF CONSUMER &  
CORPORATE AFFAIRS  
LIBRARY  
  
OCT 12 1989  
  
BIBLIOTHEQUE  
MINISTÈRE DE LA CONSOMMATION  
ET DES CORPORATIONS

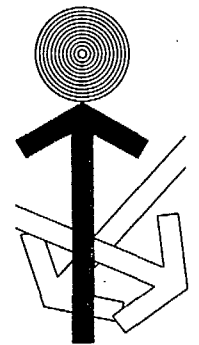
Analysis of 1978 Precious Metals  
Compliance Survey Data

By

Eric E. Pickett, Ph.D.  
James White, Ph.D.

Prepared For  
Consumer Fraud Protection Branch  
Consumer and Corporate Affairs

May 1979



## TABLE OF CONTENTS

INTRODUCTION	1
RESEARCH METHODS	1
Data Preparation	1
Data Analysis	2
FINDINGS	2
Sample Characteristics	2
Compliance Ratios	3
Variation In Compliance Ratios	3
Amount of Commodity Inspected	3
Commodities Inspected Per Store	4
Lot Size	4
GLOSSARY OF TERMS	5
TABLES	6
APPENDIX I : CODE BOOK	
APPENDIX II: LIST OF INFRACTION BY MANUFACTURER	

## LIST OF TABLES

Table 1: Compliance Ratios and Confidence Limits For Precious Metals Survey	6
Table 2: Confidence Indicators For Precious Metals By Store Type	8
Table 3: Total Amount Inspected, Acceptable, In Violation and Compliance Ratios For Precious Metals	10
Table 4: Average Number of Commodity Inspected Per Store By Store Type	13
Table 5: Total and Average Lot Size For Each Commodity By Store Type	16

## INTRODUCTION

The Products Division of the Consumer Fraud Protection Branch conducted a national compliance survey in the Fall of 1978 in order to determine the extent to which eight precious metal commodities met various labelling regulations. This survey was carried out in a sample of stores in each region.

The compliance ratios and confidence limits <sup>1</sup> are presented for each commodity by type of stores and by region. Also presented are the total number of items inspected, acceptable and with infractions. The total and average number of each commodity inspected on a per store basis and the total and average lot size per store are discussed. Confidence indicators by commodity by region are included.

## RESEARCH METHODS

### Data Preparation

The data from 1,842 CCA 1553 (6-78) inspection forms completed during 1978 were transferred to data sheets and then keypunched. Eight precious metal commodities, namely: rings, neckchains, lockets and pendants, bracelets, charms, earrings, spectacle frames, and holloware were inspected.

The procedures used for coding the data are shown in the code book found in Appendix I. The inspection form for each store was coded in terms of commodity, region, type of store, total lot size, total number inspected, and total number with infraction. For coding purposes, optical stores were considered department stores and gift stores were included with jewellery stores. The inspection forms from the Quebec region did not include the size of each lot inspected. A lot size was estimated for each commodity based on the Ontario data and assigned to each observation.

---

1 See Glossary of Terms for details

A list of the number of infractions by trade mark or supplier was compiled. The infraction was identified by the number of infractions per lot, the lot size in which the infraction was found, the store type and region. Each inspection form was given an identification number which was also recorded on the list of infractions for cross-reference purposes. In Quebec, many infractions were identified by the metal content of the item and no trade mark or manufacturer was cited. These infractions have been summated under the metal content marking, i. e. 10 kt, 14 kt, etc. See Appendix II for these lists.

### Data Analysis

A computer model and appropriate edit programs were developed to provide compliance ratios for each precious metal commodity by store type for each region and for Canada.

## FINDINGS

### Sample Characteristics

The precious metal survey inspection was conducted in approximately 300 jewellery and department stores. The number of stores varies by commodity inspected since not all commodities are found in a single store. For example, rings were inspected in 286 stores; neckchains, 300; lockets and pendants, 271; bracelets, 279; charms, 288; earrings, 293; spectacle frames, 8; and holloware, 117. For most commodities at least twice as many jewellery as department stores were inspected.

The number of stores where inspections were made also varied on a regional basis. The maximum number of stores inspected by region are as follows: Atlantic, 29; Quebec, 91; Ontario, 82; Prairies, 89; and Pacific, 15. The number of stores varies by commodity inspected. For example, neckchains were inspected in 29 stores in the Atlantic while holloware were inspected in only 16 stores in this region. For details of the number of stores inspected, see Table 4.

### Compliance Ratios

The compliance ratio and confidence limits were calculated on a regional and national basis for all stores combined. See Table 1 for details. In general, the compliance ratios observed are fairly high for Canada for all stores combined with holloware having the lowest compliance ratio (.839) and neckchains, the highest (.930). The other precious metals have similar compliance ratios on a national basis: earrings, .862; spectacle frames, .867; lockets and pendants, .871; rings, .875; bracelets, .886; and charms, .887.

The compliance ratios are slightly higher for department than jewellery stores except for rings in which case the compliance ratios are similar for the two store types. The compliance ratios vary on a regional basis. In general, Quebec has the lowest compliance ratios for the following precious metals: rings, .813; lockets and pendants, .788; bracelets, .848; charms, .828; and holloware, .738. The lowest compliance ratio (.431) for the entire survey is found for earrings in the Atlantic.

### Variation In Compliance Ratios

The amount of variability in the compliance ratios which is due to sampling can be indicated by the confidence indicator. The confidence indicator is the amount by which the confidence limits fall above or below the compliance ratio. It is, in effect, half the confidence interval. The confidence indicators are shown for each commodity by region in Table 2.

The primary use of these measures is to determine the extent to which the number of stores inspected in each region provide estimates with similar levels of variation. If the level of variation in one area is substantially greater than in others, the number of stores inspected in that area should be increased in future surveys.

### Amount of Commodity Inspected

The total number of items inspected, number of acceptable and number of not acceptable along with the resulting compliance ratios are shown in Table 3. Wide variations in the number of items inspected were found among the precious metal commodities. The number inspected by commodity are: earrings, 12,390; rings, 12,170; charms, 9,273; neckchains, 8,931; lockets and pendants, 7,281; bracelets, 6,410; holloware, 2,225; and spectacle frames, 134.

On a regional basis, there is a large variation in the number of items inspected. It appears that more items within each commodity, except holloware, were inspected in Quebec than in the other four regions. No spectacle frames were inspected in Quebec or the Pacific region.

#### Commodities Inspected Per Store

The average number of the items inspected in each store as shown in Table 4 varies by commodity and region. On a national basis, approximately 43 rings and earrings were inspected per store, about 30 neckchains and charms, about 25 lockets and pendants and bracelets and about 18 spectacle frames and holloware items. For all commodities, the average number of items inspected on a per store basis was substantially higher in Quebec than in the other regions.

The average number of items inspected varied only slightly by store type except for holloware and spectacle frames. For these commodities on a national basis, 28.1 and 16.1 items were inspected in department stores compared to 15.0 and 21.0 in jewellery stores, respectively.

#### Lot Size

The lot size from which the inspection was made was recorded. As was stated previously, an estimated lot size was assigned to each Quebec observation. The total and average lot size for each commodity varies by type and by region, see Table 5. The average lot size on a per store basis for each commodity for all Canada was: earrings, 259.9; charms, 255.5; rings, 243.1; neckchains, 147.5; lockets and pendants, 115.2; bracelets, 75.7; holloware, 63.4; and spectacle frames, 56.1.



## GLOSSARY OF TERMS

### Compliance Ratio

A measure of the proportion of a commodity which complies with labelling regulations. It is usually calculated as

$$1 - \frac{\text{Number In Violation}}{\text{Total Number Inspected}}$$

### Confidence Limits

Two numbers which indicate the upper and lower limits within which the population compliance ratio can be expected to be found with a given level of confidence. They can be calculated as  $CR \pm \text{sample variance} \times \text{the appropriate standard deviation}$ . For example, if the 5% level of confidence is selected, the limits are

$$\text{Compliance Ratio} \pm \text{Sample Variance} \times 1.96$$

### Confidence Interval

The distance between the upper and lower confidence limits. It is  $2 \times \text{sample variance} \times 1.96$ , if one selects the 5% level of confidence. When the compliance ratio approaches 1.00, the confidence interval is less than  $2 \times \text{sample variance} \times 1.96$  because the maximum upper confidence limit is 1.00.

### Confidence Indicator

This is the distance between the compliance ratio and the upper or lower confidence limit. It is half the confidence interval. This is not a standard statistical measure, but is used in this report rather than confidence interval because of the manner in which the data were analyzed.

Table 1  
Compliance Ratios and Confidence Limits  
For Precious Metals Survey

Commodity	Compliance Ratios			Confidence Limits		
	Jewellery	Department	Total	Jewellery	Department	Total
<b>Rings</b>						
Atlantic	.972	.995	.979	.953- .991	.990-1.000	.965- .993
Quebec	.814	.810	.813	.776- .852	.718- .901	.778- .849
Ontario	.929	.887	.924	.901- .956	.725-1.000	.894- .954
Prairies	.938	.910	.933	.907- .970	.830- .991	.903- .962
Pacific	.932	1.000	.940	.790-1.000	-	.817-1.000
Canada	.875	.876	.875	.852- .899	.820- .931	.854- .897
<b>Neckchains</b>						
Atlantic	.925	.987	.947	.864- .987	.973-1.000	.906- .987
Quebec	.925	.959	.932	.903- .947	.804-1.000	.896- .968
Ontario	.918	.972	.925	.879- .958	.942-1.000	.890- .960
Prairies	.877	.992	.925	.822- .932	.982-1.000	.893- .957
Pacific	.984	.929	.978	.948-1.000	.805-1.000	.943-1.000
Canada	.917	.972	.930	.898- .936	.882-1.000	.904- .956
<b>Locketts &amp; Pendants</b>						
Atlantic	.932	.993	.957	.896- .969	.979-1.000	.935- .979
Quebec	.790	.774	.788	.745- .836	.608- .940	.742- .834
Ontario	.950	.975	.954	.923- .978	.908-1.000	.929- .979
Prairies	.942	.966	.952	.907- .977	.937- .996	.928- .976
Pacific	.973	.900	.959	.902-1.000	.732-1.000	.893-1.000
Canada	.867	.884	.871	.838- .896	.801- .967	.842- .900
<b>Bracelets</b>						
Atlantic	.963	.888	.936	.929- .998	.758-1.000	.885- .988
Quebec	.839	.884	.848	.803- .874	.815- .953	.817- .880
Ontario	.890	.972	.902	.830- .950	.922-1.000	.851- .953
Prairies	.946	.952	.948	.913- .978	.899-1.000	.919- .977
Pacific	.877	1.000	.888	.632-1.000	-	.666-1.000
Canada	.876	.916	.886	.851- .901	.870- .962	.864- .908

Commodity	Compliance Ratios			Confidence Limits		Total
	Jewellery	Department	Total	Jewellery	Department	
Charms						
Atlantic	.957	1.000	.980	.918- .996	-	.961- .998
Quebec	.819	.882	.828	.776- .862	.790- .974	.789- .867
Ontario	.952	.971	.956	.934- .971	.878-1.000	.933- .980
Prairies	.901	.967	.932	.752-1.000	.930-1.000	.851-1.000
Pacific	.960	1.000	.967	.903-1.000	-	.920-1.000
Canada	.869	.939	.887	.821- .917	.900- .978	.849- .924
Earrings						
Atlantic	.295	.524	.431	.001- .591	.269- .779	.238- .624
Quebec	.876	.976	.890	.833- .920	.965- .987	.853- .928
Ontario	.983	.980	.983	.967-1.000	.936-1.000	.967- .999
Prairies	.905	.985	.945	.843- .966	.975- .994	.914- .976
Pacific	.938	1.000	.955	.871-1.000	-	.908-1.000
Canada	.838	.926	.862	.804- .873	.900- .952	.835- .888
Spectacle Frames						
Atlantic	(1)	-	-	-	-	-
Quebec	-	-	-	-	-	-
Ontario	-	.931	.931	-	.800-1.000	.800-1.000
Prairies	-	.845	.845	-	.783- .908	.783- .908
Pacific	-	-	-	-	-	-
Canada	-	.867	.867	-	.800- .935	.800- .935
Holloware						
Atlantic	.784	.829	.791	.660- .907	.506-1.000	.675- .908
Quebec	.675	.917	.738	.475- .876	.801-1.000	.586- .889
Ontario	.968	.972	.969	.925-1.000	.873-1.000	.929-1.000
Prairies	.854	.753	.813	.785- .923	.609- .896	.741- .884
Pacific	1.000	1.000	1.000	-	-	-
Canada	.831	.865	.839	.773- .888	.769- .960	.790- .889

(1) Inspected in only 1 store

Table 2  
Confidence Indicators For Precious Metals  
By Store Type

Commodity	Jewellery	Department	All Stores
Rings			
Atlantic	.019	.005	.014
Quebec	.038	.092	.036
Ontario	.028	.162	.030
Prairies	.031	.081	.030
Pacific	.142	-	.123
Canada	.024	.055	.022
Neckchains			
Atlantic	.061	.014	.041
Quebec	.022	.155	.036
Ontario	.039	.029	.035
Prairies	.055	.009	.032
Pacific	.036	.124	.035
Canada	.019	.090	.026
Locketts & Pendants			
Atlantic	.036	.014	.022
Quebec	.045	.166	.046
Ontario	.027	.068	.025
Prairies	.035	.030	.024
Pacific	.071	.168	.066
Canada	.029	.083	.029
Bracelets			
Atlantic	.034	.130	.051
Quebec	.036	.069	.032
Ontario	.060	.049	.051
Prairies	.032	.053	.029
Pacific	.245	-	.222
Canada	.025	.046	.022
Charms			
Atlantic	.039	-	.019
Quebec	.043	.092	.039
Ontario	.019	.093	.024
Prairies	.149	.037	.082
Pacific	.057	-	.047
Canada	.048	.039	.037

Commodity	Jewellery	Department	All Stores
Earrings			
Atlantic	.295	.255	.193
Quebec	.044	.011	.037
Ontario	.017	.045	.016
Prairies	.061	.010	.031
Pacific	.067	-	.047
Canada	.035	.026	.026
Spectacle Frames			
Atlantic	-	-	-
Quebec	-	-	-
Ontario	-	.131	.131
Prairies	-	.063	.063
Pacific	-	-	-
Canada	-	.067	.061
Holloware			
Atlantic	.124	.323	.116
Quebec	.200	.115	.151
Ontario	.043	.100	.040
Prairies	.069	.143	.071
Pacific	-	-	-
Canada	.058	.095	.049

Table 3

Total Amount Inspected, Acceptable, In Violation  
And Compliance Ratios For Precious  
Metals

Commodity	Jewellery Stores				Department Stores				All Stores			
	I	A	V	CR	I	A	V	CR	I	A	V	CR
Rings												
Atlantic	466	453	13	.972	195	194	1	.995	661	647	14	.979
Quebec	4566	3715	851	.814	1245	1008	237	.810	5811	4723	1088	.813
Ontario	1486	1380	106	.929	380	337	43	.887	1866	1717	149	.924
Prairies	2308	2166	142	.938	1205	1097	108	.910	3513	3263	250	.933
Pacific	219	204	15	.932	100	100	-	1.000	319	304	15	.940
Canada	9045	7918	1127	.875	3125	2736	389	.876	12170	10654	1516	.875
Neckchains												
Atlantic	362	335	27	.925	158	156	2	.987	520	491	29	.947
Quebec	3467	3207	260	.925	1239	1188	51	.959	4706	4395	311	.932
Ontario	1128	1036	92	.918	316	307	9	.972	1444	1343	101	.925
Prairies	1156	1014	142	.877	849	842	7	.992	2005	1856	149	.925
Pacific	186	183	3	.984	70	65	5	.929	256	248	8	.978
Canada	6299	5775	524	.917	2632	2558	74	.972	8931	8333	598	.930
Locketts & Pendants												
Atlantic	281	262	19	.932	146	145	1	.993	427	407	20	.957
Quebec	2552	2017	535	.790	969	750	219	.774	3521	2767	754	.788
Ontario	885	841	44	.950	284	277	7	.975	1169	1118	51	.954
Prairies	1104	1040	64	.942	774	748	26	.966	1878	1788	90	.952
Pacific	186	181	5	.973	100	90	10	.900	286	271	15	.959
Canada	5008	4341	667	.867	2273	2010	263	.884	7281	6351	930	.871

I Total number inspected  
A Total number acceptable  
V Total number in violation  
CR Compliance ratio

Commodity	Jewellery Stores				Department Stores				All Stores			
	I	A	V	CR	I	A	V	CR	I	A	V	CR
Bracelets												
Atlantic	245	236	9	.963	98	87	11	.888	343	323	20	.936
Quebec	2362	1981	381	.839	1076	951	125	.884	3438	2932	506	.848
Ontario	872	776	96	.890	240	233	7	.971	1112	1009	103	.902
Prairies	771	729	42	.946	519	494	25	.952	1290	1223	67	.948
Pacific	162	142	20	.877	65	65	-	1.000	227	207	20	.888
Canada	4412	3864	548	.876	1998	1830	168	.916	6410	5694	716	.886
Charms												
Atlantic	349	334	15	.957	179	179	-	1.000	528	513	15	.980
Quebec	3420	2801	619	.819	1137	1003	134	.882	4557	3804	753	.828
Ontario	1031	982	49	.952	419	407	12	.971	1450	1389	61	.956
Prairies	1305	1176	129	.901	1228	1188	40	.967	2533	2364	169	.932
Pacific	125	120	5	.960	80	80	-	1.000	205	200	5	.967
Canada	6230	5413	817	.869	3043	2857	186	.939	9273	8270	1003	.887
Earrings												
Atlantic	853	252	601	.295	527	276	251	.524	1380	528	852	.431
Quebec	4120	3610	510	.876	1508	1472	36	.976	5628	5082	546	.890
Ontario	1258	1237	21	.983	509	499	10	.980	1767	1736	31	.983
Prairies	1597	1445	152	.905	1614	1589	25	.985	3211	3034	177	.945
Pacific	192	180	12	.938	212	212	-	1.000	404	392	12	.955
Canada	8020	6724	1296	.838	4370	4048	322	.929	12390	10772	1618	.862

Commodity	Jewellery Stores				Department Stores				All Stores			
	I	A	V	CR	I	A	V	CR	I	A	V	CR
Spectacle Frames												
Atlantic	21	16	5	.762	-	-	-	-	21	16	5	.762
Quebec	-	-	-	-	-	-	-	-	-	-	-	-
Ontario	-	-	-	-	29	27	2	.931	29	27	2	.931
Prairies	-	-	-	-	84	71	13	.845	84	71	13	.845
Pacific	-	-	-	-	-	-	-	-	-	-	-	-
Canada	21	16	5	.762	113	98	15	.867	134	114	20	.788
Holloware												
Atlantic	194	152	42	.784	35	29	6	.829	229	181	48	.791
Quebec	308	208	100	.675	325	298	27	.917	633	506	127	.738
Ontario	316	306	10	.968	217	211	6	.972	533	517	16	.969
Prairies	362	309	53	.854	396	298	98	.753	758	607	151	.813
Pacific	32	32	-	1.000	40	40	-	1.000	72	72	-	1.000
Canada	1212	1007	205	.831	1013	876	137	.865	2225	1883	342	.839



Table 4

Average Number of Commodity Inspected Per  
Store By Store Type

Commodity	Jewellery			Department			All Stores		
	# Stores	# Items	Average # Items	# Stores	# Items	Average # Items	# Stores	# Items	Average # Items
Rings									
Atlantic	19	466	24.5	9	195	21.7	28	661	23.6
Quebec	63	4566	72.5	21	1245	59.3	84	5811	69.2
Ontario	64	1486	23.2	18	380	21.1	82	1866	22.8
Prairies	52	2308	44.4	26	1205	46.4	78	3513	45.0
Pacific	10	219	21.9	4	100	25.0	14	319	22.8
Canada	208	9045	43.5	78	3125	40.1	286	12170	42.6
Neckchains									
Atlantic	20	362	18.1	9	158	17.6	29	520	17.9
Quebec	63	3467	55.0	28	1239	44.3	91	4706	51.7
Ontario	61	1128	18.5	20	316	15.8	81	1444	17.8
Prairies	55	1156	21.0	29	849	29.3	84	2005	23.9
Pacific	11	186	16.9	4	70	17.5	15	256	17.1
Canada	210	6299	30.0	90	2632	29.2	300	8931	29.8
Locketts & Pendants									
Atlantic	18	281	15.6	9	146	16.2	27	427	15.8
Quebec	58	2552	44.0	19	969	51.0	77	3521	45.7
Ontario	57	885	15.5	17	284	16.7	74	1169	15.8
Prairies	51	1104	21.7	30	774	25.8	81	1878	23.2
Pacific	8	186	23.3	4	100	25.0	12	286	23.8
Canada	192	5008	26.1	79	2273	28.8	271	7281	26.9

S. Number of stores

I. Number of items inspected

A. Average number of items inspected per store.

Commodity	Jewellery			Department			All Stores		
	# Stores	# Items	Average # Items	# Stores	# Items	Average # Items	# Stores	# Items	Average # Items
Bracelets									
Atlantic	18	245	13.6	8	98	12.3	26	343	13.2
Quebec	61	2362	38.7	24	1076	44.8	85	3438	40.5
Ontario	60	872	14.5	18	240	13.3	78	1112	14.3
Prairies	48	771	16.1	30	519	17.3	78	1290	16.5
Pacific	8	162	20.3	4	65	16.3	12	227	18.9
Canada	195	4412	22.6	84	1998	23.8	279	6410	23.0
Charms									
Atlantic	18	349	19.4	10	179	17.9	28	528	18.9
Quebec	63	3420	54.3	25	1137	45.5	88	4557	51.8
Ontario	58	1031	17.8	20	419	21.0	78	1450	18.6
Prairies	48	1305	27.2	36	1228	34.1	84	2533	30.2
Pacific	7	125	17.9	3	80	26.7	10	205	20.5
Canada	194	6230	32.1	94	3043	32.4	288	9273	32.2
Earrings									
Atlantic	16	853	53.3	10	527	52.7	26	1380	53.1
Quebec	62	4120	66.5	24	1508	62.8	86	5628	65.4
Ontario	60	1258	21.0	20	509	25.5	80	1767	22.1
Prairies	54	1597	29.6	35	1614	46.1	89	3211	36.1
Pacific	7	192	27.4	5	212	42.4	12	404	33.7
Canada	199	8020	40.3	94	4370	46.5	293	12390	42.3

Commodity	Jewellery			Department			All Stores		
	# Stores	# Items	Average # Items	# Stores	# Items	Average # Items	# Stores	# Items	Average # Items
Spectacle Frames									
Atlantic	1	21	21.0	-	-	-	1	21	21.0
Quebec	-	-	-	-	-	-	-	-	-
Ontario	-	-	-	3	29	9.7	3	29	9.7
Prairies	-	-	-	4	84	21.0	4	84	21.0
Pacific	-	-	-	-	-	-	-	-	-
Canada	1	21	21.0	7	113	16.1	8	134	16.8
Holloware									
Atlantic	14	194	13.9	2	35	17.5	16	229	14.3
Quebec	10	308	30.8	9	325	36.1	19	633	33.3
Ontario	32	316	9.9	10	217	21.7	42	533	12.7
Prairies	21	362	17.2	13	396	30.5	34	758	22.3
Pacific	4	32	8.0	2	40	20.0	6	72	12.0
Canada	81	1212	15.0	36	1013	28.1	117	2225	19.0

Table 5

## Total and Average Lot Size For Each Commodity By Store Type

Commodity	Jewellery			Department			All Stores		
	# Stores	Total Lot Size	Average Lot Size	# Stores	Total Lot Size	Average Lot Size	# Stores	Total Lot Size	Average Lot Size
<b>Rings</b>									
Atlantic	19	3335	175.5	9	1147	127.4	28	4482	160.1
Quebec <sup>1</sup>	63	23234	368.8	21	6600	314.3	84	29834	355.2
Ontario	64	7600	118.8	18	2068	114.9	82	9668	117.9
Prairies	52	18299	351.9	26	5979	230.0	78	24278	311.3
Pacific	10	829	82.9	4	425	106.3	14	1254	89.6
Canada	208	53297	256.2	78	16219	207.9	286	69516	243.1
<b>Neckchains</b>									
Atlantic	20	1472	73.6	9	632	70.2	29	2104	72.6
Quebec	63	13868	220.1	28	9284	331.6	91	23152	254.4
Ontario	61	4246	69.6	20	1303	65.2	81	5549	68.5
Prairies	55	6396	116.3	29	6007	207.1	84	12403	147.7
Pacific	11	720	65.5	4	320	80.0	15	1040	69.3
Canada	210	26702	127.2	90	17546	195.0	300	44248	147.5
<b>Locketts &amp; Pendants</b>									
Atlantic	18	1296	72.0	9	716	79.6	27	2012	74.5
Quebec	58	8987	155.0	19	4079	214.7	77	13066	169.7
Ontario	57	3180	55.8	17	1198	70.5	74	4378	59.2
Prairies	51	5789	113.5	30	4954	165.1	81	10743	132.6
Pacific	8	544	68.0	4	463	115.8	12	1007	83.9
Canada	192	19796	103.1	79	11410	144.4	271	31206	115.2

S Number of stores inspected

L.S. Total lot size

A.L Average lot size per store

1 All Quebec lot sizes were estimated.

Commodity	Jewellery			Department			All Stores		
	# Stores	Total Lot Size	Average Lot Size	# Stores	Total Lot Size	Average Lot Size	# Stores	Total Lot Size	Average Lot Size
Bracelets									
Atlantic	18	613	34.1	8	278	34.6	26	891	34.3
Quebec	61	6108	100.0	24	4525	188.5	85	10633	125.1
Ontario	60	2258	37.6	18	949	52.7	78	3207	41.1
Prairies	48	3074	64.0	30	2650	88.3	78	5724	73.4
Pacific	8	484	60.5	4	170	42.5	12	654	54.5
Canada	195	12537	64.3	84	8572	102.1	279	21109	75.7
Charms									
Atlantic	18	2254	125.2	10	2026	202.6	28	4280	152.9
Quebec	63	21203	336.6	25	9346	373.8	88	30549	347.2
Ontario	58	6379	110.0	20	3566	178.3	78	9945	127.5
Prairies	48	12611	262.7	36	14405	400.1	84	27016	321.6
Pacific	7	1019	145.6	3	766	255.3	10	1785	178.5
Canada	194	43466	224.1	94	30109	320.3	288	73575	255.5
Earrings									
Atlantic	16	2295	143.4	10	2719	271.9	26	5014	192.9
Quebec	62	22695	366.1	24	1508	414.7	86	24203	281.4
Ontario	60	6978	116.3	20	3343	167.2	80	10321	129.0
Prairies	54	10627	196.8	35	14226	406.5	89	24853	279.3
Pacific	7	1384	197.7	5	1929	385.8	12	3313	276.1
Canada	199	43979	221.0	94	32170	342.2	293	76149	259.9

Commodity	Jewellery			Department			All Stores		
	# Stores	Total Lot Size	Average Lot Size	# Stores	Total Lot Size	Average Lot Size	# Stores	Total Lot Size	Average Lot Size
Spectacle									
Frames									
Atlantic	1	21	21.0	-	-	-	1	21	21.0
Quebec	-	-	-	-	-	-	-	-	-
Ontario	-	-	-	3	108	36.0	3	108	36.0
Prairies	-	-	-	4	320	80.0	4	320	80.0
Pacific	-	-	-	-	-	-	-	-	-
Canada	1	21	21.0	7	428	61.1	8	449	56.1
Holloware									
Atlantic	14	392	28.0	2	66	33.0	16	458	28.6
Quebec	10	1079	107.9	9	1007	111.9	19	2086	109.8
Ontario	32	1111	34.7	10	363	36.3	42	1474	35.1
Prairies	21	1622	77.2	13	1450	111.5	34	3072	90.4
Pacific	-	-	-	-	-	-	-	-	-
Canada	81	4394	54.3	36	3023	84.0	117	7417	63.4

APPENDIX I

CODE BOOK

Consumer and Corporate Affairs  
Compliance Survey 1978

Precious Metals Marking Labelling Survey  
Code Book

Columns	Item	Code
1 - 4	Identification of inspection form.	0001 - up to the number of sheets in each region. Leading o's are not necessary. Put this code number of the sheet itself.
5	Card Number	1
6	Blank	
7	Region - located at upper right hand corner of sheet	1 Pacific 2 Prairies 3 Ontario 4 Quebec 5 Atlantic
8	Blank	
9	Commodity - usually hand-written at left upper corner	1 Rings (Bagues) 2 Neckchains (Chainettes) 3 Locketts & Pendants (Medaillons & Pendentifs) 4 Bracelets 5 Charms (Breloques) 6 Earrings (Boucles Oreilles) 7 Spectacle frames (Montures de lunettes) 8 Holloware (Articles creux) (Argenteries)
10	Blank	
11	Store Type - located at upper right hand side of form	1 Jeweller 2 Department

Optical stores are to be coded as department

Gift stores and hair salon are to be coded as jeweller

Unidentified are usually the second page of inspection form. If not a second page, code as jeweller.



Columns	Item	Code
12	Blank	
13 - 16	Total of Lot Sizes  Summate the number in the lots. This number is hand-written under column : Size - Dimension	Code actual number . Right justify. 0's are not necessary.
17	Blank	
18 - 20	Total Inspected  Summate the number inspected from the lots	Code actual number. Right justify. 0's are not necessary. (Some inspectors indicated the number by ## . Don't confuse 11 as an eleven rather than a two.
21	Blank	
22 - 24	Total with infraction  Summate the number with an infraction from the lots.	Code actual number. Right justify. 0's are not necessary.

### List of Violations by Manufacturer

A list of the number of infractions by supplier and/or manufacturer and/or trade mark must be kept. The infraction is to be identified by the numbers infractions per lot, the lot size from which the infraction was found, the store type and region. In recording this information, the general rule is to write down all information. The trade name is not necessary unless the name of the supplier or manufacturer is not given.

#### RE STORE TYPE:

Do not follow rules established for coding on fortran sheet. The hand-tabulation will be done in more detail. The following store types will be recorded: jeweller; department; optical; gift; other (specify, e.g. hair and jewellery salon; and no store type identified.

See example on following page.

EXAMPLE : ONTARIO

Form ID	Manufacturer	Type of Infr	Jewellery		Departmt		Store type				Not identified		
			# Infr	Lot Size	# Infr	Lot Size	Optical # Infr	Lot Size	Gift # Infr	Lot Size	Other # Infr	Lot Size	# Infr
RINGS													
ooo1	1. Guild		5	14									
ooo2	2. NA SS				3	25							
ooo3	3. Supplier unknown				6	54							
	4. "				4	36							
	5. "				4	21							
	6. "				6	36							
	7. "												
0004	8. (E) or (B)				3	63							
0005	9. (ATA)		2	35									
ETC.													
Total			---	---	---	---	---	---	---	---	---	---	---

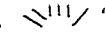



Start a new sheet for each commodity within a region.

APPENDIX II

LIST OF INFRACTIONS BY MANUFACTURER

Precious Metals Marking Labelling Survey- Atlantic

Infraction By Commodity, Manufacturer and  
Store Type

Form Number Assigned	Manufacturer	Jewellery Store		Department Store	
		Infraction #	Lot Size #	Infraction #	Lot Size #
RINGS					
3	1. BR? CTOL? (Unknown) Design in ring cut out TM.	-	-	1	5
12	2. Supplier unknown (TM)	1	15		
15	3. Supplier unknown (TM)	1	12		
22	4. 7U7 ? Unknown, not in records	1	32		
26	5.  ?	1	12		
	6. COL CP Siffari. CP not in records	1	24		
	7.  Guild? Not in records (TM)	1	12		
27	8. ? Supplier not known	1	24		
	9.  Ballerina	2	24		
	10.  supplier not known	1	24		
28	11. "CWC" Carol & Co. Ltd Montreal	3	3		
		<u>13</u>	<u>182</u>	<u>1</u>	<u>5</u>
NECKCHAINS					
34	1. Unmarked-unknown	4	20		
35	2. Classic jewellery, Montreal	1	1		
39	3. 61VI? Italian, out of Toronto buying office, not in records, unknown			2	2
43	4. Jolyn Jewellery Products, Toronto (TM)	1	18		
49	5. RI Import. Not known (TM)	5	18		
	6. Marvel Providence RI 12KCF	3	3		
53	7. Speidel Can Ltd. Toronto 10K GF	9	9		
	8. Esemco, Shiman Mfg Co, Newark, N.J.	1	1		
57	9. Fried Bros. Montreal - supplier	3	5		
		<u>27</u>	<u>75</u>	<u>2</u>	<u>2</u>


Form Number  
Assigned

Manufacturer

Jewellery Store  
Infraction Lot Size  
# #

Department Store  
Infraction Lot Size  
# #

LOCKETS & PENDANTS

61	1. "Amsel" No TM in book-supplier not known			1	41
62	2. Classic jewellery, Montreal	3	3		
64	3. Classic jewellery	1	12		
	4. (R) TM unknown?	1	12		
72	5. Ladye Fayre? Not in records	2	15		
76	6. "Lisner" not in book	4	4		
77	7. (R) ? Not in records	1	12		
78	8. Unknown supplier (TM)	1	1		
79	9. Baird, William, Winnipeg (QM poor) TM	2	2		
83	10. G & E, H & A jeweller, Montreal (not in books)	3	12		
84	11.  ? not in records	1	10		
		<u>19</u>	<u>83</u>	<u>1</u>	<u>41</u>

BRACELETS

88	1. NTM Supplier Tony Sales Inc. 190 Willowdale Ste. 804, Montreal			3	6
	2. (as above)			6	6
91	3. $\Delta$ ? College Gifts, Toronto	1	4		
92	4. ? Supplier unknown	1	12		
	5. Supplier unknown	1	1		
108	6. VNS-French Jwelry Co. of Can. Ltd. (TM)			2	2
109	7. (as above)	2	2		
110	8. AJC 6, American Jwelry Chain Co., Providence, RI	4	9		
		<u>9</u>	<u>28</u>	<u>11</u>	<u>14</u>

CHARMS

122	1. PA Not in book, supplier not known	2	20		
130	2. Supplier unknown (TM)	10	43		
132	3. Supplier not known, maybe Classic (TM)	1	1		
134	4. EJ	2	78		
		<u>15</u>	<u>142</u>		

Form Number Assigned	Manufacturer	Jewellery Store		Department Store	
		Infraction #	Lot Size #	Infraction #	Lot Size #
EARRINGS					
140	1. G.W. Reid & Co., Truro, N.S.			13	13
	2. G.W. Reid & Co., Truro, N.S.			12	16
141	3. Gemcraft Ltd., Toronto			14	19
142	4. Woolworth (Dealer) TM unknown. Possibly out of Central Buying (U)			21	21
145	5. ASTOR Jewels, Inc., Montreal	2	6		
146	6. Unknown	1	58		
	7. E in shield FORT Jewellery Co., Inc., Providence, R.I.	9	9		
147	8. Fort Jewellery Mfg., R.I.			13	13
	9. Supplier? FARD of CANADA, Montreal			25	25
	10. Supplier not known-maybe Metropolitan Warehouse (U)			40	40
	11. (R&Z) Regency Jwly. Mfg. Montreal			20	20
148	12. FORT Jewellery Co. Inc.			20	20
	13. LINS Lin Trading Co., Ltd., Toronto			8	8
149	14. G.W. Reid, Truro, N.S. Supplier			19	25
	15. G.W. Reid & Co., Ltd. Truro			27	27
150	16. Lin Trading Co., Ltd., Toronto			8	8
153	17. Baird Weekman Sales, Dartmouth	2	3		
156	18. Supplier not known	139	139		
	19. Supplier not known	11	11		
157	20. G.W. Reid, Truro, N.S.	30	30		
	21. 14 K GF Warrior E on shield Fort Jewellery Co. Inc., Providence, R.I.	16	16		
	22. Unknown Imported	360	360		
158	23. 13? Supplier not known	13	15		
160	24. Manufacturer not known (TM)			11	11
162	25. Not marked, Jolyn supplier	5	11		
163	26. G.W. Reid, Truro, N.S. (TM)	5	17		
	27. BIAGI -not in book, Fried Bros.	3	9		
	28. Supplier not known (U) (TM)	2	2		
164	29. "ASTOR" Montreal, not in records	3	24		
		601	710	251	274

3

Form Number  
Assigned

Manufacturer


Jewellery Store  
Infraction Lot Size  
# #

Department Store  
Infraction Lot Size  
# #

SPECTACLES FRAMES





165	1. Not in records	3	8		
	2. M/C Imperial Optical -Toronto	<u>2</u>	<u>10</u>		
		5	18		

HOLLOWARE

170	1. Oxford Plate Oneida Ltd. Oneida N.Y. -not in book	1	6		
172	2. Supplier not known to be advised U (TM)	8	52		
	3. Supplier not known to be advised U (TM)	2	52		
174	4. APEX A.J. Pepper & Co. Birmingham, England			2	2
	5. Supplier -R Simpson, Toronto (TM)			4	4
177	6. WMF Ikora Wurttembergische, Germany	3	9		
	7. KIM Janowitz, Kitty, Don Mills	6	6		
	8. ARRIS Professional Directors & Assoc. Ltd.	1	1		
178	9. Oxford Plate, Oneida, N.Y.	4	11		
	10. H of S 201220 Ont. Ltd., Toronto	8	11		
182	11. Bayerische Metalwerkfabrik, Germany 	4	7		
	12. Queen Anne Mayelle Allen WG England Importer Stilglass, Montreal	3	3		
	Not in records				
	13. Supplier- Stilglass, Montreal-not in records (TM)	<u>2</u>	<u>2</u>		
		42	160	6	6

Precious Metals Marking Labelling Survey - Quebec

Infraction By Commodity, Manufacturer and Store Type

Form Number Assigned	Manufacturer	Jewellery Store		Department Store	
		Infraction #	Lot Size # <sup>a</sup>	Infraction #	Lot Size # <sup>a</sup>
RINGS					
1	1. G. Sherman Co. Mtl.	1			
	2. Tulij	1			
	3. CS	17			
2	4. DEL	8			
	5. 	7			
3	6. 	2			
	7. Princess Jewellers, Mtl.	5			
	8. J. S. R.	4			
	9. J. S. R.	5			
	10. 10k (nil) TM	2			
	11. P. R.	3			
	12. Christian Dior -Paris	1			
4	13. 10k (nil) TM	4			
	14. Luna Bijoux, Laval	1			
	15. VIC	5			
	16. RAC	8			
	17. J in design	5			
	18. 10k (nil) TM	2			
	19. 	2			
	20. CS	2			
	21. 10k (nil) TM	6			
	22. Art & Precision Engraving, Mtl.	1			
5	23. 10k (nil) TM	4			
	24. 14k (nil) TM	1			
	25. 10k (nil) TM	5			
	26. AR & PR	3			
	27. 	6			

<sup>a</sup> Lot Size was not indicated on the Quebec survey.







Form Number Assigned	Manufacturer	Jewellery Store		Department Store	
		Infraction #	Lot Size #	Infraction #	Lot Size #
7	28. Classic Jewellery- Mtl.	8			
	29. S	11			
8	30. OWC	4			
	31. 10k (nil) TM	1			
	32. JADE Jewellery Mtl.	3			
	33. JJC	3			
	34. 10k (Nil) TM	18			
	35. 10k (Nil) TM			14	
	36. AB			4	
	37. 14k (nil) TM	4			
	38. Maurice Thompson Mtl.	1			
	39. PWC	1			
	40. Classic	1			
	41. 14k (nil) TM	4			
	42. 10k (nil) TM	4			
	43. 10k	2			
	44. I. S. Jewellery Mtl.	2			
	45. (Cb)	2			
	46. 14 (nil) TM	4			
12	47. Trico Ring Mfg. Mtl.	1			
	48. RER	1			
	49. 10k (nil) TM	3			
	50. 14k (nil) TM	2			
	51. RER	10			
	52. 10k (nil) TM	5			
	53. 585 (nil) TM	2			
	54. B	3			
	55. 10k TM	5			
	56. 14k TM	4			
	57. 10k (nil) TM	4			
	58. 14k (nil) TM	2			
	59. TRV-Joy	7			
13	60. 10k (nil)	13			
	61. G87-ml	1			
	62. JKIF	4			
	63. BIG	2			
	64. CS	19			
	65. JSR	4			

Form Number  
Assigned

Manufacturer

Jewellery Store  
Infraction Lot Size  
# #

Department Store  
Infraction Lot Size  
# #

Form Number Assigned	Manufacturer	Jewellery Store Infraction #	Jewellery Store Lot Size #	Department Store Infraction #	Department Store Lot Size #
14	66. 14k (nil) TM		4		
	67. MLC		4		
	68. 10k (nil) TM		2		
	69. GWL		3		
15	70. 10k (nil)		3		
	71. 		1		
	72. 10k (nil) TM		4		
	73. CW		3		
	74. 10k (nil) TM		3		
	75. 14k (nil) TM		2		
17	76. 10k (nil) TM		2		
	77. 10kt TM			1	
	78. 14kt			1	
18	79. C·A			1	
	80. Nuptia			4	
	81. 10kt			1	
	82. 14 kt			2	
19	83. 10 kt			4	
	84. GAJ			1	
	85. 10 kt			1	
	86. 14 kt			2	
20	87. 10 kt		2		
	88. 10 kt		1		
21	89. 			11	
	90. 10k nil			2	
23	91. 			5	
	92. 10kt nil			1	
24	93. 10 kt nil			3	
	94. 10 kt nil			7	
25	95. 10k (nil)		1		
	96. LEP		1		
26	97. OWC		3		
	98. 10k (nil)		1		
	99. A.B.		2		
	100. 		3		

3

Form Number Assigned	Manufacturer	Jewellery Store		Department Store	
		Infraction #	Lot Size #	Infraction #	Lot Size #
27	101. 10k	1			
	102. 10k (nil)	1			
	103. 10k (nil)	4			
	104. GWA	2			
	105. 10k (nil)	1			
	106. GWA	4			
28	107. 10k			6	
	108. 10k			33	
29	109. LN	4			
	110. 10k (nil)	1			
30	111. 10k	2			
	112. VIC	2			
	113. ⊕Donis	4			
	114. 10k NIL	14			
	115. We NIL	20			
	116. d <sub>o</sub>	8			
32	117. Velico	2			
	118. 10k (nil)	4			
	119. UNIQUE	7			
	120. 10kt (nil)	8			
	121. ENL	3			
	122. 10k-18k (nil)	2			
33	123. Art & Precision Engraving 0- NMtl	2			
	124. 14kt (nil)	6			
	125. c	3			
	126. 10k (nil)	1			
	127. c c c	3			
	128. Creations Darnel- Mtl	2			
34	129. c c c	3			
	130. (Sterling)	12			
	131. 750	1			
	132. c c c	5			
	133. 10k (nil)	2			
	134. 14k (nil)	2			
	135. CGV	2			
	136. AJO	2			
	137. A )-Dorione Mtl.	2			






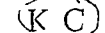
Form Number  
Assigned

Manufacturer

Jewellery Store  
Infraction Lot Size  
# #

Department Store  
Infraction Lot Size  
# #

Form Number Assigned	Manufacturer	Jewellery Store Infraction #	Lot Size #	Department Store Infraction #	Lot Size #
	138. 10/14 (nil)	3			
	139. Lido Jewellery -Mtl. -Inspiration.	2			
35	140. 10kt	2			
36	141. DFC	3			
	142. 10 kt	3			
38	143. 10 kt Nil			1	
	144. AB			1	
	145. <u>LS</u>			8	
	146. AB			2	
39	147. CTL	6			
	148. 10 kt	2			
	149. CTL	1			
	150. TF	1			
	151. 10 kt	2			
40	152. SD	15			
	153. 10k	2			
	154. 10k	2			
	155. 10kt	2			
41	156. 10k (nil)	1			
	157. 14k (nil)	1			
	158. 10k (nil)	2			
42	159. ? J. F. I.	2			
	160. 10k (nil)	6			
	161. J. F. ?	2			
	162. 10k (nil)	8			
	163. 14k (nil)	10			
43	164. 10k			2	
	165. 10k	6			
	166. 10 kt	5			
45	167. 14k	2			
46	168. 10kt	1			
	169. 14kt	1			
	170. 14 kt	2			
	171. 14 kt	4			
47	172. 10k	1			
	173. 10k (nil)	2			
	174. 10k (nil)	1			

Form Number Assigned	Manufacturer	Jewellery Store		Department Store	
		Infraction #	Lot Size #	Infraction #	Lot Size #
49	175. 10k (nil)	12			
	176. C M A	2			
	177. 10k	4			
	178. L C D	9			
50	179. 10k (nil)	6			
	180. Finde	1			
	181. 14k (nil)	1			
	182. 10k (nil)	3			
	183. PP	3			
	184. PA	4			
	185. 10k (nil)	2			
	186. C T L	3			
	187. 10k (nil)	3			
	188. 	6			
	189. 14kt (nil)	2			
	190. 	1			
52	191. 10k (nil) 1	1			
	192. 	1			
	193. 14 kt	1			
	194. 10k (nil)	2			
53	195. C S	17			
	196. 10k (nil)	2			
54	197. 687M1	1			
	198. 10k (nil)	2			
56	199. ADJ	10			
	200. ADJ	21			
	201. 10k (nil)	2			
	202. 14k (nil)	2			
57	203. 			35	
	204. 			20	
58	205. 14k (nil)	12			
	206. 18k (nil)	1			
	207. R O D	4			
	208. 14k (nil)	1			
	209. 	2			
	210. 14k	1			

9


Form Number  
Assigned

Manufacturer

Jewellery Store  
Infraction Lot Size  
# #

Department Store  
Infraction Lot Size  
# #

59	211. ∞		3		
	212. 10k		2		
61	213. 10k nil		8		
	214. 10k nil		4		
63	215. 10kt nil				2
64	216. 10kt				1
	217. 10kt				2
	218. 10kt				1
66	219. 10k		2		
	220. RIBEL		2		
	221. 10k		2		
	222. 10k		2		
67	223. 10k		5		
68	224. 10 kt		2		
69	225. ERA		20		
	226. 10 kt		5		
70	227. 10kt		3		
	228. 10 kt		5		
71	229. 10k		3		
72	230. LN		5		
73	231. LBE		15		
	232. LB		2		
	233. 10 kt		3		
	234. JJ		5		
	235. 10 kt		4		
	236. JJ		8		
74	237. 10kt	TM			16
75	238. 14 kt	TM	2		
	239. 10kt	TM	2		
76	240. 10kt	TM	5		
	241. 10kt	TM	2		
77	242. C S		3		
	243. 10kt	TM	3		
78	244. 10k	TM	3		
79	245. 10k	TM			2
81	246. 10k				21
	247. 10k				19
82	248. 10k		1		

Form Number Assigned	Manufacturer	Jewellery Store		Department Store	
		Infraction #	Lot Size #	Infraction #	Lot Size #
83	249. 10 kt	2			
	250. 10kt	1			
	251. 10 kt	1			
84	252. 	2			
	253. 10 kt	3			
		851		237	

NECKCHAINS



85	1. Greser & Figli Italy 193VI	1			
86	2. Yan Imports Mtl. YAN	5			
121	3. 183 VI	3			
∞ 122	4. ROV Philip Sieb, Montreal	1			
124	5. 152 V2	8			
	6. ROCO R Couture, Que.			6	
129	7. CIANI			1	
133	8. N/C	3			
142	9. <u>S34</u> 10kt J.E.A. Trading Montreal			1	
147	10. MAX 71	2			
151	11. 61VI	1			
152	12. 551VI	1			
154	13. Morle	28			
155	14. Continental Jlry Mtl.	2			
159	15. HK	3			
163	16. 204 AR	5			
171	17. MIC			2	
	18. SNA			1	
# Inspected <sup>a</sup>					
28	10 k	47		12	
4	10k nil	15			
23	10 k nil TM	59		24	
5	14 k nil TM	28			

a Because of the large number of violations of the same type, the violations were summated.

Form Number Assigned	Manufacturer	Jewellery Store		Department Store	
		Infraction #	Lot Size #	Infraction #	Lot Size #
# Inspected					
2	K10	3			
1	K14 nil TM	1			
1	K14 Italy	2			
2	18k nil TM	2			
4	585 nil TM	17			
1	585	2			
1	750 nil TM	1			
3	750	4			
2	925	1		4	
1	417 nil TM	11			
1	417	4			
		<u>260</u>		<u>51</u>	

6

LOCKETS & PENDANTS

177	1. G & E	4			
	2. AD	2			
178	3. F O design	5			
179	4. MAX 71	2			
	5. B 13	1			
182	6. 336 V	1			
189	7. R Not in records	4			
190	8. VI H 2	3			
191	9. G & E No record	8			
192	10.  No record	2			
193	11.  Not in records			2	
196	12. ZM Cie d'Estompesde Bijoux Metro	1			
199	13. Max 71	4			
	14. 330 Vi	2			
	15. KT	2			
	16. TE	4			
	17. Max 71	11			
201	18. Sterling			3	
208	19. Sterling			3	



Form Number Assigned	Manufacturer	Jewellery Store		Department Store	
		Infraction #	Lot Size #	Infraction #	Lot Size #
211	20. M No record	10			
	21. MAKO No record	8			
212	22. G & E No record	10			
217	23. KAZA No record	2			
	24. NTC No record	3			
	25. AC No record	2			
	26. ISJC I.S. Jlry., Mtl.	1			
218	27. DCR No record	5			
220	28. SEGEL No record	8			
	29. 7E Jean Paul Emery Mtl.	1			
	30. Max 71 No record	9			
	31. AD Dorione, Mtl.	3			
	32. AJ Aviron Enterprises, Toronto	2			
	33. Max 71 No record	9			
	34. SEBEL No record	16			
	35. <input checked="" type="checkbox"/> No record	2			
	36. Nadene Nadene Jlry Mtl.	1			
	37. Mc No record	2			
	38. Ad No record	4			
	39. EGA No record	2			
221	40. (LX) No record	4			
	41. (B)	2			
222	42. RIB	1			
	43. BT <sup>3</sup> No record	4			
	44. Sterling nil TM	2			
	45. TER Nil	2			
	46. Ster	3			
223	47. YCRO	1			
	48. MTM No record	4			
	49. WJC No record	3			
	50. AR-PR Art & Precision Engraving Mtl.	3			
	51. JJB No record	3			
	52. ISJC I.S. Jlry Mtl.	2			
225	53. RJL Rembrandt Jlry Toronto			15	
	54. V <sup>E</sup> Greek Venus Mtl.			4	
	55. HAKO K.M.H. Mfg. Mtl.			2	

Form Number  
Assigned

Manufacturer

Jewellery Store  
Infraction Lot Size  
# #

Department Store  
Infraction Lot Size  
# #

11

Form Number Assigned	Manufacturer	Jewellery Store Infraction #	Jewellery Store Lot Size #	Department Store Infraction #	Department Store Lot Size #
	56. ALY No record			16	
	57. Sterling Nil			5	
	58. Sterling			17	
	59. Sterling			14	
	60. STG No record			12	
227	61. ✓ No record	4			
228	62. G & E No record	3			
229	63. G & E No record TM	3			
230	64. HAKO K.M.H. Mfg. Mtl.	3			
231	65. Max 71 No record			16	
	66. Max 71			1	
	67. Max 71			12	
	68. Max 71			18	
232	69. E.P. No record	3			
233	70. T.O. No record	8			
	71. G & E No record	11			
	72. VINS No record	6			
234	73. AD No record	10			
235	74. ROV Philip Sieb Mtl.	2			
	75. Elite No record	9			
	76. Empress No record	9			
236	77. MC No record	1			
	78. MC	1			
	79. AD No record	2			
	80. GB	1			
241	81. Max 71	5			
	82. N/C	1			
245	83. VO	5			
	84. JJ	7			
	85. VEN	1			
246	86. JSJ	4			
247	87. G & E	3			
249	88. Max 71	24			

Form Number  
Assigned

Manufacturer



Jewellery Store  
Infraction Lot Size  
# #



Department Store  
Infraction Lot Size  
# #

# Inspected

32	10k	64	45
3	10k nil	15	
2	K 10	4	3
35	10k nil TM	96	23
4	14k	14	
2	14k nil	3	
2	14k nil TM	13	
1	18k nil	8	
2	18k nil TM	3	
1	12k		2
1	417		6
1	750	1	
1	750 nil	1	
1	925 nil	2	
		<hr/> 540	<hr/> 219

BRACELETS

253	1.  (10k)	2	
255	2. GE	2	
261	3. GAF		1
265	4. CIANI		20
268	5. ESY		9
	6. Gozlan Bros- Toronto		6
273	7. Haty (?)	1	
274	8. 	3	
275	9. 122 VI	1	
	10. JJB	3	
	11. JJC	3	
276	12. Max 71		4
278	13. AMX	3	
	14. Unica	1	
	15. G et E	3	
279	16. M.L.	1	

Form Number Assigned	Manufacturer	Jewellery Store		Jewellery Store	
		Infraction #	Lot Size #	Infraction #	Lot Size #
	17. B.Y.	1			
282	18. G.F. (nil)	1			
	19. P.A.	2			
283	20. G et E	5			
	21. JoIyn	3			
284	22. Max 71	3			
286	23. RER	4			
	24. S.S.S.	1			
	25. ASB	4			
	26. GBL	3			
287	27. G8E	3			
	28. Art and Precision Engraving	1			
	29. U E	9			
289	30. 193VII	3			
290	31. CS	2			
291	32. JJG	1			
	33. 	4			
	34. JJG	4			
292	35. Ben Engraving Laval	2			
	36. KKK	1			
298	37. B	3			
	38. CZ	10			
307	35. Max 71	2			
208	40. MEP	1			
	41. ML	1			
	42. G	10			
	43. PJR	3			
310	44. ML	4			
	45. ML	2			
311	46. 			3	
	47. ASP	4			
313	48. AR 2I	3			
	49. 444VI	4			
314	50. GCL	10			
316	51. IAR	-		2	
318	52. N/C	3			
324	53. DL	13			
	54. N/C	5			

Form Number Assigned	Manufacturer	Jewellery Store		Department Store	
		Infraction #	Lot Size #	Infraction #	Lot Size #

	55. GWC	2			
336	56. B13	1			
	57. TYOR	1			

# Inspected

36	10k	71		14	
34	10k nil	96		66	
2	K10	4		-	
4	14k	8		1	
7	14k nil	25			
1	18k	4			
1	18k nil	1			
2	585	2			
2	585 nil	2			
1	417	3			
1	417 nil	2			
1	416 nil	2			
1	750	1			
4	750 nil	3			
		<u>387</u>		<u>126</u>	

14

CHARMS


338	1. Max 74	2			
340	2. G & E	1			
343	3. JJC	1			
344	4. Max 71	10			
345	5. CS	3			
350	6. DJ	5			
355	7. Max 71	2			
359	8. VI 421	3			
360	9. VI 421	1			

Form Numbr  
Assigned

Manufacturer

Jewellery Store  
Infraction Lot Size  
# #

Department Store  
Infraction Lot Size  
# #

Form Numbr Assigned	Manufacturer	Jewellery Store Infraction #	Jewellery Store Lot Size #	Department Store Infraction #	Department Store Lot Size #
362	10. Max 7	3			
	11. DYS	1			
363	12. Max 7	6			
	13. Marc	1			
367	14. Claude	1			
	15. (LX)	5			
373	16. ROV	2			
374	17. ISJC	1			
	18. T.C.	2			
	19. Chotlain	3			
375	20. Max 71			16	
	21. IAR			4	
	22. Max 71			3	
	23. Zodiac 10k nil			3	
	24. Max 71			12	
15 376	25. Italy	2			
377	26. Italy	2			
	27. Max 71	2			
	28. Max 71	7			
378	29. Max 71	12			
382	30. Chotlain	2			
383	31. Max 71	9			
385	32. Max 71	4			
	33. AF	1			
	34. Max 71	4			
	35. Max 71	5			
392	36. Jolyn			1	
393	37. A & M Jrly-Toronto	1			
395	38. 325 VI	4			
397	39. Max 71	5			
	40. JFI	5			
	41. JFI	2			
402	42. Sterling (nil)			1	
406	43. 	8			
407	44. 7E			2	
408	45. Max 71	9			
	46. Max 71	5			
	47. Max 71	5			

Form Number Assigned	Manufacturer	Jewellery Store		Department Store	
		Infraction #	Lot Size #	Infraction #	Lot Size #

409	48. HAKO	1			
	49. Day	2			
410	50. HAKO	2			
	51. AR-PR	1			
411	52. EC	5			
	53. 587VI	6			
412	54. Max 71	3			
	55. JJ	5			
	56. Max 71	3			
413	57. CTL	7			
	58. Max 71	9			
414	59. Claude	1			
415	60. P	4			
	61. Max 76	1			
16 416	62. Max 76	2			
	63. ZB	2			
	64. Italy	4			
422	65. Max 71			16	
	66. Max 71	6			
395	67. Dupuis Freres- Montreal	1			

# Inspected					
38	10 kt	87		41	
53	10kt nil	214		35	
2	K 10	5			
2	K 10 nil	17			
6	14 kt	12			
8	14 kt nil	26			
1	K 14 nil	9			
1	18k	1			
1	18k nil	7			
1	585 nil	20			
2	750	3			

619

134

Form Number  
Assigned

Manufacturer

Jewellery Store  
Infraction Lot Size  
# #

Department Store  
Infraction Lot Size  
# #

EARRINGS

Form Number Assigned	Manufacturer	Jewellery Store Infraction Lot Size #	Jewellery Store Infraction Lot Size #	Department Store Infraction Lot Size #	Department Store Infraction Lot Size #
431	1. P	10			
	2. OWC	4			
	3. DORV	9			
432	4. VSN	3			
	5. PA	2			
433	6. 62 YA	9			
	7. REL	4			
	8. LO	15			
436	9. SNS	1			
	10. 10/14 k nil TM	1			
437	11. ROV Philip Sieb Mtl	1			
	12. 75V	1			
439	13. YY Frebel Ltd.	6			
442	14. K-S			1	
443	15. BT3 Beta Imports	3			
444	16. Doral	2			
	17. Italy 18	3			
445	18. CoroCan Ltd. Tor.	6			
	19. Empress	19			
446	20. VIC	9			
451	21. Andromeda Co. Mtl.	3			
454	22. Keyes Jlry Mfg. Mtl.	2			
455	23. JJC	4			
456	24. Sarde	6			
464	25. <del>AB</del>	2			
468	26. c	6			
	27. JSR JSR Ltd. Mtl.	1			
	28. AME	12			
	29. PRY	10			
469	30. M3	20			
	31. PR	20			
470	32. Empress	30			
476.	33. Sc	5			
477	34. KJ	4			
	35. KJ	15			
478	36. Ver Verite Jewels N.Y.			2	



Form Number Assigned	Manufacturer	Jewellery Store		Department Store	
		Infraction #	Lot Size #	Infraction #	Lot Size #

480	37. SSX	2			
	38. 687 mi	1			
484	39. <i>300</i>	5			
502	40. JSG	4			
	41. (Q)	1			
510	42. <i>300</i>			5	

# Inspected

12	10kt	28		4	
17	10 kt nil TM	101		22	
1	K10	3			
3	K 10 nil TM	21			
7	14 k	51			
2	14 k nil	11			
8	14 k nil TM	31		2	
1	K 14 nil TM	1			
1	18 kt nil	1			
1	750 nil TM	1			
		<u>510</u>		<u>36</u>	

HOLLOWARE

515	1. King's	5			
517	2. King's	15			
518	3. King's	7			
	4. Lelong	9			
519	5. MAYELL	15			
520	6. MMF - Ikora	15			
521	7. King's			16	
	8. HRM			6	

Form Number  
Assigned

Manufacturer

Jewellery Store  
Infraction Lot Size  
# #

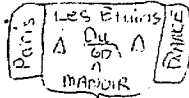
Department Store  
Infraction Lot Size  
# #

522

9. King's (EP)  
10. Hictorian


8

523

11. 

6  
12

525

12.  Gallia -France EP Brass Prod Christofle  
13. HORS

8

5











100

27

Precious Metals Marking Labelling Survey - Ontario

Infraction By Commodity, Manufacturer and Store Type

Form Number Assigned	Manufacturer	Jewellery Store		Department Store	
		Infraction #	Lot Size #	Infraction #	Lot Size #
RINGS					
1	1. Guild (TM)	5	14		
	2. Annil	3	3		
3	3. NA SS			3	25
7	4. Supplier unknown -none			6	54
	5. Supplier unknown -none			4	36
	6. Supplier unknown -none			4	21
	7. None			6	36
9	8. Baum Gold			10	200
10	9. (E) or (B)			3	63
13	10. <del>ATA</del>	2	35		
14	11. Argentor - Montreal	10	30		
16	12. Union Jewellery - Toronto (TM)	2	15		
34	13. OJ	2	17		
	14. [ ]	1	17		
	15. ☆ L.G.	3	17		
	16. OJ	3	17		
41	17. [ ]	1	21		
42	18. OJ	3	23		
	19. DG	2	23		
	20. DG	2	23		
	21. OJ	2	23		
	22. DG	3	23		
	23. OJ	1	23		
44	24. [ ]	3	40		
48	25. C <sub>s</sub>	1	6		
51	26. OJ	2	35		
	27. OJ	2	35		
	28. OJ	2	25		

Form Number Assigned	Manufacturer	Jewellery Store		Department Store	
		Infraction #	Lot Size #	Infraction #	Lot Size #
52	29. Reg. Wilkins Bus. Ent.	5	20		
	30. Reg. Wilkins Bus. Ent.	4	20		
53	31. Lamond & Fils - Montreal	1	20		
54	32. OJ	3	10		
	33. OJ	1	10		
	34. OJ	2	20		
	35. OJ	2	20		
55	36. Li	3	15		
	37. OJ	2	15		
59	38. KOD	1	100		
60	39. EHR	1	50		
	40. Artisian, Jukes, Perrier Inc.	7	40		
	41. Isreal	1	40		
63.	42. 	1	40		
	43. King	1	40		
69	44. 			1	80
	45. echt Smaragd			1	50
	46. URB			1	40
71	47. 	1	80		
74	48. 	1	200		
75	49. ROK SS99 	1	11		
77	50. SD	2	80		
	51. Mavel	1	80		
78	52. MIS	1	400		
	53. 	1	400		
	54.  	1	350		
80	55. 			1	40
	56. MODEL			1	40
	57. 			1	40
	58. VIRW			1	15
unnumbered	59. Starcharms	4	12		
"	60. Louray Gems- Mtl.	3	20		
		<u>106</u>	<u>2558</u>	<u>43</u>	<u>740</u>

2

Form Number Assigned	Manufacturer	Jewellery Store		Department Store	
		Infraction #	Lot Size #	Infraction #	Lot Size #
NECKCHAINS					
89	1. VNS	3	50		
98	2. CC	1	35		
99	3. ALV	10	20		
	4. Reg. Wilkings Bus. Ent.	5	10		
107	5. "Givi" Charles Jewelry - Toronto			3	6
	6. marked 417 No TM			2	6
112	7. SO or OS Supplier could not be established.	6	34		
114	8. RMS			1	20
	9. FLM			2	2
118	10. $\phi$	2	80		
	11. AR	1	80		
125	12. VI	2	30		
132	13. 843 mi	2	30		
	14. $\square$	2	15		
133	15. 30 AR	2	21		
	16. 326 VI	2	12		
134	17. 61 VI	1	12		
	18. 62 AR	1	12		
	19. DWS	1	15		
	20. 38 AR	1	9		
136	22. SB	2	5		
137	23. VI	3	20		
138	24. VI	2	20		
	25. VI	2	15		
140	26. Toronto Jewl. Supply	1	18		
	27. R/S	1	18		
141	28. VI	1	5		
	29. 23AR	2	10		
145	30. KJB	1	40		
148	31. 735 VI	1	25		
	32. SD	1	25		
153	33. 14K, 388-6500 M402J0156-K6 No TM	1	30		
154	34. GCC			1	22
156	35. Speidel	20	20		

Form Number Assigned	Manufacturer	Jewellery Store		Department Store	
		Infraction #	Lot Size #	Infraction #	Lot Size #
158	36. CZ	3	15		
	37. OUS	1	15		
	38. 31AR	1	15		
	39. IVI6	1	15		
	40. ←BG→	1	20		
159	41. ☆ 216 AR	1	40		
	42. ♡	1	40		
160	43. 62AR	1	20		
	44. DE	1	15		
161	45. AK	1	120		
		<u>92</u>	<u>1031</u>	<u>9</u>	<u>56</u>

4  
LOCKETS & PENDANTS




163	1. Union Jewellery, Toronto No TM	3	15		
168	2. MOR	1	3		
170	3. ⚡			3	40
	4. ⚡ (Tradition)			1	40
188	5. HAKO - KMH Mfg. Regd, Montreal	2	5		
201	6. 68VI	2	15		
202	7. VI	1	10		
203	8. GTLO	4	8		
	9. GTLO	1	14		
204	10. 79 AR	3	10		
	11. 18 VI	4	15		
208	12. 62 AR	2	9		
210	13. SB	4	20		
218	14. TNI	1	20		
220	15. O2MI	1	40		
	16. TMP	1	30		
221	17. Ⓢ	1	10		
222	18. Ⓢ 154A	3	3		
224	19. Ⓢ	1	75		
225	20. ☆ 261AR	1	15		

Form Number Assigned	Manufacturer	Jewellery Store		Department Store	
		Infraction #	Lot Size #	Infraction #	Lot Size #
226	21. LUK			1	70
	22. RDN			1	20
	23. JEA			1	20
227	24. K	1	40		
231	25. DE	1	10		
	26. VI42	1	10		
233	27. V2	2	20		
236	28. B91	3	150		
		<u>44</u>	<u>547</u>	<u>7</u>	<u>190</u>




#### BRACELETS

5

237	1. Whiting & Davis Creation	4	4		
243	2. Silvercraft			4	15
246	3. Fleur-de-Lys (Ross Brs, Montreal)	3	5		
	4. Anson Forstner Toronto	5	25		
248	5. Anson Forstner Toronto	2	80		
	6. Anson Forstner Toronto	4	8		
252	7. Union Jewellers Toronto	2	25		
	8. George D. Remeney, Toronto	1	25		
253	9. Bond Boyd, Toronto	1	18		
255	10. Brumer Bros. Co. MTL	7	30		
260	11. 925 (Italy) Supplied by Frankor Jewellery-Oakville	9	18		
264	12. OS Supplied by MHS Diversified Sales Toronto	4	28		
267	13. Supplier: Berny Wholesale, MTL No TM	1	3		
269	14. 68VI	1	10		
280	15. WBF	2	7		
285	16. 61AR	3	10		
288	17. WBF	2	16		
289	18. VI	2	9		
	19. VI	2	8		
291	20. VR	2	5		
	21. Reg Diner	1	8		
292	22. VI	3	20		
298	23. 16AR	1	60		

Form Number Assigned	Manufacturer	Jewellery Store		Department Store	
		Infraction #	Lot Size #	Infraction #	Lot Size #
299	24. KOD	10	75		
300	25. 21AR	1	20		
301	26. GOG	1	10		
303	27. EXG.	1	40		
304	28. French Jewlry Co. of Canada	1	95		
307	29. 	1	10		
309	30.  16A	4	7		
	31. RON	2	7		
	32. DE	8	10		
314	33. WPS			3	40
315	34. 203 AR	1	20		
	35. *109AR	1	20		
	36. BD	1	10		
	37. 14k No TM	1	20		
	38. 	1	20		
	39. 640 VI	1	20		
		<u>97</u>	<u>806</u>	<u>7</u>	<u>55</u>

CHARMS

317	1. 	2	180		
324	2. Studio Finance	1	36		
326	3. SJC Symbolic Toronto	4	100		
329	4. Union Jewellery Toronto No TM	4	18		
342	5. Max 71-Supplied by Max Gold Jewellery, Mtl.	3	7		
345	6. Stirling-Supplied by Geo. H. Lees- Hamilton	3	3		
353	7. 	1	42		
	8. ALV	2	42		
358	9. 68VI	3	15		
366	11. VI42	2	13		
367	12. *PA	2	22		
368	13. SB	7	20		
	14. 	3	10		
371	15. SJA	1	35		
	16. SJA	2	35		
	17. SJA	1	30		



Form Number Assigned	Manufacturer	Jewellery Store		Department Store	
		Infraction #	Lot Size #	Infraction #	Lot Size #
373	18. 312VI	1	200		
375	19. AM (TM)	1	48		
377	20. VZ			2	4
382	21. ST Carmen Jewlrs- Montreal			10	10
383	22. Maldene	1	200		
384	23. *38AR	1	100		
387	24. TOL & ZAKE	1	30		
390	25. SICAL	1	25		
	26. 312VI	1	25		
392	27. AUN	1	150		
		<u>49</u>	<u>1386</u>	<u>12</u>	<u>14</u>

7  
EARRINGS

408	1. Supplier Unknown - none			8	89
411	2. P+	1	12		
412	3. MOD	3	60		
	4. MOD	2	80		
	5. None- T & T 21 Dundas Sq, Ste. 1600 Tor.	3	3		
424	6. 925- Might have been supplied by Ascot Jewly., Toronto "old stock" Came from other store.	2	2		
425	7. 32VI	1	100		
	8. B2	1	100		
	9. 767 VI	1	100		
445	10. *PA	2	20		
454	11. No Trademark	1	1		
471	12. Dorlane (?)	1	120		
472	13. HTG			2	5
473	14. ^E	1	20		
	15. Dorlan	1	20		
	16. Ivco	1	20		
		<u>21</u>	<u>658</u>	<u>10</u>	<u>94</u>

Form Number  
Assigned

Manufacturer

Jewellery Store  
Infraction Lot Size  
# #

Department Store  
Infraction Lot Size  
# #

SPECTACLE FRAMES









476	1. Imperial Optical Ltd. Toronto			1	5
	2. Imperial Optical Ltd. Toronto			<u>1</u>	<u>5</u>
				2	10

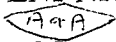







HOLLOWARE

477	1. Chaldean	3	12		
480	2. R.G. Howe Montreal	2	20		
483	3. WAR			2	70
485	4. BNS	3	40		
508	5. KIM	1	30		
509	6. SELCO	1	30		
510	7. PM			1	10
	8. <u>ES</u>			1	10
	9. GBS Ltd			1	10
	10. Juna Sweden			<u>1</u>	<u>5</u>
		<u>10</u>	<u>132</u>	6	105

Precious Metals Marking Labelling Survey - Prairies

Infraction By Commodity, Manufacturer and  
Store Type

Form Number Assigned	Manufacturer	Jewellery Store		Department Store	
		Infraction #	Lot Size #	Infraction #	Lot Size #
RINGS					
2	1. 14k Awl (Calgary Store) Pre Met (Tor) Not in records	2	5		
	2. 18Kt. Treasure Creations, Vancouver or K & W Optical, Kitchener, Ontario. Not in records	10	20		
3	3. "Rough Cast Sterling Silver" Bakke Rock Shop, Saskatoon. TM	20	200		
5	4. 14k <EY>	4	85		
6	5. 14k ALA	1	75		
	6. 10k   Crown in C. Not in records	2	164		
	7. 10k AVA Not in records	1	145		
7	8. 10k	1	900		
	9. 10k	1	900		
	10. 10k  Not in records	1	900		
	11. Maimo Abramy Ltd. Montreal (?) TM	2	900		
9	12. \$ 894. Not in recorded	1	584		
	13. 14k M 868950 Not in recorded	1	584		
	14. 10k M Not in recorded	3	420		
	15. 10k White Gol Blue Morque Store TM	1	420		
	16. 10k - FT- Ship	1	312		
10	17. Birk's No Quality Montreal	1	246		
	18. AJJ A. Jones Jrly Mfg. Toronto	7	66		
	19. 14k Sized TM	1	269		
11	20. P & M Not in records	2	397		
	21. 	1	397		
	22.  MOHL Not recorded	2	171		
	23.  Central Jrly	1	174		
16	24. Supplier M.A. Enterprises Ltd. Operating as Ali's Importing Co. 102-99 Osborne, Winnipeg Prod. Mexico	22	50		
20	25.   Columbia, Toronto Not in records	3	25		

Form Number Assigned	Manufacturer	Jewellery Store		Department Store	
		Infraction #	Lot Size #	Infraction #	Lot Size #
23	26. MU (Unknown Supplier) Not in TM book	2	2		
24	27. Pre-Met	2	5		
26	28. R7P (Beautemps, Mtl.) TM	2	130		
	29. Joseph Ryan, Winnipeg TM	1	26		
27	30. LNI Nickel, Ludwig, Winnipeg	1	5		
30	31.  A & A Jhrs, Toronto	1	300		
31	32. COLE Jwly Ltd Winnipeg (not in book)	1	30		
	33. COLE	1	15		
	34. COLE	2	22		
33	35. CP (Not in book) (Peoples HQ Toronto)	1	150		
	36. CP Pre-Met Mfg. Toronto	1	150		
	37. RJ (Not in book)	1	150		
34	38.  (Allure, Toronto or Mtl)	3	90		
35	39. P & H Jwly, Toronto (TM)	1	15		
37	40. Supplied by Libman (TM)	1	75		
39	41. AZ AIZAB Agencies Ltd. Cole St. Luc, Que.	1	200		
	42. Peerless Kestenmen Bros Mfg. Co, Providence, Rhode Island	2	100		
	43. VA Vorley & Atkins, Toronto	1	45		
	44. Keyes Jwly Ltd. Mtl.	1	45		
40	45. MPZ J. Teichman, Israel. (Opal Importing Co., Edmonton)	1	150		
	46.  Corona Jrly Toronto	2	200		
	47. JOY Harry Lister, Toronto	2	200		
	48. CMC Codman Mfg. Courtland, Ontario	5	50		
42	49. Shiptonia Shipton & Co. Kentville, N.S.	2	30		
45	50. Supplier Dutch Jewellers Edmonton TM	2	20		
47	51. CP Purported to be certified Peoples	1	30		
	52. CP	1	75		
	53. COL Colonial Jlry Co. Toronto	1	75		
	54.  Not in records	1	75		
50	55.  Not listed Supplier unknown (Gift store)	3	3		
52	56. HGE ESPO 18kt Esposito Jlry Inc.	2	2		
56	57. 10k  Not in records			1	118
	58. 10k  Not in records			1	118
58	59. 14k  Baumgold Toronto			1	53

Form Number Assigned	Manufacturer	Jewellery Store		Department Store	
		Infraction #	Lot Size #	Infraction #	Lot Size #
65	60. TER MEXico Sterling (Gilt Rings)			55	55
69.	61.  G  Grimson & Son Ltd. Vancouver			1	35
73	62. Lareine ? & Eaton Co. Toronto Not in records			6	150
74	63.  A & A Jlrs Toronto			1	160
	64.  G not in records			1	40
	65. D-D Distinctive Gems Not in records TM			1	150
	66. Dynasty Gem, Mtl.			1	150
	67. JDR Silverman, M.J., Winnipeg			1	60
	68. Silverman, M.J., Winnipeg No markings			1	60
	69. 14k illegible trademark TM			1	90
	70. Dynasty Gems Mtl. TM			1	90
75	71. European Novelty, Mtl. TM			5	50
	72. Arbor Enterprises, Toronto			3	3
	73. FSPO Artistic Enterprises, Toronto (not in book)			4	20
77	74. TM illegible TM			7	90
	75. TM illegible or missing supplier: Tina Jlry Mtl			10	21
78	76. 10k supplier: Racade Jlry, Mtl. no in records			6	6
		142	10, 874	108	1, 519

### NECKCHAINS

94	1.  Jolyn Toronto			1	100
95	2.  T. Eaton Co. ? Eaton's Toronto TM			2	30
96	3. LUCID 925 (not in book) Italy (Imp)			2	20
	4. 925 (Italian Imports) TM			2	20
104	5. RCV Renalto Celin, Italy	2	27		
	6. No TM	2	27		
	7. 323VI 10k Not in records	2	110		
	8.  209 AR Armax Agencies Mtl.	8	33		
	9. No TM	3	33		
	10.  185 AR 925 Not in records	2	33		
105	11.  Not in records	1	100		
	12.  Bestro	4	100		
106	13. No TM	1	168		
	14. Can't read mark 10k	1	168		

Form Number Assigned	Manufacturer	Jewellery Store		Department Store	
		Infraction #	Lot Size #	Infraction #	Lot Size #
	15. 925-534	1	168		
	16. 925-785	1	168		
	17. 925- Italy's	2	168		
108	18. 10k 102V Not in records	1	7		
	19. 417 13IV Not in records, Theresa Izzi Mtl.	1	100		
	20. 417 10k	1	100		
	21. 417 <span style="border: 1px solid black; padding: 0 2px;">GB</span> Not in records	1	100		
116	22. GF Biner L. Binders Co. Toronto No in records	5	10		
123	23. 925 Italy, Supplier Avion Enterprises, Willowdale, Ontario TM	26	26		
131	24. <span style="border: 1px solid black; padding: 0 2px;">▶</span> Castilla Jhrs? Not in records	2	40		
132	25. <span style="border: 1px solid black; padding: 0 2px;">▶</span> not in records	1	15		
	26. <span style="border: 1px solid black; padding: 0 2px;">16 AR</span> not in records	2	15		
	27. 84AR not in records	1	15		
	28. <del>4-666</del>	1	15		
133	29. Globe Chain -GCC	3	40		
137	30. *881 VI (not reg?)	1	100		
	31. *183 AR (not reg)	2	200		
139	32. People Credit Jhrs., Toronto	11	40		
143	33. Spridel 10k G.F. (Toronto)	1	1		
	34. ASTOR? Not in records	4	30		
	35. Spridel 12k G.F. 10k G.F. No Fractions	3	75		
145	36. *881VI Gembrite Mfg. Jlry, Edmonton	6	45		
	37. 471V Gold Chain Mfg. Not in records	3	45		
	38. *581 VI Not in records	1	55		
147	39. <span style="border: 1px solid black; padding: 0 2px;">NY</span> National Chain, Mtl.	5	36		
148	40. Supplied by Dales of Edmonton TM	3	3		
149	41. Castilion <span style="border: 1px solid black; padding: 0 2px;">▶</span> Not in records	3	208		
	42. * 881 VI No record	3	208		
	43. <span style="border: 1px solid black; padding: 0 2px;">mjm</span> no record	1	208		
	44. Supplier unknown	1	1		
	45. <span style="border: 1px solid black; padding: 0 2px;">673</span> Beta Import Regd. Mtl.	1	20		
	46. Probably JOKO TM illegible	2	70		
	47. Castilla Jlry, Toronto	4	30		

Form Number Assigned	Manufacturer	Jewellery Store		Department Store	
		Infraction #	Lot Size #	Infraction #	Lot Size #
160	48. Sterling Chain TM	(Gift) 1	35		
	49. Alexis Crown Jewels	(Gift) 1	35		
	50. Sterling Chain TM	(Gift) 2	20		
	51. G.F. Chain TM	(Gift) 5	5		
162	52. An IDA Gold Chain Mfg. Edmon. (No listing) Supplier SIR Investments Edmonton	(Gift) 2	25		
		141	3181	7	170

#### LOCKETS & PENDANTS

174	1. Contessa Bald, Myer Ltd. Toronto Supplier - Sears H.O.			3	50
176	2. Unreadable			1	25
181	3. CORO (Canada) Ltd. Toronto			4	25
186	4. Dynasty Gem Mfg. Ltd Mtl.	3	30		
187	5. (Probably from Jolyn) TM	1	10		
189	6. 14k Dales of Edmonton TM	1	1		
	7. 14k Dales of Edmonton	1	1		
190	8. <del>MM</del> ?	2	30		
191	9. Dales of Edmonton Supplied	12	12		
193	10. CORD (Canada) Ltd. Toronto			1	50
199	11. Tina ? Mtl.			3	50
	12. GCI ? Can't locate			2	50
	13. Eskimo Artisans, Brobisher Bay, N.W.T.			2	20
200	14. Haly 925 Imported from Italy			10	60
205	15. Cartilla Jewellery Toronto	3	25		
	16. KM Can't locate	2	20		
207	17. 18k Abel Not in records	1	27		
210	18. ST SCC <sup>+</sup> (TINA) not in records	1	14		
	19. 14k Jolyn Jlry Products Ltd. Toronto TM	2	68		
213	20. 12k G.F. Supplier unknown	1	25		
	21. VNS G.F. Case States 14k	1	10		
	22. <del>NS</del> ?	2	15		
214	23. 37 AR (not in books) (Maximo Abramy Mtl)	1	6		

Form Number Assigned	Manufacturer	Jewellery Store		Department Store	
		Infraction #	Lot Size #	Infraction #	Lot Size #
218	24. VEJ Possibly Finklestein, Que.	4	15		
219	25. KM HMENTO Not in records	1	15		
	26. P & W Not in records	1	15		
	27. 10k ∇ Spectra Can't locate	6	40		
	28. 10k Spectra Cant' locate	2	40		
224	29. ASTOR? Not in records	3	25		
233	30. Ⓢ Sterling (unknown)	3	3		
243	31. Retailer Imported (TM)	10	80		
		<hr/>	<hr/>		
		64	527	26	330

BRACELETS

244	1. Estenmade 10k G.F. Not in records	1	69		
	2. BG Ⓢ 585 Not in records	1	69		
245	3. 14k ∇ Not in records French Jlry	1	45		
247	( O of Canada Toronto)				
248	4. 10k TM	1	8		
	5. 14k MAZ Dolce Ditg.	1	5		
	6. 10k Mike Goldberg, Toronto	1	5		
	7. 10k Pat. No. 3308517	1	5		
250	8. E.M.C. Enco Mtl. TM	2	5		
253	9. Unknown	1	25		
260	10. 336VI Gold Chain Mfg. Edmonton	2	5		
262	11. 925 Italy Supplier: Aviron Sterling & Gold Jlry Toronto TM	6	6		
265	12. R.L. Possibly RJL Rembrandt Toronto				
270	Silver Museum, Vancouver	2	15		
273	13. <span style="border: 1px solid black; padding: 2px;">MM</span> <span style="border: 1px solid black; padding: 2px;">U7</span> <span style="border: 1px solid black; padding: 2px;">R</span> <span style="border: 1px solid black; padding: 2px;">925</span> Scandinavian ?? Mtl.	3	3		
	14. 361 VI Embix Watch Impg. Mtl.	1	20		
	15. Ⓢ Italian Not in book	1	20		
	16. 186VI or 166VI Ⓢ Not in book Anthony Jones Toronto	1	20		



Form Number Assigned	Manufacturer	Jewellery Store		Department Store	
		Infraction #	Lot Size #	Infraction #	Lot Size #
275	17. ☆ 50 AR Supplier Elite Mfg. Mtl. (not reg)	1	50		
281	18. ↘↘ Can't locate			3	15
	19. ↘↘ Can't locate			4	15
291	20. Nil TM			2	30
	21. 222 AR 925 (not in book)			1	30
	22. Mexico 925 Nil TM			1	30
292	23. Jolyn JL (425)			3	20
293	24. ☆ 881 VI Gold Chain Mfg. Edmonton			1	20
296	25. Airflex French Jlry Co Toronto	2	10		
	26. Stamped Sterling TM	1	1		
298	27. ☆ 881 VI Not in records	1	8		
	28. LVI Not in records	1	8		
	29. Supplier Dales of Edmonton TM	1	1		
	30. Supplier Dales of Edmonton TM	1	1		
299	31. Old stock - supplier unknown TM	3	35		
300	32. Dales of Edmonton	5	5		
303	33. Jacoby Bros. 568 Seymour Vancouver St.			3	3
	34. Corp G.F. Not in records			7	77
		<u>42</u>	<u>444</u>	<u>25</u>	<u>240</u>

### CHARMS

323	1. 10k ② Carman Jlry. Mfg. Inc. Mtl. TM			2	336
334	2. RJL Rembrandt Jlry Scarborough			1	360
	3. Gb Gosland Bros. Toronto			19	360
337	4. Sterling silver			5	17
343	5. M1 is supplier			1	50
348	6. ALV Unknown			2	130
360	7. ↘↘ Can't locate			7	100
	8. ↘↘ Can't locate			3	200
363	9. GIG 14k Not in records	3	180		
	10. 10k M, Not in records	1	180		
364	11. STER M	20	486		
	12. 925 102 AR	15	486		
	13. 14k ^ 14k M 14k [ ] (?)	75	1440		
368	14. E.M.C. Enco Mfg. Co. Mtl. TM	1	120		

Form Number Assigned	Manufacturer	Jewellery Store		Department Store	
		Infraction #	Lot Size #	Infraction #	Lot Size #
369	15. <input type="checkbox"/> Ster. Not in records	5	10		
400	16. Sterling TM	1	80		
	17. Gold Arts Jlry Mtl. & Unknown TM	5	15		
401	18. Max 71 Not in records	1	50		
	19. BGJC Not in records	1	160		
405	20. Max 7 ? Not in records	1	30		
		<u>129</u>	<u>3237</u>	<u>40</u>	<u>1553</u>

#### EARRINGS


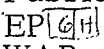
407	1. NERA 12k G.F. Tag States 1/2 o 12k G.F. TM			8	30
412	2. Contessa (Supplier Sears H.O)			7	150
413	3. Carmem Jlry Mtl. 14k G.F. TM			4	25
429	4. VNS French Jlry Co. of Canada			1	150
	5. Butterfly Nuts 14k Joseph Ryan TM			1	16
	6. Butterfly Post & Earring TM			4	4
	7. No registered TM Sterling TM	25	25		
	8. 14k G.F. Posts Dales of Edmonton	2	5		
	9. " Wire "	2	5		
	10. " Earwires "	1	5		
	11. Windsor Jlrs. ?	3	25		
	12. Astor? Not in records	10	35		
	13. Supplier unknown 14k	3	5		
	14. Supplier unknown 14k	2	5		
	15. Astor? Not in records	2	10		
447	16. Dorlan ?	2	200		
	17. DIV Divers Imports, Mtl. 14k	1	200		
449	18. Beau Geste Bascombe & Gillespie	6	20		
450	19. APRIL?	20	350		
	20. Dales of Edmonton TM	6	6		
	21. "	6	48		
	22. "	6	12		
	23. "	6	12		












Form Number Assigned	Manufacturer	Jewellery Store		Department Store	
		Infraction #	Lot Size #	Infraction #	Lot Size #
451	24. No TM ?	3	25		
	25. F 40?	1	30		
464	26. (S)	5	20		
	27. Dealer Imported TM	7	10		
468	28. 1/20 10k	12	58		
475	29. EKRO 14k	14	16		
490	30. Spectra	4	20		
492	31. JAG (levi agencies Wpg)	1	9		
	32. Tulip Creations Mtl.	1	9		
	33. Zimmy Diamonds, Wpg.	1	9		
		<u>152</u>	<u>1174</u>	<u>25</u>	<u>375</u>

#### SPECTACLE FRAMES

496	1. Aztec By Joy. Morris Alon, Toronto			1	10
	2. Azcop RP (Can't locate)			1	10
497	3. VO - RP (Viscount-Calgary) QM			1	75
	4. IRB RP Professional Optical, Tor. QM			1	75
	5. Super-Star?			3	75
498	6. Lux Louis Jacquemin & Cie, France			1	50
	7. IMP Imperial Optical, Toronto			1	50
	8. Silhouette A. Schmied, Austria			1	50
	9. AJK Not in book			1	50
499	10. (S) (Perfect Optical Corp)			2	35
				<u>13</u>	<u>480</u>

#### HOLLOWARE

501	1.  24k Gold Plated Bayerische Metalwaren Fabric, Nurnberg, Germany	3	3		
502	2. EP  Denmark			1	67
	3. WAR S.P. Lead 402			2	67

Form Number Assigned	Manufacturer	Jewellery Store		Department Store	
		Infraction #	Lot Size #	Infraction #	Lot Size #
503	4. Spain EP Brass			1	150
504	5. EP Brass EME INT			2	14
	6. EP Brass 			2	14
505	7.  EP Brass, Germany			3	20
	8. W.A.R. SP Brass BM Mts. TM Owner? Ward?			5	5
506	9. EP Brass  Made in Denmark			4	35
508	10.  No TM Listed			3	3
	11.  Woodward's, Vancouver			1	15
509	12. W.A.R. Burke & Wallace, Toronto			2	10
	13. E.P. Brass Made in Spain TM			35	35
510	14.  Heritage Silversmiths, Perth, Ont			2	60
	15. Niekirk EPNS Holland Schoonhaven			1	40
	16. W.A.R. B.H. Mts. Burke & Wallace, Tor			2	35
	17. E.P.N.S.  Made in Holland			2	5
511	18. Wurttembergische-Germany 9 Kora			3	100
	 No base metal or TM				
	19.  Made in Sheffield England TM			12	30
	20. EP Brass Sheffield England TM			1	75
	21. EP on Brass Denmark TM			1	75
	22. W.A.R. EP Brass Not in book			4	15
	23. Silver plated Made in England, no base metal			1	10
512	24. W.A.R. Can't locate			4	50
	25. Ianthe Ian Heah, Birmingham, England			1	50
513	26. H & S Sheffield, England Can't locate			2	50
	27. Silver plated Ianthe of England No base metal			1	35
515	28.  Not in records EP Copper Germany	6	30		
	29. WE EP Brass Not in records	2	30		
	30. HE Denmark Silver plate on brass	2	30		
516	31. Universal EP Brass not in records	4	187		
517	32. EP Copper EP Brass EP Bismirth Not in records	11	11		
518	33. EP Copper lead Mounts Not in records	2	25		
	34. Earlstaff Zink EP Copper Not in records 	2	25		
520	35. EP Zinc Alloy Silver Plated Made in England	2	35		
	36. Silver plated, Portugal Base Metal?	5	35		
522	37. Galleon EP Brass Hong Kong Not in records	4	50		

Form Number Assigned	Manufacturer	Jewellery Store		Department Store	
		Infraction #	Lot Size #	Infraction #	Lot Size #
526	38. Silver plated, Portugal Peoples Jhrs. Toronto	3	3		
	39. Made in England, Supplier unknown (People's)	1	1		
	40. (C)(W)MS Silverplated EP on brass West Germany, Not in records	2	2		
529	41. W.A.R. Burke & Wallace Not in records	2	60		
	42. V.P. EP Copper BM Mounts Lipman	2	10		
		<u>53</u>	<u>534</u>	<u>98</u>	<u>1065</u>

Precious Metals Marking Labelling Survey - Pacific

Infraction By Commodity, Manufacturer and  
Store Type

Form Number Assigned	Manufacturer	Jewellery Store		Department Store	
		Infraction #	Lot Size #	Infraction #	Lot Size #
RINGS					
1	1. Gerry Strength Summerland	10	60		
2	2. Crawford Casting Toronto (not in records)	<u>5</u>	<u>35</u>		
		15	95		
NECKCHAINS					
18	1. Tennia Jewellery - Montreal (not in records)	3	7		
19	2. Tony Creations - Toronto (not in records)	<u>      </u>	<u>      </u>	<u>5</u>	<u>40</u>
		3	7	5	40
LOCKETS & PENDANTS					
30	1. Gerry Strength Summerland, B.C. (not in records)	5	10		
31	2. Tony Creations, Toronto (not in records)			5	21
32	3. Borrows Anglo-American Leather, N. Vancouver (not in records)	<u>      </u>	<u>      </u>	<u>5</u>	<u>9</u>
		5	10	10	30
BRACELETS					
42	1. Native Indians, B.C.	10	40		
	2. Gerry Strength, Summerland (not in records)	<u>10</u>	<u>15</u>		
		20	55		

Form Number  
Assigned

Manufacturer

Jewellery Store  
Infraction Lot Size  
# #

Department Store  
Infraction Lot Size  
# #

CHARMS

54	1. DVS Vancouver (not in records)	<u>5</u>	<u>5</u>		
		5	5		

EARRINGS

63	1. Gerry Strength (not in records)	(Gift Store)5	120		
69	2. ROMA (Not reg. as Jrly Mark but reg. TO (Holloware) Oneida Ltd.	<u>7</u>	<u>7</u>		
		12	127		

2 SPECTACLE FRAMES

HOLLOWARE

-	-	-	-
-	-	-	-

QUEEN HD 9535 .A4 C32 1979  
Pickett, Eric E.  
Analysis of 1978 precious me

**DATE DUE**  
DATE DE RETOUR

DATE DUE	DATE DE RETOUR

CARR MCLEAN

38-296

INDUSTRY CANADA/INDUSTRIE CANADA



177748