

HG5152
.A25


1984/85

FOREIGN
INVESTMENT
REVIEW
ACT

Final Annual Report

1984-85

Canada



FOREIGN INVESTMENT

REVIEW ACT

Annual Report

1984-85

The Honourable Sinclair Stevens

Minister responsible for the

administration of the Act

La version française est disponible
à l'adresse suivante:

Investissement Canada,
C.P. 2800,
Succursale postale "D",
Ottawa, Canada
K1P 6A5

116
5152
A25


Ottawa, Canada
September 1985

Her Excellency,
The Right Honourable Jeanne Sauv , P.C., O.C., C.M.M., C.D.,
Governor General of Canada,
Ottawa, Ontario.

Excellency:

As Minister responsible for the administration of the Foreign Investment Review Act, I have the honour to present to your Excellency the Eleventh Annual Report under the Act for the fiscal year ended March 31, 1985.

Respectfully yours,



Sinclair Stevens
Minister of Regional Industrial Expansion


Ottawa, Canada
September 1985

The Honourable Sinclair Stevens, P.C., M.P.,
Minister of Regional Industrial Expansion,
Ottawa, Canada.

Sir:

I have the honour to submit to you, the Minister responsible for the administration of the Foreign Investment Review Act, the Eleventh Annual Report under the Act for the fiscal year ended March 31, 1985.

Respectfully submitted,



Paul Labbé
President
Investment Canada

CONTENTS

Operations under the Act

- Caseload
 - Acquisitions
 - New businesses
 - Significant benefit
- Opinions
- Surveillance
- Enforcement
- Legal proceedings
- Administration

Organization of the Agency

- Compliance Branch
- Assessment Bureau
- Policy, Research and Communications Branch
- Review process

Appendices

- A. Statistical tables
- B. List of resolved acquisition cases, 1984-85
- C. List of resolved new-business cases, 1984-85
- D. List of corporations that obtained opinions from the Minister, pursuant to subsection 4(1) of the Act
- E. Statistical tables, April 1, 1985 - June 30, 1985

LIST OF STATISTICAL TABLES

I All applications outcome or status

Reviewable acquisition cases

- II Acquirees classified by asset range and by whether Canadian controlled or foreign controlled
- III Acquirees classified by employment range and by whether Canadian controlled or foreign controlled
- IV Acquirees classified by principal industry sector
- V Acquirees classified by principal type of manufacturing
- VI Acquirees classified by province of principal location
- VII Applicants classified by country of apparent control
- VIII Acquirees classified by province of principal location and applicants by country of apparent control
- IX Acquirees classified by principal industry sector and applicants by country of apparent control

Outcome of resolved acquisition cases

- X Applicants classified by country of apparent control and acquirees by whether Canadian controlled or foreign controlled
- XI Acquirees classified by principal industry sector

Reviewable new-business cases

- XII New businesses classified by planned investment range
- XIII New businesses classified by planned employment range
- XIV New businesses classified by principal industry sector
- XV New businesses classified by principal type of manufacturing

- XVI New businesses classified by province of principal location
- XVII Applicants classified by country of apparent control
- XVIII New businesses classified by province of principal location and applicants by country of apparent control
- XIX New businesses classified by principal industry sector and applicants by country of apparent control

Outcome of resolved new-business cases

- XX Applicants classified by country of apparent control
- XXI New businesses classified by principal industry sector

Operations under the Act

The Foreign Investment Review Act required the Government of Canada to review two types of foreign investment to ensure significant benefit to Canada: most acquisitions of control by non-Canadians of existing businesses in Canada; and the establishment of new businesses in Canada by non-Canadians who either did not already have a business in Canada or did not have a business to which the new business was or would be related.

CASELOAD (Table I)

The number of applications received by the Agency decreased to 940 in 1984-85 from 1010 the preceding year. Of that number, 929 were certified as subject to review under the Act. Most of the 929 cases (80 percent) involved the acquisition of assets or the establishment of businesses with planned investments of less than \$5 million.

The following sections provide a profile of acquisition and new business cases and a discussion of the benefits to Canada expected from investments that were allowed. Readers can find detailed statistical tables on the cases in Appendix A. (Note: Comparable statistics covering the period April 1, 1985 to June 30, 1985 when the Foreign Investment Review Act was repealed and replaced by the Investment Canada Act are provided in Appendix E.)

Acquisitions (Tables II to IX)

The number of reviewable acquisition cases increased in 1984-85 to 474 from 461 in 1983-84. Of the 474 cases, 54 percent involved the acquisition of business enterprises in Canada which were already foreign-controlled and, 68 percent of the proposals involved the acquisition of businesses with assets of less than \$5 million. The total value of assets of businesses being acquired increased to \$11.9 billion in 1984-85 from \$4.5 billion in 1983-84.

The distribution of cases by industrial sector was similar to that of previous years with over half the cases (54 percent) in the service sector, 40 percent in manufacturing and 6 percent in resources. The provincial distribution of cases was as follows: 61 percent in Ontario; 16 percent in Quebec; 9 percent in British Columbia; and 9 percent in Alberta. The provincial distribution of cases from the United States, Western Europe, and other countries was roughly the same as the provincial distribution of all cases. Most acquisition proposals (71 percent) came from the United States and 23 percent from Western Europe, in particular the United Kingdom (11 percent). The distribution of cases by industrial sector did not vary with the country of origin, the service sector leading, followed by manufacturing and resources.

In 1984-85, 494 acquisition cases were resolved (allowed, disallowed or withdrawn). Of these, 464 were allowed by the Governor in Council, 4 were disallowed, and 26 were withdrawn by the applicants prior to a decision by the Governor in Council.

New businesses (Tables XII to XXI)

The number of reviewable new business proposals decreased from 512 in 1983-84 to 455 in 1984-85. The total value of planned investment in the reviewable new business proposals amounted to \$820 million, down from \$2.7 billion in 1983-84. Of the 455 reviewable proposals, 93 percent involved planned investments of less than \$5 million. Seven cases alone accounted for 42 percent of the total value of planned investment.

Seventy-two percent of the cases concerned the establishment of new businesses in the service sector, 25 percent in manufacturing, and 3 percent in resources. The manufacturing sector (46 percent) led in terms of the value of planned investment, followed closely by services (42 percent). Ontario's share of the number of proposals was 63 percent, Quebec's 14 percent, British Columbia's 8 percent, Alberta's 7 percent and Manitoba's 3 percent. The provincial distribution of the number of cases varied slightly with the country of origin. U.S. applicants favoured the western provinces (23%) and Ontario (68%), whereas western European applicants favoured the Quebec (28%) after Ontario (53%).

The distribution of cases by country of origin was 59 percent from the United States, 30 percent from Western Europe, including the United Kingdom, and 11 percent from other countries.

The number of resolved new business cases increased from 493 in 1983-84 to 507 in 1984-85. Of the 507 resolved cases, 474 were allowed and 6 disallowed by the Governor in Council and 27 were withdrawn by applicants prior to a decision by the Governor in Council.

Significant benefit

All investments which, in the judgement of the Government, offered significant benefit to Canada according to the factors set out in subsection 2(2) of the Act, were allowed. Briefly, the factors concern the impact of a proposal on the economy in terms of employment, use of parts and services produced in Canada, and on exports, the impact on Canadian participation, on industrial efficiency and technological development, and on competition, and the compatibility of a proposal with enunciated national and provincial economic and industrial policies. The weight given to each of the factors relevant to a particular case necessarily varied according to the nature of the proposal, the sector in which the investment was to occur, the region in which it was to be made, the kinds of undertaking, if any, offered by the applicant, and other factors and circumstances unique to each case.

Planned new investment and employment were about the only readily quantifiable benefits associated with foreign investment proposals under the Act. Though great care must be taken in using or interpreting these figures -- one large case during a year can distort the figures just as the absence of such a case

can from one year to the next -- they do provide some measure of the benefits likely to result from investments allowed under the Act.

Comparison of planned new investment and planned employment
identified in plans/undertakings of allowed cases

Fiscal years 1983-84 and 1984-85

	<u>Planned new investment</u> <u>(\$million)</u>			<u>Planned employment</u> <u>(number of jobs)</u>						<u>% Change</u> <u>(Jobs</u> <u>Total)</u>
	<u>83-84</u>	<u>84-85</u>	<u>%Change</u>	<u>83-84</u>			<u>84-85</u>			
				<u>Jobs</u> <u>Saved</u>	<u>Jobs</u> <u>Planned</u>	<u>Jobs</u> <u>Total</u>	<u>Jobs</u> <u>Saved</u>	<u>Jobs</u> <u>Planned</u>	<u>Jobs</u> <u>Total</u>	
ACQUISITIONS	1,737.6	3,645.6	+109.8	1,927	10,234	12,161	4,924	15,567	20,491	+68.5
NEW BUSINESS	<u>2,395.9</u>	<u>1,020.4</u>	- 57.4	--	<u>11,928</u>	<u>11,928</u>	--	<u>14,090</u>	<u>14,090</u>	<u>+18.1</u>
TOTAL	4,133.5	4,666.0	+ 12.9	1,927	22,162	24,089	4,924	29,657	34,581	+43.6

OPINIONS

Two types of opinion were provided to foreign investors on request: first, subsection 4(1) of the Act authorized the Minister to give opinions as to whether or not an investor was a "non-eligible person" (i.e. non-Canadian), and as to whether or not the activities of a new or acquired business were, or would be, related to the activities of a non-eligible person's existing business in Canada; second, to assist investors and their legal counsel the Agency gave its own opinions, under certain circumstances, on whether or not a proposed or actual investment was reviewable under the Act. Ministerial opinions were formally binding on the Minister for a period of two years, provided that all material facts were disclosed at the time the application was made and that these facts remained substantially unchanged. Agency opinions were not binding on the Minister.

In 1984-85, twenty ministerial opinions were given and the Agency provided 140 formal opinions to foreign investors and legal counsel on how the Act applied or did not apply to their projected investments.

SURVEILLANCE

The Foreign Investment Review Act empowered the Minister to require that a notice in the prescribed form be filed when a non-eligible person proposed to make or had made an investment which was subject to review and had failed to file notice.

In 1984-85, numerous reports from the news media and unsolicited information from individuals and companies resulted in 168 detailed investigations concerning proposed or actual acquisitions of Canadian business enterprises or the establishment of new businesses in Canada, where no notice had been filed. These investigations led directly to the filing of 71 acquisition and new-business notices.

ENFORCEMENT

All cases decided under the Act are followed up to ensure that investors are meeting the terms and conditions of their allowance, or in disallowed cases, to ensure that investors are not proceeding with the investment contrary to the Governor in Council decision. In 1984-85, in accordance with established procedures, the Enforcement Division monitored the implementation of plans and undertakings provided by investors in 2,205 proposals that had been allowed. In addition, 12 disallowed cases were monitored to ensure compliance with the decision of the Governor in Council.

LEGAL PROCEEDINGS

The Foreign Investment Review Act authorized the Minister to initiate legal proceedings in any case where the investor failed to file notice as required by the Act, or failed to meet the terms and conditions of his investment as set out in his investment notice or in the plans and undertakings connected with it, or failed to comply with an order of disallowance.

Ambassador Bridge

Central Cartage Company and the Detroit International Bridge Company (DIBC), owners of the Ambassador Bridge linking Windsor and Detroit, commenced proceedings in the United States District Court in Michigan against the Crown, various ministers and officials and past officials of FIRA for alleged losses arising out of the Government's disallowance of the acquisition of control by the plaintiffs of the Canadian side of the bridge. The Attorney General commenced proceedings on November 26, 1982 under the Act for an Order rendering the investment by DIBC nugatory. The proceedings in the U.S. courts were dismissed as being premature in light of the Crown's application in Canada for a nugatory Order. A trial date for the Crown's action has not been set.

ADMINISTRATION

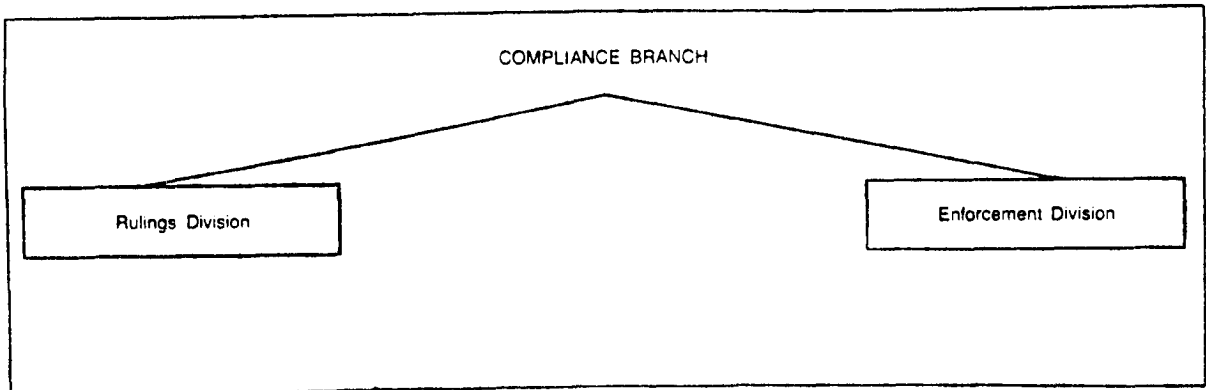
For fiscal year 1984-85, the Agency was assigned a budgetary allotment of \$6,965,000 and 136 person-years. The actual expenditures were \$6,778,612.41 and 132 person-years were utilized. During the year, administrative activities continued to be carried out in accordance with the policies and procedures of the Treasury Board and the Public Service Commission. Efforts were continued to meet the requirements of the Official Languages Act. An Affirmative Action Plan was approved during 1984-85; information was provided to all employees to make them aware of and understand the objectives of the program.

Organization of the Agency

The Foreign Investment Review Agency, whose sole responsibility was to advise and assist the Minister responsible for the administration of the Act, had three operational units: Compliance Branch, Assessment Bureau and Policy, Research and Communications Branch. Their functions and responsibilities are described below. All units of the Agency were supported by the Personnel and Administration Division, which reported directly to the Commissioner. Legal services were provided to the Agency by Department of Justice advisors.

COMPLIANCE BRANCH

The Compliance Branch was responsible for ensuring that the legal requirements of the Act were met.



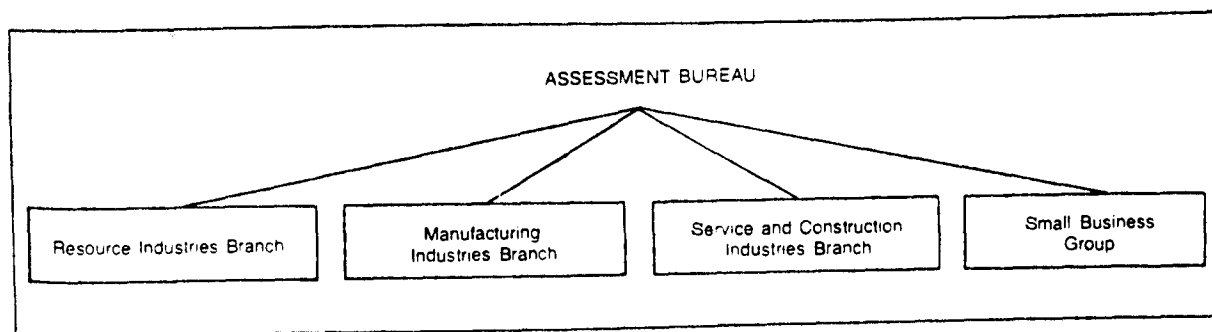
The Rulings Division received and verified notices from investors who submitted their investment proposals for review under the Act. It provided informal advice to investors, their counsel and Agency officials on the applicability

of the Act and assisted the Minister in discharging his statutory responsibility for issuing formal opinions on the eligibility status of applicants and on whether or not the proposed new business activities were related to existing activities of a business.

The Enforcement Division carried out a program of surveillance to identify reviewable transactions for which notices had not been filed and ensured that they were submitted for review under the Act. It regularly monitored the implementation of plans and undertakings offered by investors whose applications have been allowed. It also ensured that investors whose proposals have been disallowed by the Governor in Council complied with the orders of disallowance within a reasonable period of time. This may involve making sure that new businesses which may have already been established cease operating; causing and monitoring the divestiture of an acquired Canadian business enterprise; and making certain that investment proposals that were disallowed are not implemented. The Enforcement Division also conducted investigations and inspections, informally or formally under the authority of the Act, into apparent instances of failure to comply with the Act, including implementation of investment proposals without Governor in Council approval, or on terms different from those contained in the proposal. And, it advised the Minister to invoke, when necessary, the remedial provisions of the Act (injunctions, nugatory orders, or orders to comply with undertakings).

ASSESSMENT BUREAU

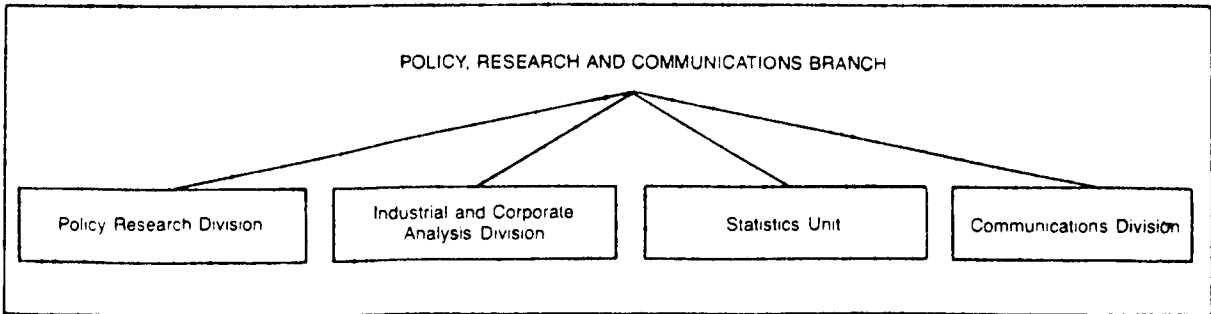
The Assessment Bureau, which was at the heart of the Agency's operations, analysed investment proposals against the factors for the assessment of significant benefit to Canada. It had three branches, each carrying out the same functions in relation to one of the three broad sectors of the economy, namely: Resource Industries; Manufacturing Industries and Construction and Services. In addition, a Small Business Group provided rapid analysis and assessment of small business proposals in the manufacturing and service sectors.



In all four units the analysis was based primarily on information provided by the investor in the notice and information on companies and sectors provided by federal departments and agencies with policy responsibilities and expertise in the industry sectors involved. The Bureau also maintained direct contact with provincial governments in order to determine how investment proposals related to their industrial and economic policy objectives. Following this analysis, the Bureau advised and assisted the Minister in his assessment of the proposals. The sections in this report on the caseload and significant benefits provide further insight into the work of the Assessment Bureau.

POLICY, RESEARCH AND COMMUNICATIONS BRANCH

The Policy, Research and Communications Branch was responsible primarily for research and analysis in support of Agency operations and the development of government policy related to foreign investment. It reviewed results achieved through the administration of the Act and helped to develop new approaches to improve the effectiveness of the program.



The Policy Research Division briefed ministers, senior Agency officials, Canadian businessmen, the international investment community and other interest groups on the many issues related to foreign investment policy of Canada and other industrialized countries. Other functions included responding to questions and enquiries from members of Parliament and senators and from the general public, receiving visitors at the Agency who sought information on the program and the Act, and providing speakers for seminars and engagements on various topics surrounding the issue of foreign investment in Canada. Policy research is the centre of the Division's work, and to this end, it participated in the Interdepartmental Committee on International Investment Policies (which is chaired by the Department of External Affairs and is concerned with a host of international issues, many of which have major implications for foreign investment policy) and participated in the work of

the Committee on International Investment and Multinational Enterprises of the Organization for Economic Cooperation and Development. The Division also carried out a wide range of research projects on various aspects of foreign direct investment, including the behaviour of multinational enterprises and appropriate alternative policy approaches.

The Industrial and Corporate Analysis Division was responsible for advice and analysis on industrial and corporate performance in support of the assessment and enforcement functions of the Agency. The Division also undertook special projects relating to operations under the Act.

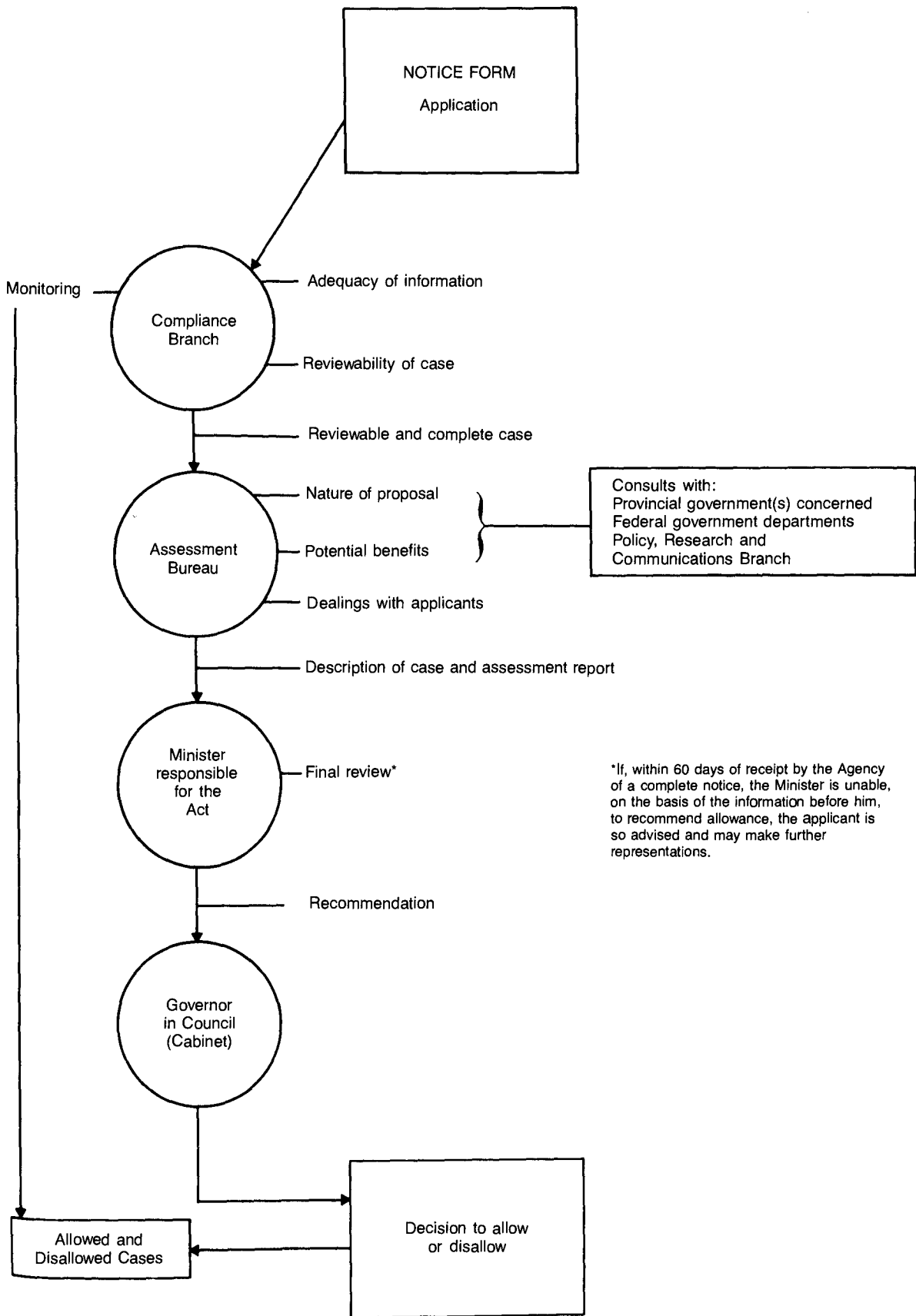
The Statistics Unit compiled and maintained data on investments reviewed and on the review process for purposes of internal management, reporting and research. The unit provided statistical analysis in support of the Agency's information program, including responses to parliamentary and other enquiries.

The Communications Division was responsible for providing general information services including responding to general enquiries, directing technical enquiries to the appropriate Agency officers, preparing and distributing general and technical information material. The Division also prepared the Agency's annual report to Parliament and was responsible for providing the editorial and production services required for Agency publications.

REVIEW PROCESS

As soon as a notice outlining an investment proposal was received by the Foreign Investment Review Agency, it was examined by the Compliance Branch to determine whether or not the proposal was reviewable and whether the notice contained all of the information prescribed by the Foreign Investment Review Regulations. If the proposal was judged reviewable and complete, it was passed on to the Assessment Bureau for evaluation based on the benefit factors outlined in the Act. Frequently, during this stage, information additional to that contained in the notice was sought and obtained through contacts with the applicant and consultations with appropriate federal departments. The proposal was also circulated to the province or provinces that would be significantly affected by the investment for their views and comments. Once all the necessary information had been assembled the case was then referred to the Minister, together with an assessment by the Agency of the perceived effects of the investment by reference to the factors prescribed in subsection 2(2) of the Act. If the Minister concluded that the investment was likely to result in significant benefit to Canada he must make a recommendation to the Governor in Council that the investment be allowed. If not, the applicant is informed accordingly. The applicant then has the opportunity to make further representations. When those representations are completed the case is referred to the Minister a second time for a final decision as to what his recommendation will be.

REVIEW PROCESS



*If, within 60 days of receipt by the Agency of a complete notice, the Minister is unable, on the basis of the information before him, to recommend allowance, the applicant is so advised and may make further representations.

APPENDICES

Appendix A
Statistical Tables

TABLE I
ALL APPLICATIONS OUTCOME OR STATUS

	Acquisitions			New businesses			All applications		
	83-84	84-85	Total ¹	83-84	84-85	Total ²	83-84	84-85	Total ¹
Applications received	471	479	3905	539	461	4042	1,010	940	7947
Withdrawn prior to certification	27	9	217	51	16	427	78	25	644
Returned as non-reviewable	1	9	123	-	5	34	1	14	157
Pending certification	16	3		26	11		42	14	
Uncertified applications carried forward from previous year	34	16		50	26		84	42	
Applications certified as reviewable	461	474	3562	512	455	3570	973	929	7132
Unresolved applications carried forward from previous year	77	70		62	81		139	151	
Applications resolved	468	494	3512	493	507	3541	961	1001	7053
Allowed	430	464	3020	428	474	2961	858	938	5981
Disallowed	5	4	213	22	6	222	27	10	435
Withdrawn after certification but before decision by the Governor in Council	33	26	279	43	27	358	76	53	637
Applications under assessment at year-end	70	50		81	29		151	79	

¹ April 9, 1974 to March 31, 1985

² October 15, 1975 to March 31, 1985

TABLE II
 REVIEWABLE ACQUISITION CASES
 ACQUIREES CLASSIFIED BY ASSET RANGE
 AND BY WHETHER CANADIAN CONTROLLED OR FOREIGN CONTROLLED

Asset range (\$000)	Total				Canadian controlled				Foreign controlled			
	Number of cases		Assets (\$mil.)		Number of cases		Assets (\$mil.)		Number of cases		Assets (\$mil.)	
	83-84	84-85	83-84	84-85	83-84	84-85	83-84	84-85	83-84	84-85	83-84	84-85
Up to 499	111	113	22.9	23.1	62	68	12.7	13.9	49	45	10.2	9.2
500 - 999	69	58	49.9	42.5	47	33	34.1	23.2	22	25	15.8	19.3
1,000 - 1,999	61	63	86.5	89.4	32	31	43.3	42.1	29	32	43.2	47.3
2,000 - 4,999	97	89	331.5	284.9	39	40	132.3	131.9	58	49	199.2	153.0
5,000 - 9,999	52	46	376.2	320.0	16	24	122.8	165.7	36	22	253.4	154.3
10,000 - 24,999	36	49	544.3	817.0	13	12	201.8	204.3	23	37	342.5	612.7
25,000 and above	35	56	3,077.0	10,302.5	10	11	982.2	1,056.9	25	45	2,094.8	9,245.6
TOTAL	461	474	4,488.3	11,879.4	219	219	1,529.2	1,638.0	242	255	2,959.1	10,241.4
	(%)		(%)		(%)		(%)		(%)		(%)	
	83-84	84-85	83-84	84-85	83-84	84-85	83-84	84-85	83-84	84-85	83-84	84-85
Up to 499	24.1	23.9	0.5	0.2	28.3	31.0	0.8	0.8	20.2	17.7	0.3	0.1
500 - 999	15.0	12.2	1.1	0.4	21.5	15.1	2.2	1.4	9.1	9.8	0.5	0.2
1,000 - 1,999	13.2	13.3	1.9	0.7	14.6	14.1	2.9	2.6	12.0	12.5	1.5	0.4
2,000 - 4,999	21.0	18.8	7.4	2.4	17.8	18.3	8.7	8.1	24.0	19.2	6.7	1.5
5,000 - 9,999	11.3	9.7	8.4	2.7	7.3	11.0	8.0	10.1	14.9	8.6	8.6	1.5
10,000 - 24,999	7.8	10.3	12.1	6.9	5.9	5.5	13.2	12.5	9.5	14.5	11.6	6.0
25,000 and above	7.6	11.8	68.6	86.7	4.6	5.0	64.2	64.5	10.3	17.7	70.8	90.3
TOTAL	100.0	100.0	100.0	100.0	100.0	100.0	100.0	100.0	100.0	100.00	100.0	100.0

TABLE IV
REVIEWABLE ACQUISITION CASES
ACQUIREES CLASSIFIED BY PRINCIPAL INDUSTRY SECTOR

Industry sector	Number of cases		Assets of acquirees (\$000)		Average assets of acquirees (\$000)		Distribution by number of cases (%)		Distribution by assets of acquirees (%)	
	83-84	84-85	83-84	84-85	83-84	84-85	83-84	84-85	83-84	84-85
	Mines, mineral fuels, and incidental services	16	25	357,879	6,740,426	22,367	249,645	3.5	5.3	8.0
Other resources	--	2	--	--		--		--	0.4	--
Manufacturing	201	189	2,259,903	2,499,593	11,243	13,225	43.6	39.9	50.3	21.1
Construction	8	10	91,098	35,564	11,388	3,556	1.7	2.1	2.0	0.3
Transportation, communication and other utilities	16	17	364,826	161,697	22,802	9,512	3.5	3.6	8.1	1.4
Wholesale and retail trade	122	131	645,215	743,365	5,289	5,675	26.4	27.6	14.4	6.3
Finance, insurance and real estate	23	20	632,682	1,384,107	27,508	69,205	5.0	4.2	14.1	11.6
Community, business and personal services	75	80	136,726	314,653	1,823	3,933	16.3	16.9	3.1	2.6
TOTAL	461	474	4,488,329	11,879,405	9,736	25,062	100.0	100.0	100.0	100.0
<u>SUMMARY</u>										
Resource	16	27	357,879	6,740,426	22,367	249,645	3.5	5.7	8.0	56.7
Manufacturing	201	189	2,259,903	2,499,593	11,243	13,225	43.6	39.9	50.3	21.1
Service	244	258	1,870,547	2,639,386	7,666	10,230	52.9	54.4	41.7	22.2

TABLE V
REVIEWABLE ACQUISITION CASES
ACQUIREES CLASSIFIED BY PRINCIPAL TYPE OF MANUFACTURING

Type of Manufacturing	Number of cases		Assets of acquirees (\$000)		Average assets of acquirees (\$000)		Distribution by number of cases (%)		Distribution by assets of acquirees (%)	
	83-84	84-85	83-84	84-85	83-84	84-85	83-84	84-85	83-84	84-85
Food and beverages	19	19	256,728	543,210	13,512	28,590	9.4	10.1	11.4	21.7
Tobacco products	1	--	c.	--	c.	--	0.5	--	c.	--
Rubber and plastic products	10	12	49,806	17,136	4,981	1,428	5.0	6.3	2.2	0.7
Leather	--	2	--	c.	--	c.	--	1.1	--	c.
Textiles	4	9	15,347	53,145	3,837	5,905	2.0	4.8	0.7	2.1
Knitting Mills	--	--	--	--	--	--	--	--	--	--
Clothing	2	3	c.	35,823	c.	11,941	1.0	1.6	c.	1.4
Wood	5	3	19,872	37,298	3,974	12,433	2.5	1.6	0.9	1.5
Furniture and fixtures	8	7	37,238	31,980	4,655	4,569	4.0	3.7	1.6	1.3
Paper and allied	6	8	295,160	418,952	49,193	52,369	3.0	4.2	13.1	16.8
Printing, publishing and allied	5	5	28,492	65,011	5,698	13,002	2.5	2.6	1.3	2.6
Primary metal	7	2	38,328	c.	5,475	c.	3.5	1.1	1.7	c.
Metal fabricating	23	22	108,370	116,975	4,733	5,317	11.4	11.6	4.8	4.7
Machinery	26	28	203,493	337,372	7,827	12,049	12.9	14.8	9.0	13.5
Transportation equipment	10	16	296,268	211,048	29,627	13,191	5.0	8.5	13.1	8.4
Electrical products	29	15	187,254	104,163	6,457	6,944	14.4	7.9	8.3	4.2
Non-metallic mineral products	13	7	217,500	23,010	16,731	3,287	6.5	3.7	9.6	0.9
Petroleum and coal products	1	--	c.	--	c.	--	0.5	--	c.	--
Chemical	19	21	299,537	360,843	15,765	17,183	9.4	11.1	13.2	14.4
Miscellaneous manufacturing	13	10	104,373	69,000	8,029	6,900	6.5	5.3	4.6	2.8
TOTAL	201	189	2,259,903	2,499,593	11,243	13,225	100.0	100.0	100.0	100.0

c. Asset figures excluded to preserve confidentiality

TABLE VI
 REVIEWABLE ACQUISITION CASES
 ACQUIREES CLASSIFIED BY PROVINCE OF PRINCIPAL LOCATION

Region	Number of cases		Assets of acquirees (\$000)		Distribution by number of cases (%)		Distribution by assets of acquirees (%)	
	83-84	84-85	83-84	84-85	83-84	84-85	83-84	84-85
Atlantic provinces	10	12	29,275	501,240	2.2	2.5	0.7	4.2
Newfoundland	2	4	c.	493,095	0.4	0.8	c.	4.2
Prince Edward Island	--	--	--	--	--	--	--	--
Nova Scotia	5	5	23,793	4,428	1.1	1.1	0.5	n.
New Brunswick	3	3	c.	3,717	0.7	0.6	c.	n.
Quebec	79	74	626,052	465,955	17.1	15.6	13.9	3.9
Ontario	275	290	2,237,352	8,952,459	59.7	61.2	49.8	75.4
Western provinces	97	98	1,595,650	1,959,751	21.0	20.7	35.6	16.5
Manitoba	4	9	10,913	177,806	0.9	1.9	0.3	1.5
Saskatchewan	4	4	c.	238,633	0.9	0.8	c.	2.0
Alberta	43	44	638,690	1,347,047	9.3	9.3	14.2	11.3
British Columbia	45	41	656,255	196,265	9.7	8.7	14.6	1.7
Yukon and Northwest Territories	1	--	c.	--	0.2	--	c.	--
TOTAL	461	474	4,488,329	11,879,405	100.0	100.0	100.0	100.0

c. Asset figures excluded to preserve confidentiality

n. negligible

TABLE VII
 REVIEWABLE ACQUISITION CASES
 APPLICANTS CLASSIFIED BY COUNTRY OF APPARENT CONTROL

Applicant's country of apparent control	Number of cases		Assets of acquirees (\$000)		Distribution by number of cases (%)		Distribution by assets of acquirees (%)	
	83-84	84-85	83-84	84-85	83-84	84-85	83-84	84-85
United States	313	336	2,790,446	9,940,069	67.9	70.9	62.2	83.7
Western Europe	119	110	1,364,479	1,625,102	25.8	23.2	30.4	13.7
Austria	1	--	c.	--	0.2	--	c.	--
Belgium	3	--	4,916	--	0.7	--	0.1	--
Denmark	3	--	18,823	--	0.7	--	0.4	--
Finland	6	3	27,018	10,217	1.3	0.6	0.6	0.1
France	19	16	183,711	294,489	4.1	3.4	4.1	2.5
Italy	2	1	c.	c.	0.4	0.2	c.	c.
Liechtenstein	2	--	c.	--	0.4	--	c.	--
Netherlands	4	3	66,780	9,152	0.9	0.6	1.5	0.1
Norway	4	3	8,345	c.	0.9	0.6	0.2	c.
Sweden	4	8	34,458	111,910	0.9	1.7	0.8	0.9
Switzerland	9	11	31,603	154,990	1.9	2.3	0.7	1.3
United Kingdom	48	51	889,329	738,788	10.4	10.8	19.8	6.2
West Germany	14	14	59,894	252,750	3.0	3.0	1.3	2.1

TABLE VII (conclusion)

REVIEWABLE ACQUISITION CASES
 APPLICANTS CLASSIFIED BY COUNTRY OF APPARENT CONTROL

Applicant's country of apparent control	Number of cases		Assets of acquirees (\$000)		Distribution by number of cases (%)		Distribution by assets of acquirees (%)	
	83-84	84-85	83-84	84-85	83-84	84-85	83-84	84-85
All other countries	29	28	333,404	314,234	6.3	5.9	7.4	2.6
Australia	5	5	217,939	8,287	1.1	1.1	4.9	0.1
Hong Kong	4	7	44,264	44,037	0.9	1.5	1.0	0.4
Indonesia	2	--	c.	--	0.4	--	c.	--
Iran	1	1	c.	c.	0.2	0.2	c.	c.
Jamaica	1	--	c.	--	0.2	--	c.	--
Japan	4	4	13,433	17,397	0.9	0.8	0.3	0.1
Malaysia	3	1	12,538	c.	0.7	0.2	0.3	c.
Mexico	--	1	--	c.	--	0.2	--	c.
New Zealand	4	--	3,981	--	0.9	--	0.1	--
Saudi Arabia	--	1	--	c.	--	0.2	--	c.
Singapore	1	2	c.	c.	0.2	0.5	c.	c.
South Africa	2	--	c.	--	0.4	--	c.	--
Surinam	--	1	--	c.	--	0.2	--	c.
Taiwan	1	--	c.	--	0.2	--	c.	--
United Arab Emirates	1	--	c.	--	0.2	--	c.	--
Venezuela	--	1	--	c.	--	0.2	--	c.
Non-resident Canadian	--	4	--	217,444	--	0.8	--	1.8
TOTAL	461	474	4,488,329	11,879,405	100.0	100.0	100.0	100.0

c. Asset figures excluded to preserve confidentiality

TABLE VIII

REVIEWABLE ACQUISITION CASES
ACQUIREES CLASSIFIED BY PROVINCE OF PRINCIPAL LOCATION
AND APPLICANTS BY COUNTRY OF APPARENT CONTROL

Region	U.S. applicants				Western European applicants				All other applicants			
	Number		Distribution of cases (%)		Number		Distribution of cases (%)		Number		Distribution of cases (%)	
	83-84	84-85	83-84	84-85	83-84	84-85	83-84	84-85	83-84	84-85	83-84	84-85
Atlantic provinces	5	5	1.6	1.5	4	6	3.4	5.4	1	1	3.5	3.6
Newfoundland	1	2	0.3	0.6	--	1	--	0.9	1	1	3.5	3.6
Prince Edward Island	--	--	--	--	--	--	--	--	--	--	--	--
Nova Scotia	2	2	0.6	0.6	3	3	2.5	2.7	--	--	--	--
New Brunswick	2	1	0.7	0.3	1	2	0.9	1.8	--	--	--	--
Quebec	49	50	15.7	14.9	25	22	21.0	20.0	5	2	17.2	7.1
Ontario	190	212	60.7	63.1	70	62	58.8	56.4	15	16	51.7	57.2
Western provinces	69	69	22.0	20.5	20	20	16.8	18.2	8	9	27.6	32.1
Manitoba	3	6	0.9	1.8	1	2	0.8	1.8	--	1	--	3.6
Saskatchewan	4	3	1.3	0.9	--	1	--	0.9	--	--	--	--
Alberta	34	34	10.9	10.1	7	8	5.9	7.3	2	2	6.9	7.1
British Columbia	27	26	8.6	7.7	12	9	10.1	8.2	6	6	20.7	21.4
Yukon and Northwest Territories	1	--	0.3	--	--	--	--	--	--	--	--	--
TOTAL	313	336	100.0	100.0	119	110	100.0	100.0	29	28	100.0	100.0

TABLE IX

REVIEWABLE ACQUISITION CASES
ACQUIREES CLASSIFIED BY PRINCIPAL INDUSTRY SECTOR
AND APPLICANTS BY COUNTRY OF APPARENT CONTROL

Industry sector	U.S. applicants				Western European applicants				All other applicants			
	Number		Distribution of cases (%)		Number		Distribution of cases (%)		Number (%)		Distribution of cases	
	83-84	84-85	83-84	84-85	83-84	84-85	83-84	84-85	83-84	84-85	83-84	84-85
Mines, mineral fuels, and incidental services	11	17	3.5	5.0	5	6	4.2	5.5	--	2	--	7.1
Other resources	--	1	--	0.3	--	1	--	0.9	--	--	--	--
Manufacturing	145	139	46.3	41.4	49	39	41.2	35.4	7	11	24.1	39.3
Construction	5	4	1.6	1.2	3	6	2.5	5.5	--	--	--	--
Transportation, communication and other utilities	11	14	3.5	4.2	3	2	2.5	1.8	2	1	6.9	3.6
Wholesale and retail trade	80	89	25.6	26.5	32	35	26.9	31.8	10	7	34.5	25.0
Finance, insurance and real estate	8	10	2.6	3.0	13	9	10.9	8.2	2	1	6.9	3.6
Community, business and personal services	53	62	16.9	18.4	14	12	11.8	10.9	8	6	27.6	21.4
TOTAL	313	336	100.0	100.0	119	110	100.0	100.0	29	28	100.0	100.0
<u>SUMMARY</u>												
Resource	11	18	3.5	5.3	5	7	4.2	6.4	--	2	--	7.1
Manufacturing	145	139	46.3	41.4	49	39	41.2	35.4	7	11	24.1	39.3
Service	157	179	50.2	53.3	65	64	54.6	58.2	22	15	75.9	53.6

TABLE X

OUTCOME OF RESOLVED ACQUISITION CASES
 APPLICANTS CLASSIFIED BY COUNTRY OF APPARENT CONTROL
 AND ACQUIREES BY WHETHER CANADIAN CONTROLLED OR FOREIGN CONTROLLED

Applicant's country of apparent control and outcome of cases	Total				Canadian controlled				Foreign controlled			
	Number of cases		Percent		Number of cases		Percent		Number of cases		Percent	
	83-84	84-85	83-84	84-85	83-84	84-85	83-84	84-85	83-84	84-85	83-84	84-85
United States												
Allowed	285	326	91.3	93.2	124	145	94.7	89.5	161	181	89.0	96.3
Disallowed	4	4	1.3	1.1	2	2	1.5	1.2	2	2	1.1	1.1
Withdrawn	23	20	7.4	5.7	5	15	3.8	9.3	18	5	9.9	2.6
TOTAL	312	350	100.0	100.0	131	162	100.0	100.0	181	188	100.0	100.0
Western Europe												
Allowed	120	107	93.8	95.5	63	53	94.0	96.4	57	54	93.4	94.7
Disallowed	--	--	--	--	--	--	--	--	--	--	--	--
Withdrawn	8	5	6.2	4.5	4	2	6.0	3.6	4	3	6.6	5.3
TOTAL	128	112	100.0	100.0	67	55	100.0	100.0	61	57	100.0	100.0
All other countries												
Allowed	25	31	89.3	96.9	19	18	86.4	94.7	6	13	100.0	100.0
Disallowed	1	--	3.6	--	1	--	4.5	--	--	--	--	--
Withdrawn	2	1	7.1	3.1	2	1	9.1	5.3	--	--	--	--
TOTAL	28	32	100.0	100.0	22	19	100.0	100.0	6	13	100.0	100.0
Total Resolved												
Allowed	430	464	91.9	93.9	206	216	93.6	91.5	224	248	90.3	96.1
Disallowed	5	4	1.1	0.8	3	2	1.4	0.9	2	2	0.8	0.8
Withdrawn	33	26	7.0	5.3	11	18	5.0	7.6	22	8	8.9	3.1
TOTAL	468	494	100.0	100.0	220	236	100.0	100.0	248	258	100.0	100.0

TABLE XI

OUTCOME OF RESOLVED ACQUISITION CASES
ACQUIREES CLASSIFIED BY PRINCIPAL INDUSTRY SECTOR

Industry sector	Allowed cases				Disallowed cases				Withdrawn cases			
	Number of cases		Percentage of industry sector total (%)		Number of cases		Percentage of industry sector total (%)		Number of cases		Percentage of industry sector total (%)	
	83-84	84-85	83-84	84-85	83-84	84-85	83-84	84-85	83-84	84-85	83-84	84-85
Mines, mineral fuels, and incidental services	16	23	94.1	92.0	--	--	--	--	1	2	5.9	8.0
Other resources	--	2	--	100.0	--	--	--	--	--	--	--	--
Manufacturing	189	194	95.9	95.6	--	3	--	1.5	8	6	4.1	2.9
Construction	7	8	87.5	88.9	--	--	--	--	1	1	12.5	11.1
Transportation, communication and other utilities	16	14	80.0	82.4	--	--	--	--	4	3	20.0	17.6
Wholesale and retail trade	103	125	89.6	92.6	1	1	0.9	0.7	11	9	9.5	6.7
Finance, insurance and real estate	23	15	85.2	93.8	1	--	3.7	--	3	1	11.1	6.2
Community, business and personal services	76	83	90.5	95.4	3	--	3.6	--	5	4	5.9	4.6
TOTAL	430	464	91.9	93.9	5	4	1.1	0.8	33	26	7.0	5.3
SUMMARY												
Resource	16	25	94.1	92.6	--	--	--	--	1	2	5.9	7.4
Manufacturing	189	194	95.9	95.6	--	3	--	1.5	8	6	4.1	2.9
Service	225	245	88.6	92.8	5	1	2.0	0.4	24	18	9.4	6.8

TABLE XII
 REVIEWABLE NEW-BUSINESS CASES
 NEW BUSINESSES CLASSIFIED BY PLANNED INVESTMENT RANGE

Planned investment range (\$000)	Number of cases		Planned investment (\$mil.)		Distribution by number of cases (%)		Distribution by planned investment (%)	
	83-84	84-85	83-84	84-85	83-84	84-85	83-84	84-85
Up to 499	347	305	40.8	38.8	67.8	67.0	1.5	4.8
500 - 999	60	43	37.3	24.7	11.7	9.5	1.4	3.0
1,000 - 1,999	38	32	47.7	39.7	7.4	7.0	1.7	4.8
2,000 - 4,999	42	41	128.5	120.3	8.2	9.0	4.7	14.7
5,000 - 9,999	6	18	42.6	113.5	1.2	4.0	1.5	13.8
10,000 - 24,999	11	9	150.7	137.6	2.1	2.0	5.5	16.8
25,000 and above	8	7	2,301.6	345.4	1.6	1.5	83.7	42.1
TOTAL	512	455	2,749.2	820.0	100.0	100.0	100.0	100.0

TABLE XIII

REVIEWABLE NEW-BUSINESS CASES
NEW BUSINESSES CLASSIFIED BY PLANNED EMPLOYMENT RANGE

<u>Planned employment range</u>	<u>Number of cases</u>		<u>Planned employment</u>		<u>Distribution by number of cases (%)</u>		<u>Distribution by planned employment (%)</u>	
	<u>83-84</u>	<u>84-85</u>	<u>83-84</u>	<u>84-85</u>	<u>83-84</u>	<u>84-85</u>	<u>83-84</u>	<u>84-85</u>
0 - 24	394	366	2,929	2,771	76.9	80.4	22.2	31.5
25 - 49	57	44	1,774	1,417	11.1	9.7	13.5	16.1
50 - 74	23	20	1,226	1,086	4.5	4.4	9.3	12.4
75 - 99	9	8	767	656	1.8	1.8	5.8	7.5
100 - 299	23	17	3,329	2,858	4.5	3.7	25.3	32.5
300 - 999	6	--	3,155	--	1.2	--	23.9	--
1,000 and above	--	--	--	--	--	--	--	--
TOTAL	512	455	13,180	8,788	100.0	100.0	100.0	100.0

TABLE XIV

REVIEWABLE NEW-BUSINESS CASES
NEW BUSINESSES CLASSIFIED BY PRINCIPAL INDUSTRY SECTOR

<u>Industry sector</u>	<u>Number of cases</u>		<u>Planned investment (\$000)</u>		<u>Average planned investment (\$000)</u>		<u>Distribution by number of cases (%)</u>		<u>Distribution by planned investment (%)</u>																																																																																																																				
	<u>83-84</u>	<u>84-85</u>	<u>83-84</u>	<u>84-85</u>	<u>83-84</u>	<u>84-85</u>	<u>83-84</u>	<u>84-85</u>	<u>83-84</u>	<u>84-85</u>																																																																																																																			
Mines, mineral fuels, and incidental services	19	12	90,059	93,229	4,289	6,659	3.7	2.6	3.3	11.4																																																																																																																			
Other resources	2	2					0.4	0.5			Manufacturing	138	113	2,113,129	380,966	15,313	3,371	27.0	24.8	76.9	46.4	Construction	10	13	11,315	29,573	1,132	2,275	1.9	2.9	0.4	3.6	Transportation, communication and other utilities	20	14	22,102	4,031	1,105	288	3.9	3.1	0.8	0.5	Wholesale and retail trade	196	184	92,010	77,795	469	423	38.3	40.4	3.3	9.5	Finance, insurance and real estate	14	10	351,041	113,600	25,074	11,360	2.7	2.2	12.8	13.9	Community, business and personal services	113	107	69,548	120,854	615	1,129	22.1	23.5	2.5	14.7	TOTAL	512	455	2,749,204	820,048	5,370	1,802	100.0	100.0	100.0	100.0	<u>SUMMARY</u>											Resource	21	14	90,059	93,229	4,289	6,659	4.1	3.1	3.3	11.4	Manufacturing	138	113	2,113,129	380,966	15,313	3,371	27.0	24.8	76.9	46.4	Service	353	328	546,016	345,853
Manufacturing	138	113	2,113,129	380,966	15,313	3,371	27.0	24.8	76.9	46.4																																																																																																																			
Construction	10	13	11,315	29,573	1,132	2,275	1.9	2.9	0.4	3.6																																																																																																																			
Transportation, communication and other utilities	20	14	22,102	4,031	1,105	288	3.9	3.1	0.8	0.5																																																																																																																			
Wholesale and retail trade	196	184	92,010	77,795	469	423	38.3	40.4	3.3	9.5																																																																																																																			
Finance, insurance and real estate	14	10	351,041	113,600	25,074	11,360	2.7	2.2	12.8	13.9																																																																																																																			
Community, business and personal services	113	107	69,548	120,854	615	1,129	22.1	23.5	2.5	14.7																																																																																																																			
TOTAL	512	455	2,749,204	820,048	5,370	1,802	100.0	100.0	100.0	100.0																																																																																																																			
<u>SUMMARY</u>																																																																																																																													
Resource	21	14	90,059	93,229	4,289	6,659	4.1	3.1	3.3	11.4																																																																																																																			
Manufacturing	138	113	2,113,129	380,966	15,313	3,371	27.0	24.8	76.9	46.4																																																																																																																			
Service	353	328	546,016	345,853	1,546	1,054	68.9	72.1	19.8	42.2																																																																																																																			

TABLE XV
 REVIEWABLE NEW-BUSINESS CASES
 NEW BUSINESSES CLASSIFIED BY PRINCIPAL TYPE OF MANUFACTURING

Type of Manufacturing	Number of cases		Planned investment (\$000)		Average planned investment (\$000)		Distribution by number of cases (%)		Distribution by planned investment (%)	
	83-84	84-85	83-84	84-85	83-84	84-85	83-84	84-85	83-84	84-85
Food and beverages	11	11	18,084	19,193	1,644	1,745	8.0	9.7	0.9	5.0
Tobacco products	--	--	--	--	--	--	--	--	--	--
Rubber and plastic products	17	5	9,400	10,764	553	2,153	12.3	4.4	0.4	2.8
Leather	1	--	c.	--	c.	--	0.7	--	c.	--
Textiles	2	2	c.	c.	c.	c.	1.4	1.8	c.	c.
Clothing	5	--	1,373	--	275	--	3.6	--	0.1	--
Wood	3	2	2,400	c.	800	c.	2.2	1.8	0.1	c.
Furniture and fixtures	3	4	3,187	2,100	1,062	525	2.2	3.6	0.2	0.6
Paper and allied	1	2	c.	c.	c.	c.	0.7	1.8	c.	c.
Printing, publishing and allied	4	7	5,665	3,395	1,416	485	2.9	6.2	0.3	0.9
Primary metal	8	2	1,863,394	c.	232,924	c.	5.8	1.8	88.2	c.
Metal fabricating	16	10	21,735	14,141	1,358	1,414	11.6	8.8	1.0	3.7
Machinery	8	18	16,783	17,279	2,098	960	5.8	15.9	0.8	4.5
Transportation equipment	11	19	66,364	70,038	6,033	3,686	8.0	16.8	3.1	18.4
Electrical products	15	12	66,484	20,147	4,432	1,679	10.9	10.6	3.1	5.3
Non-metallic mineral products	4	1	4,498	c.	1,125	c.	2.9	0.9	0.2	c.
Petroleum and coal products	1	1	c.	c.	c.	c.	0.7	0.9	c.	c.
Chemical	9	10	13,668	116,330	1,519	11,633	6.5	8.8	0.6	30.5
Miscellaneous manufacturing	19	7	18,939	1,010	997	144	13.8	6.2	0.9	0.3
TOTAL	138	113	2,113,129	380,966	15,313	3,371	100.0	100.0	100.0	100.0

c. Planned investment figures excluded to preserve confidentiality

TABLE XVI
 REVIEWABLE NEW-BUSINESS CASES
 NEW BUSINESSES CLASSIFIED BY PROVINCE OF PRINCIPAL LOCATION

Region	Number of cases		Planned investment (\$000)		Distribution by number of cases (%)		Distribution by planned investment (%)	
	83-84	84-85	83-84	84-85	83-84	84-85	83-84	84-85
Atlantic provinces	44	17	38,604	47,680	8.6	3.7	1.4	5.8
Newfoundland	7	4	20,325	c.	1.4	0.9	0.7	c.
Prince Edward Island	--	1	--	c.	--	0.2	--	c.
Nova Scotia	31	11	10,902	44,305	6.0	2.4	0.4	5.4
New Brunswick	6	1	7,377	c.	1.2	0.2	0.3	c.
Quebec	71	64	1,898,051	167,805	13.9	14.1	69.1	20.5
Ontario	298	285	583,549	346,196	58.2	62.6	21.2	42.2
Western provinces	99	89	229,000	258,367	19.3	19.6	8.3	31.5
Manitoba	10	13	8,761	75,540	1.9	2.9	0.3	9.2
Saskatchewan	7	7	900	6,630	1.4	1.6	n.	0.8
Alberta	34	32	89,554	79,833	6.6	7.0	3.3	9.7
British Columbia	44	37	127,225	96,364	8.6	8.1	4.6	11.8
Yukon and Northwest Territories	4	--	2,560	--	0.8	--	0.1	--
TOTAL	512	455	2,749,204	820,048	100.0	100.0	100.00	100.0

c. Planned investment figures excluded to preserve confidentiality

n. Negligible

TABLE XVII
 REVIEWABLE NEW-BUSINESS CASES
 APPLICANTS CLASSIFIED BY COUNTRY OF APPARENT CONTROL

Applicant's country of apparent control	Number of cases		Planned investment (\$000)		Distribution by number of cases (%)		Distribution by planned investment (%)	
	83-84	84-85	83-84	84-85	83-84	84-85	83-84	84-85
	United States	284	267	490,732	440,564	55.5	58.7	17.8
Western Europe	154	136	2,089,331	341,239	30.1	29.9	76.0	41.6
Austria	--	1	--	c.	--	0.2	--	c.
Belgium	2	2	c.	c.	0.4	0.4	c.	c.
Denmark	1	1	c.	c.	0.2	0.2	c.	c.
Finland	2	2	c.	c.	0.4	0.4	c.	c.
France	26	29	1,830,710	128,834	5.1	6.4	66.6	15.7
Ireland	--	1	--	c.	--	0.2	--	c.
Italy	4	7	1,335	20,340	0.8	1.6	0.1	2.5
Monaco	1	--	c.	--	0.2	--	c.	--
Netherlands	14	7	5,680	9,800	2.7	1.6	0.2	1.2
Norway	4	1	1,372	c.	0.8	0.2	0.1	c.
Portugal	1	--	c.	--	0.2	--	c.	--
Sweden	10	11	4,077	63,005	2.0	2.4	0.1	7.7
Switzerland	7	6	4,255	4,640	1.4	1.3	0.2	0.6
United Kingdom	50	36	99,664	68,161	9.7	7.9	3.6	8.3
West Germany	32	32	103,504	44,295	6.2	7.1	3.8	5.4

TABLE XVII (conclusion)

 REVIEWABLE NEW-BUSINESS CASES
 APPLICANTS CLASSIFIED BY COUNTRY OF APPARENT CONTROL

Applicant's country of apparent control	Number of cases		Planned investment (\$000)		Distribution by number of cases (%)		Distribution by planned investment (%)	
	83-84	84-85	83-84	84-85	83-84	84-85	83-84	84-85
	All other countries	74	52	169,141	38,245	14.4	11.4	6.2
Algeria	--	1	--	c.	--	0.2	--	c.
Australia	5	2	666	c.	1.0	0.5	n.	c.
Bahamas	--	1	--	c.	--	0.2	--	c.
Bermuda	3	--	205	--	0.5	--	n.	--
Brazil	1	--	c.	--	0.2	--	c.	--
Egypt	--	1	--	c.	--	0.2	--	c.
Fiji	1	--	c.	--	0.2	--	c.	--
Hong Kong	8	3	1,458	3,090	1.5	0.7	0.1	0.4
Iceland	--	1	--	c.	--	0.2	--	c.
India	1	4	c.	2,490	0.2	0.9	c.	0.3
Indonesia	1	--	c.	--	0.2	--	c.	--
Iran	1	--	c.	--	0.2	--	c.	--
Iraq	--	1	--	c.	--	0.2	--	c.
Israel	4	1	1,060	c.	0.8	0.2	n.	c.
Japan	26	19	133,992	15,170	5.1	3.1	4.9	1.8
Jordan	1	--	c.	--	0.2	--	c.	--
Korea	1	3	c.	2,379	0.2	0.7	c.	0.3
Kuwait	2	--	c.	--	0.4	--	c.	--
Lebanon	1	1	c.	c.	0.2	0.2	c.	c.
Malaysia	2	2	c.	c.	0.4	0.5	c.	c.
Mexico	3	1	12,121	c.	0.5	0.2	0.4	c.
Pakistan	--	1	--	c.	--	0.2	--	c.
People's Republic of China	1	1	c.	c.	0.2	0.2	c.	c.
Peru	1	--	c.	--	0.2	--	c.	--
Philippines	1	2	c.	c.	0.2	0.5	c.	c.
Saudi Arabia	1	1	c.	c.	0.2	0.2	c.	c.
Singapore	1	1	c.	c.	0.2	0.2	c.	c.
South Africa	4	2	325	c.	0.8	0.4	n.	c.
Syria	1	--	c.	--	0.2	--	c.	--
Taiwan	1	--	c.	--	0.2	--	c.	--
Trinidad	1	--	c.	--	0.2	--	c.	--
Uruguay	--	1	--	c.	--	0.2	--	c.
USSR	--	1	--	c.	--	0.2	--	c.
Yugoslavia	--	1	--	c.	--	0.2	--	c.
Non-resident Canadian	1	5	c.	625	0.2	1.1	c.	0.1
TOTAL	512	455	2,749,204	820,048	100.0	100.0	100.0	100.0

c. Planned investment figures excluded to preserve confidentiality
 n. Negligible

TABLE XVIII

REVIEWABLE NEW-BUSINESS CASES
 NEW BUSINESSES CLASSIFIED BY PROVINCE OF PRINCIPAL LOCATION
 AND APPLICANTS BY COUNTRY OF APPARENT CONTROL

Region	U.S. applicants				Western European applicants				All other applicants			
	Number		Distribution of cases (%)		Number		Distribution of cases		Number		Distribution of cases (%)	
	83-84	84-85	83-84	84-85	83-84	84-85	83-84	84-85	83-84	84-85	83-84	84-85
Atlantic provinces	17	4	6.0	1.5	25	10	16.2	7.3	2	3	2.7	5.8
Newfoundland	4	2	1.4	0.7	2	1	1.3	0.7	1	1	1.3	1.9
Prince Edward Island	--	--	--	-	--	1	--	0.7	--	--	--	--
Nova Scotia	13	1	4.6	0.4	17	8	11.0	5.9	1	2	1.4	3.9
New Brunswick	--	1	--	0.4	6	--	3.9	--	--	--	--	--
Quebec	26	20	9.1	7.5	35	38	22.7	27.9	10	6	13.5	11.5
Ontario	182	183	64.1	68.5	74	72	48.1	53.0	42	30	56.8	57.7
Western provinces	59	60	20.8	22.5	20	16	13.0	11.8	20	13	27.0	25.0
Manitoba	8	9	2.9	3.4	1	2	0.7	1.5	1	2	1.3	3.9
Saskatchewan	5	5	1.8	1.9	1	1	0.7	0.7	1	1	1.3	1.9
Alberta	22	25	7.7	9.4	7	6	4.5	4.4	5	1	6.8	1.9
British Columbia	22	21	7.7	7.8	9	7	5.8	5.2	13	9	17.6	17.3
Yukon and Northwest Territories	2	--	0.7	--	2	--	1.3	--	--	--	--	--
TOTAL	284	267	100.0	100.0	154	136	100.0	100.0	74	52	100.0	100.0

TABLE XIX
 REVIEWABLE NEW-BUSINESS CASES
 NEW BUSINESSES CLASSIFIED BY PRINCIPAL INDUSTRY SECTOR
 AND APPLICANTS BY COUNTRY OF APPARENT CONTROL

Industry sector	U.S. applicants				Western European applicants				All other applicants			
	Number		Distribution of cases (%)		Number		Distribution of cases (%)		Number		Distribution of cases (%)	
	83-84	84-85	83-84	84-85	83-84	84-85	83-84	84-85	83-84	84-85	83-84	84-85
Mines, mineral fuels, and incidental services	13	5	4.6	1.8	4	5	2.6	3.7	2	2	2.7	3.9
Other resources	--	1	--	0.4	2	1	1.3	0.7	--	--	--	--
Manufacturing	81	72	28.5	27.0	41	32	26.6	23.5	16	9	21.6	17.3
Construction	4	5	1.4	1.9	5	7	3.2	5.1	1	1	1.3	1.9
Transportation, communication and other utilities	10	7	3.5	2.6	5	2	3.2	1.5	5	5	6.8	9.6
Wholesale and retail trade	98	94	34.5	35.2	62	65	40.3	47.8	36	25	48.6	48.1
Finance, insurance and real estate	5	7	1.8	2.6	6	2	3.9	1.5	3	1	4.1	1.9
Community, business and personal services	73	76	25.7	28.5	29	22	18.9	16.2	11	9	14.9	17.3
TOTAL	284	267	100.0	100.0	154	136	100.0	100.0	74	52	100.0	100.0
SUMMARY												
Resource	13	6	4.6	2.2	6	6	3.9	4.4	2	2	2.7	3.9
Manufacturing	81	72	28.5	27.0	41	32	26.6	23.5	16	9	21.6	17.3
Service	190	189	66.9	70.8	107	98	69.5	72.1	56	41	75.7	78.8

TABLE XX
 OUTCOME OF RESOLVED NEW-BUSINESS CASES
 APPLICANTS CLASSIFIED BY COUNTRY OF APPARENT CONTROL

Applicant's apparent country of control and outcome of cases	Number of cases		Percent		Applicant's apparent country of control and outcome of cases	Number of cases		Percent	
	83-84	84-85	83-84	84-85		83-84	84-85	83-84	84-85
United States					All other countries				
Allowed	225	279	82.4	93.6	Allowed	62	51	88.6	91.1
Disallowed	17	4	6.2	1.4	Disallowed	3	1	4.3	1.8
Withdrawn	31	15	11.4	5.0	Withdrawn	5	4	7.1	7.1
TOTAL	273	298	100.0	100.0	TOTAL	70	56	100.0	100.0
Western Europe					Total resolved				
Allowed	141	144	94.0	94.1	Allowed	428	474	86.8	93.5
Disallowed	2	1	1.3	0.7	Disallowed	22	6	4.5	1.2
Withdrawn	7	8	4.7	5.2	Withdrawn	43	27	8.7	5.3
TOTAL	150	153	100.0	100.0	TOTAL	493	507	100.0	100.0

TABLE XXI

OUTCOME OF RESOLVED NEW-BUSINESS CASES
NEW BUSINESSES CLASSIFIED BY PRINCIPAL INDUSTRY SECTOR

Industry sector	Allowed cases				Disallowed cases				Withdrawn cases			
	Number of cases		Percentage of industry sector total (%)		Number of cases		Percentage of industry sector total (%)		Number of cases		Percentage of industry sector total (%)	
	83-84	84-85	83-84	84-85	83-84	84-85	83-84	84-85	83-84	84-85	83-84	84-85
Mines, mineral fuels, and incidental services	15	12	83.3	85.8	--	1	--	7.1	3	1	16.7	7.1
Other resources	2	2	100.0	100.0	--	--	--	--	--	--	--	--
Manufacturing	125	118	93.3	95.2	4	1	3.0	0.8	5	5	3.7	4.0
Construction	7	11	63.6	91.7	--	--	--	--	4	1	36.4	8.3
Transportation, communication and other utilities	17	18	94.4	100.0	--	--	--	--	1	--	5.6	--
Wholesale and retail trade	156	187	82.1	92.1	13	4	6.8	2.0	21	12	11.1	5.9
Finance, insurance and real estate	14	10	93.3	100.0	--	--	--	--	1	--	6.7	--
Community, business and personal services	92	116	87.6	93.5	5	--	4.8	--	8	8	7.6	6.5
TOTAL	428	474	86.8	93.5	22	6	4.5	1.2	43	27	8.7	5.3
<u>SUMMARY</u>												
Resource	17	14	85.0	87.6	--	1	--	6.2	3	1	15.0	6.2
Manufacturing	125	118	93.3	95.2	4	1	3.0	0.8	5	5	3.7	4.0
Service	286	342	84.4	93.2	18	4	5.3	1.1	35	21	10.3	5.7

APPENDIX B

ALPHABETIC LIST OF ALLOWED AND DISALLOWED ACQUISITION CASES
SIGNIFICANT BENEFITS TO CANADA
SUMMARIZED BY PRINCIPAL FACTORS OF ASSESSMENT

FISCAL 1984-85

Applicant/Acquiree and type of Activity	Applicant's country of control	Allowed (A) or Disallowed (D)	Increased Employment	New Investment	Increased Resource Processing or Use of Canadian Parts & Services	Additional Exports	Canadian Participation (as shareholders/directors/managers)	Improved Productivity & Industrial Efficiency	Enhanced Technological Development	Improved Product Variety / Innovation	Beneficial Impact on Competition	Compatibility with Industrial and Economic Policies.
AGRICULTURE												
001. <u>Genetic Dynamics Corporation/112500 Holdings, Ltd.</u> , which provides a bull semen collection and marketing service	US	A	x						x	x		x
COMMUNITY, BUSINESS AND PERSONAL SERVICES INDUSTRIES												
002. <u>133851 Canada Inc./McMaster University (Statistical Software Group)</u> , which is engaged in the conversion of specific computer mainframe programmes to run on mini computers manufactured by Hewlett-Packard	US	A	x	x	x	x			x			x
003. <u>307588 Alberta Ltd./Driftwood Inn and Ptarmigan Inn</u> , both of which operate a hotel	Swi	A		x								x
004. <u>3M Canada Inc./Mallcom Advertising Limited and 517953 Ontario Limited</u> , which sells poster advertising in shopping malls	US	A	x	x	x						x	x
005. <u>66231 Manitoba Corporation/East End Lodge Ltd.</u> , which operates a fishing lodge	US	A	x	x	x	x	x	x				x

Applicant/Acquiree and type of activity

006.	<u>ADP Dealer Services Ltd./Commodity Communication Corporation (Canada) Ltd.</u> , which provides commodities quotation equipment and services to the financial industry	US	A	X	X			X			X
007.	<u>Randy Abraham/Wild Goose Lake Resort (Geraldton) Limited</u> , consisting of three of its hunting and fishing cabins	US	A	X				X			X
008.	<u>Acrofax Inc./Valley Credits Ltd., Collectrite Services Ltd. and Credit Bureau of Edmonton Ltd.</u> , which provide credit reporting and debt collection services	US	A		X			X		X	X
009.	<u>Agency Management Systems, Inc./ARC Automation Services (Canada), Inc.</u> , which provides a batch processing service and sells computer hardware and software to independent insurance agents and brokers	US	A	X		X		X			X
010.	<u>Air Industrie Environnement/Procedair Industrie Inc.</u> , which engineers and designs pollution and dust control installations for the aluminum, cement, steel, mining and pulp and paper industries	Fr	A	X		X	X	X		X	X
011.	<u>Alder Place Hotel Ltd./Greymac Mortgage Corporation</u> , an 86-room hotel	US	A	X	X	X		X	X		X
012.	<u>Gary-Lee Allen et al/Crow Lake Lodge</u> , a tourist resort	US	A		X	X		X			X
013.	<u>Ashland Technology, Inc. and T.M. Thomson & Associates Ltd./DMJM/Thomson Ltd.</u> , which provides engineering consulting services	US	A					X		X	X
014.	<u>Aviscar Inc./Casbro Services Ltd.</u> , which provides car rental services	US	A		X					X	X
015.	<u>Bedard & Morency Mill Co./Fireguard Architectural Door Inc.</u> , which is engaged in the research and development of fire resistant products	US	A	X		X		X	X	X	X
016.	<u>John David Berge and Deanne Rippentrop/Thomas Gordon Frohlinger (Tamarack Lodge)</u> , a fishing resort	US	A	X	X	X		X			X
017.	<u>Beverly Enterprises Canada Limited/Bestview Holdings Limited</u> , which owns and operates nine nursing homes and one retirement home	US	A	X	X	X		X			X
018.	<u>Bolt Technology Corporation/Criterion Explorations (Alberta) Ltd.</u> , which provides shallow water marine seismic services to the oil and gas industry	US	A	X	X			X		X	X
019.	<u>Burger King Canada Inc./Roger Parent Ltd.</u> , which is a franchisee and operator of a Burger King restaurant, specializing in the sale of hot sandwiches and hamburgers	US	A	X	X	X		X			X

Applicant/Acquiree and type of activity

020. <u>Burroughs Memorex Inc./Canadian Educational Microprocessor Corporation</u> , which designs, develops and markets hardware and software for the educational classroom market	US	A	x	x		x		x		x
021. <u>Canadian Linen Supply Co. Ltd./Brentwood Village Cleaners Ltd.</u> , consisting of its uniform rental business	US	A	x	x						x
022. <u>Charterhouse J. Rothschild plc/Charterhouse Development Canada Limited</u> , which provides equity financing to Canadian businesses	UK	A				x		x		x
023. <u>City Stores Company/Seligman & Latz, Inc.</u> , which sells cosmetics and provides skin treatment services to certain of the beauty salons	US	A	x	x		x				x
024. <u>Cogito Data Systems, Inc./Mainstem Canada Limited</u> , which provides data processing services relating to the maintenance of vehicle fleets	US	A				x		x		x
025. <u>Lyle Robert Compton and Ruth Ann Compton/Camp Baribeau</u> , a hunting and fishing camp	US	A	x	x		x				x
026. <u>Compuware Sports Corporation, Inc./Windsor Spitfire Hockey Club (1983) Ltd.</u> , which manages and operates the Windsor Spitfire Junior A hockey team	US	A	x	x		x				x
027. <u>Core Laboratories - Canada, Ltd./Petresim Engineering, Ltd.</u> , which provides petroleum reservoir engineering consulting for oil and gas field development planning	US	A	x	x		x		x		x
028. <u>DRD Corporation/Denny's of Canada Ltd.</u> , which owns and operates family-style restaurants	US	A	x	x				x		x
029. <u>Dainippon Fudosan Co., Ltd./Datatax Business Services Limited</u> , which operates an 18-hole golf course	Jpn	A				x		x		x
030. <u>Charles M. Daugherty and David W. Daugherty/Casa Blanca French River Lodge, Limited</u> , which operates a fishing camp	US	A		x		x		x		x
031. <u>EIS Group plc/Flexibox (Canada) Inc.</u> , which distributes mechanical seals and couplings	UK	A								x
032. <u>Execucom Systems Corporation/Execucom Systems Canada Inc.</u> , which distributes computer software	US	A	x	x						x
033. <u>Lisa Frateschi/Revolution Hair Studio</u> , a hair salon	US	A	x			x		x		x
034. <u>Gage-Babcock International, Ltd./Compyro Consultants Ltd.</u> , which provides fire protection engineering and consulting services	US	A	x	x		x		x		x

Applicant/Acquiree and type of activity

035. <u>Gerald Geraci and Sharon Geraci/N.B. "Red" Sorenson Ltd.,</u> a resort which provides room board and guide services to hunters, fisherman and photographers	US	A	x	x		x			x
036. <u>Aubrey J. Greenberg/Pinware River Fishing Limited,</u> which operates a fishing lodge	US	A	x	x					x
037. <u>Stephen W. Hartle/South Bay Lodge Limited,</u> a hunting and fishing lodge	US	A	x	x	x				x
038. <u>Henry and Wendy Hempel/Black Island Resort,</u> a fishing and hunting resort	US	A	x	x	x			x	x
039. <u>Holding Unipro Inc. and Richard Préfontaine/Les Assurances</u> <u>Ménard & Préfontaine Inc.,</u> a general insurance broker	Fr	A		x	x			x	x
040. <u>Dr. Angelo Iatridis/115271 Canada Inc.,</u> which operates a restaurant specializing in Greek cuisine	US	A	x	x				x	x
041. <u>Imperial Group plc/Orangerooft Limited,</u> consisting of the franchising, ownership and operation of Howard Johnson hotels in Canada	UK	A	x	x	x				x
042. <u>Intergraph Corporation/Intergraph Systems Ltd.,</u> which markets and provides service support for interactive computer-based design and drafting systems	US	A	x	x	x			x	x
043. <u>Island Lake Properties, Inc./Island Lake Lodge,</u> a fishing and hunting camp	US	A	x	x	x			x	x
044. <u>Terry Alan Johnson and Robert Michael DeFelice/Rivers</u> <u>Inlet Resort Ltd.,</u> which operates a fishing resort	US	A	x	x	x				x
045. <u>Jean Dorothy Johnson and David E. Fisher/Washahigan Lake</u> <u>Lodge,</u> a hunting and fishing lodge	US	A		x	x			x	x
046. <u>Jojo Inc., Vigtory Corp. and Emark, Inc./Interactive Market</u> <u>Systems, Incorporated,</u> which sells access to databases which contain demographic and statistical data relating to the characteristics of media audiences	US	A			x			x	x
047. <u>Alan Knaeble, Bernard Hiemenz and Cliff Treat/United Coal</u> <u>Sales Co.,</u> a hunting and fishing camp	US	A		x	x			x	x
048. <u>Ronald Laforge and Russell Shaneck/The Bears Den,</u> which provides accommodation and guide services for hunters	US	A						x	x
049. <u>Donna Jean Lamphiear and Lynn A. Lamphiear/Caribou Lodge,</u> a hunting and fishing lodge	US	A	x	x				x	x

Applicant/Acquiree and type of activity

050.	<u>Lucien Martin/Top Tours Ltée, a travel agency</u>	Fr	A	x		x		x		x
051.	<u>Patrick R. McCarthy and Joanne K. McCarthy/Young's Paradise Island Camp, a fishing and hunting camp</u>	US	A	x	x					x
052.	<u>McDonnell Douglas Corporation/Tymshare Canada (1977), Inc., which provides data processing services</u>	US	A	x	x	x		x	x	x
053.	<u>MeRyAn Canada, Inc./Dalseg's Virgin Pine Camps, a tourist resort</u>	US	A		x					x
054.	<u>Monin S.A./Le Pinoteau Inc., known as Le Manoir Pinoteau, a hotel complex</u>	Fr	A	x	x		x		x	x
055.	<u>Murphy Oil Company Ltd./F.W.B. Resources Ltd., which owned interests in petroleum properties</u>	US	A	x	x	x	x		x	x
056.	<u>NEI Canada Limited/Signs of the Times Ltd., which rents out advertising space on large pylons</u>	UK	A	x	x			x		x
057.	<u>John W. Newton, Janet Hair and Steven P. Knopf/Sportsmen's Camp, a tourist lodge</u>	US	A		x	x				x
058.	<u>Noresdel Corporation/Doric Holdings Ltd., known as Bosman's Motor Hotel, a 100-room motor hotel</u>	Mal	A	x	x		x			x
059.	<u>Oceaneering International, Inc./Lavalin Ocean Systems Limited, which provides commercial diving, hyperbaric welding, inspection, testing and other services related to underwater construction</u>	US	A				x		x	x
060.	<u>Oilfield Inspection Services Limited/OIS Hanson Materials Engineering Ltd., which provides testing, inspection and heat treatment services for the offshore oil and gas industry</u>	UK	A	x	x	x	x		x	x
061.	<u>P. Lawson Travel Ltd. et al/Masson Travel Inc., which operates a full service travel agency</u>	US	A				x		x	x
062.	<u>Sammy D. Parsons and Bonnie M. Parsons/Holiday North Lodge, a commercial tourist resort</u>	US	A	x	x	x				x
063.	<u>RLM Investments, Inc./General Appraisal of Canada Limited, which provides professional valuation consulting services</u>	US	A			x	x			x
064.	<u>Redshaw, Inc./Canadian Insurance Computer Systems Inc., which distributes the Redshaw software system, sells and leases computer hardware and provides software maintenance and support services</u>	US	A	x	x		x	x		x

Applicant/Acquiree and type of activity

065. <u>Robert Nicholas Ristad, Jr./Copper River Guest Ranch Ltd.,</u> which operates a resort with fishing, camping, hunting and recreation facilities	US	A	X	X		X						X
066. <u>SGS Supervision Services Inc./Es-Be-El Research Limited,</u> which provides consulting services and a microbiological laboratory service to the food, cosmetics and pharmaceutical industries	Swi	A	X	X		X	X					X
067. <u>SGS Supervision Services Inc./GEO Vann Oilfield Services</u> <u>of Canada, Ltd. (CT & E Division),</u> which analyses and tests coal samples	Swi	A	X	X								X
068. <u>Saatchi & Saatchi Company PLC./Hay Associates Canada Limited,</u> a management consulting firm	UK	A	X									X
069. <u>Shared Medical Systems Corporation/1) Shared Medical Systems</u> <u>Canada, Ltd. and 2) Care/4 Health Systems Inc., 1) and 2) which</u> provide computer-based information processing systems and services to hospitals and other health care organizations	US	A	X	X	X	X	X					X
070. <u>Ski View, Inc./Ski View Network Ltd.,</u> which leases space ski lift towers for the installation of advertising displays	US	A					X					X
071. <u>Spar Associates Inc./Les Systèmes Intégrés Omnipac Inc./</u> <u>Omnipac Integrated Systems Inc.,</u> which distributes computer software systems	US	A	X				X		X			X
072. <u>Stivers Temporary Personnel of Canada, Inc./PAL Personnel</u> <u>Services Limited,</u> which provides temporary office personnel to businesses	US	A	X				X					X
073. <u>Texas Eastern Corporation/1) Grant Geophysical Ltd., 2)</u> <u>Air Drilling Services (International) Ltd., 3) Eastman</u> <u>Whipstock, Ltd. and 4) Northwest LPG Supply Ltd.,</u> 1) which conducts seismic surveys and provides computer processed seismic data to oil and gas companies, 2) which provides air drilling services to the oil and gas industry, 3) which provides directional drilling well surveying services for the oil and gas industry and 4) which buys and sells liquid propane gas	US	A			X	X	X		X		X	X
074. <u>The Dun & Bradstreet Corporation/1) A.C. Nielsen Company</u> <u>of Canada Limited-La Compagnie A.C. Nielsen du Canada</u> <u>Limitée and 2) Petro-Info Ltd., 1) which provides marketing</u> research, coupon clearing and media research services, and 2) which gathers and disseminates information about oil and gas exploration	US	A	X	X		X	X		X			X

Applicant/Acquiree and type of activity

075. <u>The Equitable Life Assurance Society of the United States/Calvin Bullock, Ltd.</u> , which provides investment management and advisory services to four Canadian mutual funds	US	A					X					X
076. <u>The M.W. Kellogg Company/Associated-Kellogg Ltd.</u> , which provides engineering, procurement, construction and project management services to the petroleum, petrochemical, mining and power generation industries	US	A	X	X			X		X		X	X
077. <u>Peter N. Thomson et al/Walsh Inc.</u> , which provides instrumentation, process control and automation services to the chemical, petroleum refining, mining and pulp and paper industries	NRC	A		X							X	X
078. <u>Titan Sports, Inc./Stampede Wrestling</u> , which promotes wrestling matches	US	A	X	X								X
079. <u>David Maxwell Tooley/Canadian Career Centre Ltd.</u> , which operates two secretarial schools	Austl	A	X	X		X		X				X
080. <u>Traveland Holidays Limited and Viva! Discovery Holidays Pty. Ltd./Transpacific Tours Limited</u> , which sells all-inclusive tour travel packages	Austl	A	X	X		X		X			X	X
081. <u>Tricom Systems Corporation/Automotive Dealer Services Inc. and ADS Computer Services Inc.</u> , which develop, produce and market packaged computer software for use by automotive dealerships	US	A	X	X		X		X		X		X
082. <u>Robert D. VanKempen et al/Four Seasons Hotels Limited (Inn On The Park Hotel)</u> , a 543-room luxury hotel	US	A		X				X			X	X
083. <u>Wendy's International, Inc./Wendy's Restaurants of Canada, Inc.-Les Restaurants Wendy du Canada Inc.</u> , which operates fast-food hamburger restaurants	US	A	X	X		X						X
084. <u>George S. Wenk/Pine Island Camp</u> , a wilderness tourist lodge	US	A	X	X		X						X
085. <u>Western Linen Supply Co. Ltd./Dollar Celaners (1972) Ltd.</u> , which provides dry cleaning and laundry services primarily to industrial customers	US	A		X					X		X	X
FISHING AND TRAPPING												
086. <u>Sea Farm (New Brunswick) Ltd./Ocean Products Inc. (Springdale Hatchery)</u> , which products salmon smolt	UK	A	X	X						X		X

Applicant/Acquiree and type of activity

099. <u>InterNorth, Inc./Andex Oil Co. Ltd.</u> , which explores for and produces oil and gas	US	A	x	x	x	x					x
100. <u>Peter Kontny/Chalice Mining Inc.</u> , which explores for metallic minerals	FRG	A		x	x						x
101. <u>Ladd Exploration Company/PPC Resources Inc.</u> , consisting of oil and gas properties in Alberta, British Columbia and Saskatchewan	US	A		x				x			x
102. <u>Petrorep (Canada) Ltd./Coral Petroleum-Canada, Inc. and Coral Petroleum Developments Ltd.</u> , which explore for, develop and produce oil and gas	Fr	A	x	x							x
103. <u>Schlumberger Canada Limited and Dow Chemical Canada Inc./Dow Chemical Canada Inc. (Dowell of Canada Division)</u> , which provides well cementing and stimulation services to the oil and gas industry and sells oilfield chemicals	US	A				x				x	x
104. <u>Schlumberger Limited/Southeastern Commonwealth Drilling Limited and 706 Drilling Co. Ltd.</u> , which owns and operates a semi-submersible drilling rig	US	A					x		x		x
105. <u>Sulmar Canada Ltd./Procor Limited</u> , consisting of its sulphur remelter and forming facilities located at Fort McMurray and Lynton, Alberta	US	A	x	x	x	x		x		x	x
106. <u>Talcs de Luzenac S.A./Talc B.S.Q. Inc.</u> , which mines soapstone and manufactures derived products	Fr	A	x	x	x	x		x	x	x	x
107. <u>Texaco Inc./1) Canadian Reserve Oil and Gas Ltd., 2) Getty Synthetic Fuels (Canada) Ltd., 3) 292542 Alberta Ltd., 4) Manito Pipeline Ltd., 5) Getty Mines, Limited, 6) Getty Minerals Company, Limited, 7) Getty Canadian Metals, Limited, 8) Getty Mining Northwest, Limited and 9) Getty Canadian Minerals Limited, 1), 2), 3) and 4) which explore for, develop and produce oil and gas and 5), 6), 7), 8) and 9) which explore for metallic minerals</u>	US	A		x			x		x		x
108. <u>The American Placer Company, Inc./Capital Dynamics Limited</u> , which owns two placer mining properties in the Yukon and has interests in other mineral exploration properties	Swe	A	x	x	x	x	x				x
109. <u>Union Carbide Corporation/Catalyst Technology (Canada) Ltd.</u> , which provides specialized material handling services for the oil refining and petrochemical industries	US	A	x	x	x			x			x
110. <u>United Mining Corporation/Silver Strike Resources Ltd. (N.P.L.)</u> , which is engaged in the exploration of oil, gas and metallic minerals	US	A		x	x			x			x

Applicant/Acquiree and type of activity

Food and Beverage Industries

111. <u>Central Soya Company, Inc./Victory Soya Mills Limited,</u> which is a processor of soybeans	US	A	x	x	x	x	x	x	x
112. <u>Coca-Cola Bottling Co. Consolidated/Wometco Newfoundland Limited,</u> which bottle, can and distribute soft drink beverages under the names Coca-Cola and associated products and Canada Dry	US	A	x	x	x				x
113. <u>Del Monte Corporation/Canada Dry Limited,</u> which processes and sells proprietary soft drinks, fountain syrups and soft concentrates	US	A	x	x		x			x
114. <u>Global Fisheries of America, Inc. and Global Fisheries Brokerage Limited/F.E. Cunningham & Sons Limited,</u> which harvests, processes and markets lobster and fresh whole fish	US	A	x		x	x			x
115. <u>IPS Industrial Promotion Services Ltd./Minto Industries Ltd. and Intercity Packers Ltd.,</u> which processes and distributes meat, fish and poultry products	Swi	A	x		x		x		x
116. <u>Laura Secord Limited/Dominion Candy Company Limited,</u> which manufactures confectionary products such as hollow and chocolate Easter bunnies, Easter eggs and candy canes	UK	A	x	x		x		x	x
117. <u>Maritime Fish Products, Inc./C.S.I. Fishermen's Co-Operative Ltd.,</u> which purchases, processes and sells fresh fish, salt fish and lobster	US	A	x		x	x	x		x
118. <u>Nestlé Enterprises Limited/Chipman Foods Corporation (R.B. Hayhoe Foods Company Division),</u> which blends and packages coffee	Swi	A	x	x		x	x		x
119. <u>Nestlé Enterprises Limited/Great Northern Artesian Spring Water Company Limited,</u> which packages and markets natural spring water	Swi	A	x	x	x	x	x	x	x
120. <u>Nestlé Holdings, Inc./1) Carnation Inc. and 2) Carnation Foods Company, Ltd.,</u> 1) which processes and sells evaporated milk, coffee whitener and dried foods and 2) which processes and markets frozen and dehydrated potatoes	Swi	A	x	x		x	x		x
121. <u>New Zealand Casing Company Limited/Independent Products (1979) Inc.,</u> which processes natural sausage casings	NZ	A			x	x	x	x	x
122. <u>Pepsi-Cola Canada Ltd./Seven-Up Canada Inc.,</u> consisting of its Bottling Division	US	A	x	x		x	x	x	x

Applicant/Acquiree and type of activity

123. <u>Pillsbury Canada Limited/1) Brights Foods Inc., 2) Londonderry Distributors Inc. and 3) Chipman Foods Corporation consisting of its Martins Food Company Division 1) which produces tomato juice and other juices/drinks 2) a subsidiary of Brights Foods Inc., 3) which processes apple juice and other juices/drinks.</u>	US	A				X		X		X
124. <u>Proctor & Gamble Inc./Crush Canada Inc., which manufactures soft drink concentrates</u>	US	A		X			X		X	X
125. <u>Robin Hood Multifoods Inc./Boulangerie Gadoua Ltée (Frozen Dough Division), which produces and sells frozen dough products and pita bread to the food service industry</u>	US	A	X	X	X	X	X			X
126. <u>Seven-Up Canada Inc./Pepsi-Cola Canada Ltd., consisting of its Bottling Divisions</u>	US	A		X	X		X	X		X
127. <u>Sierra Spring Water Company/Pure Water Industries Western Ltd. and Pro Water Industries, which produce and distribute bottled distilled water</u>	US	A	X		X		X			X
128. <u>Trebor Canada Inc./Bonbon Penny Jane Inc.-Penny Jane Candy Inc., which manufactures confectionery products</u>	UK	A	X	X						X
129. <u>Unilever Canada Limited/Norda International Limited, which manufactures and markets liquid and powdered flavours, spice oleoresins, essential oils, aromatic chemicals, pure vanilla extracts and fragrances</u>	UK	A	X	X	X	X	X	X		X
<u>Paper and Allied Industries</u>										
130. <u>Armstrong World Industries Canada Ltd./Canoxel Inc., which manufactures mineral fiber ceiling products</u>	US	A		X		X		X	X	X
131. <u>CHA Developments Corporation/St. Regis Paper Company (Canada) Limited, which is engaged primarily in the operation of a bleached sulphate pulp mill</u>	US	A	X	X				X		X
132. <u>Hilinox Packaging, Inc./MacMillan Bloedel Limited (Bag and Specialty Division), which manufactures paper bags</u>	Austl	A	X	X			X			X
133. <u>Kruger Inc./1) Bowater Newfoundland Limited, 2) The Bowater Power Company Limited and 3) Newfoundland Export & Shipping Company Limited, 1) which produces newsprint, 2) which owns and operates a hydro-electric power plant, and 3) which purchases and sells newsprint</u>	NRC	A		X		X	X	X		X
134. <u>O.P.C. Corporation/Glassine Canada Inc., which manufactures glassine paper as well as other greaseproof papers</u>	US	A		X				X	X	X

Applicant/Acquiree and type of activity

135. Ply-Gem Industries, Inc./Norman Marcus Inc., which imports and distributes vacuum cleaner bags US A x x x x x x x x
136. St. Mary's Paper Inc./Abitibi-Price Inc., consisting of its paper mill located at Sault Ste. Marie, Ontario US A x x x x x x x x x
137. Tann Papier Gesellschaft m.b.H. and Efke-Werke Fritz Kiehn GmbH/Tann Paper Ltd., which manufactures cigarette tipping paper Aus A x x x x x x x x x
138. The Mead Corporation/Packagemaster Limited, which manufactures and sells paperboard cartons to bottlers of soft drinks and beer US A x x x x x x x x x

Printing, Publishing and Allied Industries

139. Gulf & Western Industries, Inc./1) Coronet Instructional Media Ltd. and 2) Belwin-Mills Publishing Corp. (Canada) Ltd., 1) which distributes educational films and video products and publishes and distributes textbooks and 2) which distributes sheet music US A x x x x x x x x x
140. New SFN Corp. and SFN Companies, Inc./GLC Publishers Limited/ Les Editeurs GLC Limitée, which publishes Canadian authored school texts and distributes educational books and materials US A x x x x x x x x x
141. Pegatex Inc./Key Distributing Company Limited and Key Advertising Service Limited, which provide marketing services to the direct mail industry US A x x x x x x x x x

Primary Metal Industries

142. Elkem Metal Canada Inc./Union Carbide Canada Limited (Metals Division), which manufactures manganese and silicon ferroalloys Nor A x x x x x x x x x
143. The LTV Corporation/Union Drawn Steel Company, Limited, which produces cold finished carbon and alloy steel bars US A x x x x x x x x x

Metal Fabricating Industries (except Machinery and Transportation Equipment Industries)

144. Acme Holding Corporation/Acmetrack Limited, which manufactures and distributes sliding and folding door assemblies, closet organizers and door accessories US A x x x x x x x x x
145. Acme-Cleveland Corporation/Communications Technology (Canada) Ltd., which manufactures cable splice closures, bonding compounds voltage detectors and miscellaneous tools US A x x x x x x x x x

Applicant/Acquiree and type of activity

146. <u>Anamet Inc./Anaconda Canada Exploration Ltd.,</u> which manufactures flexible metal hose and plastic covered flexible conduit for the domestic construction and machinery manufacturing industries	US	A	x	x	x	x	x			x
147. <u>Anvil Products, Inc./Dickers Valves of Canada Ltd.,</u> which manufactures valves and valve parts	US	A								x
148. <u>CAM Industries, Inc. and 119375 Canada Inc.,</u> which manufactures and sells high voltage electrode boilers	US	A	x		x	x	x	x		x
149. <u>Combustion Engineering, Inc./Jamesbury Canada Ltd.,</u> which manufactures double-seal ball valves, butterfly valves, on-off and throttling control valves and valve actuators	US	A	x	x		x	x	x	x	x
150. <u>Dayton Superior Corporation/1) Cogan Wire & Metal Products (1974) Ltd. and 2) Superior Concrete Accessories, Canada Ltd.,</u> 1) which manufactures light-duty concrete form hardware and accessories used primarily in residential and commercial construction, and 2) which manufactures heavy-duty concrete form hardware and accessories used primarily in the construction of bridges and dams	US	A	x		x		x			x
151. <u>Driehoek Investments B.V. and William B. Thomson & Associates Inc./Solartech Limited,</u> which designs, manufactures and installs solar heating products and provides consulting services on solar heating	SAr	A	x	x	x	x	x	x	x	x
152. <u>Ekco Housewares, Inc./Ekco Canada Inc.,</u> which manufactures non-electrical houseware products and industrial bakery products	US	A	x	x	x	x		x		x
153. <u>Emco Limited/Waltec Enterprises Ltd.,</u> which manufactures plumbing fixtures and fittings	US	A	x	x	x	x		x	x	x
154. <u>Fisher Controls International, Inc./Posi-Seal Limited,</u> which manufactures and distributes high performance trunnion valves and auxiliary components	US	A					x			x
155. <u>Hillenbrand Industries, Inc./Medco Security Locks Canada, Limited,</u> which assembles and distributes security locks and locking devices	US	A	x	x	x	x	x			x
156. <u>Joy Manufacturing Company (Canada) Limited/ACF Canada Limited (W-K-M Division),</u> which manufactures and sells gate valves and ball valves for use in the petroleum industry	US	A	x	x	x					x

Applicant/Acquiree and type of activity

157. <u>Knoll International, Inc./1) O.S.C. Partitions Ltd. /Les Cloisons O.S.C. Ltée, 2) O.S.C. Architectural Doors Ltd./ O.S.C. Portes Architecturales Ltée and 3) O.S.C. Veneers Ltd./Placage O.S.C. Ltée, 1) which manufactures and sells partitions, 2) which manufactures doors and 3) which, until mid-July, manufactured and sold veneers to O.S.C. Architectural Doors Ltd.</u>	US	A	x	x	x					x
158. <u>Leggett & Platt, Incorporated/Northfield Metal Products Ltd., which manufactures chair control devices and chair bases for sale to furniture manufacturers</u>	US	A	x			x		x		x
159. <u>Lilly Industrial Coatings, Inc./Almatex Limited, which formulates, manufactures and sells industrial coatings</u>	US	A					x	x	x	x
160. <u>Luxo-Lamp Ltd./Data Accessories Corporation Inc., which assembles and markets office accessories and distributes computer-care chemicals</u>	Nor	A	x	x	x	x	x			x
161. <u>Mueller, Ltd./Tri-Canada Inc., which manufactures stainless steel tanks, vessels, fittings, valves, pipeline systems, pumps, kettles and heat exchangers for the food, cosmetics, pharmaceutical and beverage industries</u>	US	A	x	x		x		x		x
162. <u>Roosevelt Building Products Co. Inc./Coldform Industries Ltd., which manufactures metal formed panels for pre-engineered buildings</u>	US	A	x		x	x				x
163. <u>Simpson Hardware Co., Inc./Dominion Lock Company Ltd./ Compagnie Dominion Lock Ltée, which manufactures and sells key blanks, key duplicating machines, locksmith supplies and commercial and residential locks and hardware</u>	US	A	x	x		x		x		x
164. <u>Stanton Pipes Limited/Concord-Daigle Inc., which manufactures fire hydrants and pipe fittings</u>	UK	A	x	x		x	x			x
165. <u>Todd Combustion Limited/Simon-Day Ltd. (CEA-Canada Division), which designs, manufactures and sells efficient, low-pollutant burners and control systems for all types of fossil fuel combustion at low excess air levels</u>	UK	A	x	x	x	x	x	x		x
166. <u>Vagle Technology, Inc./S.C.I. Coatings Limited, which applies hard coatings to carbide and steel tools and tooling</u>	US	A	x	x	x				x	x

Machinery Industries (except Electrical Machinery)

Applicant/Acquiree and type of activity

167. <u>Agmet Canada Corporation/1) Abbatec Ltd., 2) Abbatec South Ltd. and 3) Maritime Metals Services Ltd., 1) which manufactures and leases electrolytic silver recovery units, 2) and 3) which lease electrolytic silver recovery units to hospitals and graphic art companies</u>	US	A	x	x			x		x		x
168. <u>Ahlmarks Bransle A.B. et al/Cantherm Heating Limited, which manufactures residential and commercial heat pumps</u>	Swe	A	x	x		x			x		x
169. <u>Allied Automation, Inc., which manufactures packaging machinery</u>	US	D									
170. <u>Allied Automation, Inc./Damark Packaging Inc., which manufactures packaging machinery</u>	US	A	x		x	x	x	x	x	x	x
171. <u>American Standard Inc./Trane Company of Canada, Limited, which manufactures, imports and distributes commercial air-conditioning equipment and controls</u>	US	A							x		x
172. <u>Berwind Corporation/Elastometal Limited, which manufactures and distributes expansion joints and bearings</u>	US	A	x		x	x		x	x		x
173. <u>Clyde Industries Limited/Ralph McKay (Canada) Limited, which manufactures components for agricultural equipment</u>	Austl	A	x	x	x	x	x			x	x
174. <u>Continental Stud Welding Ltd./KSM Canada Ltd., which manufactures and sells stud welding equipment, fasteners and related products</u>	US	A		x	x	x	x				x
175. <u>Carey Crutcher/Unit Rig & Equipment Company of Canada, Ltd. (Proline Pipe Equipment Division), which rents and services pipeline construction equipment</u>	US	A	x	x	x	x	x		x	x	x
176. <u>Dresser Canada, Inc./Worthington Canada Inc., which manufactures and distributes process control equipment, principally butterfly and ball valves</u>	US	A	x	x							x
177. <u>Ecolaire Prime Inc./Ecolaire Canada Ltd., which manufactures valves, industrial fans and steel mill rolling and handling equipment</u>	US	A				x	x	x		x	x
178. <u>Filtersoft (1973), Limited/Marley Canadian Inc. (Swimquip Division), which manufactures pumps, filters and water filtration equipment for the residential swimming pool market</u>	US	A	x	x	x	x	x				x
179. <u>General Electric Company/Reuter-Stokes Canada Ltd., which manufactures self-powered neutron detectors and mineral insulated cable for use by the nuclear industry</u>	US	A				x			x		x

Applicant/Acquiree and type of activity

180. <u>Hercules Canada Inc./Midland-Ross of Canada Limited</u> , which custom designs, manufactures and erects complete systems for the pulp and paper industry	US	A	x			x						x
181. <u>LTV Energy Products Company Limited/Dura Products Ltd.</u> , which manufactures subsurface reciprocating pumps and fittings used to lift oil from the bottom of oil wells	US	A	x	x	x	x		x		x		x
182. <u>Minstar, Inc./Cherco Compressors, Ltd.</u> , which manufactures and sells customized compressor systems for a variety of natural gas applications, including production and distribution	US	A	x	x	x	x				x		x
183. <u>North American Investments Properties Inc./Subsea Technology Limited</u> , which manufactures, tests and services blow-out preventers used by the oil and gas industry	Fr	A	x	x	x		x	x	x	x	x	x
184. <u>Pacific Saw and Knife Company/R. Hoe Canada, Inc.</u> , which manufactures bandsaws for the wood products industry	US	A	x	x	x	x	x					x
185. <u>Pentair, Inc./Rockwell International of Canada Ltd.</u> , which manufactures and sells light and heavy-duty stationary power tools	US	A	x	x		x		x				x
186. <u>Raute Oy/Durand Machine Company Ltd.</u> , which designs and manufactures wood processing equipment for the production of plywood and other wood-based products from softwood lumber	Fin	A				x		x	x	x		x
187. <u>Reed Tool Company/ACC Diamond Products Ltd.</u> , which manufactures, sells and rents diamond drill bits, diamond core bits, core barrels and stabilizers for the oil and gas industry	US	A		x		x	x	x				x
188. <u>Scapa Group North America Ltd.-Scapa Group North America Ltée/Perma-Flex, Inc.</u> , which manufactures industrial polyvinyl chloride ink rollers for the printing industry	UK	A	x	x		x	x		x			x
189. <u>Sequoia/Timberjack, Inc./Eaton Yale Ltd.</u> , which manufactures off-road vehicles used in forest harvesting operations	US	A	x		x	x	x					x
190. <u>Southwest Chemical Services International, Inc./538930 Ontario Limited</u> , which manufactures extruder screens	US	A			x		x					x
191. <u>Specialty Equipment Companies, Inc./Bloomfield Industries Canada Limited and World Dryer Co. Limited</u> , which manufactures hand dryers and commercial hair dryers	US	A		x	x		x					x

Applicant/Acquiree and type of activity

192. <u>Templeton, Kenly & Co./Miller Fluid Power (Canada) Ltd.</u> , which manufactures, markets and services hydraulic and pneumatic cylinders, valves, controls, power units and related fluid power products	US	A	x	x	x	x	x	x	x
193. <u>Tenneco Inc./International Harvester Canada Limited</u> , which manufactures agricultural equipment	US	A				x		x	x
194. <u>Textron Canada Limited/Argosy Bearings Limited</u> , which manufactures unground ball bearings	US	A	x	x		x			x
195. <u>Vulcan-Hart Canada Inc./Foster Refrigerator of Canada Ltd.</u> , which manufactures commercial refrigerators, freezers and prefab insulated panels for warehouse refrigerators and freezers	US	A	x	x				x	x
196. <u>Vulcan-Hart Corporation/Deltarex Canada Inc.</u> , which manufactures commercial food service equipment including commercial appliances	US	A	x	x	x	x	x	x	x
<u>Transportation Equipment Industries</u>									
197. <u>538856 Ontario Ltd./Highway Stamping (Windsor) Limited</u> , which manufactures and sells metal stampings	FRG	A	x	x	x	x	x	x	x
198. <u>American Seating Company/Redlaw Industries, Inc. (Otaco Transportation Seating Division)</u> , which manufactures and sells seats and associated products for transit and transportation vehicles	US	A		x	x	x		x	x
199. <u>Appinnine Pty Ltd./Avions Pierre Robin Inc.</u> , which manufactures, services and sells aircraft	Austl	A	x	x	x	x	x	x	x
200. <u>Clark Equipment Company/Euclid Canada Limited</u> , which imports, manufactures and sells large off-highway trucks used in the construction, mining and quarrying industries	US	A	x		x			x	x
201. <u>Dresser Canada, Inc./Wabco-Standard Inc. (Wabco Equipment of Canada Division)</u> , which manufactures heavy duty off- highway trucks	US	A	x	x		x			x
202. <u>Hercules Canada Inc./Industries PPD Inc.</u> , which manufactures reaction injected molded body and structural components for recreational vehicles, agricultural tractors and lawn garden equipment	US	A	x	x		x		x	x
203. <u>I.C. Holding Company, Inc./ACF Canada Limited</u> , which manufactures automotive components such as fuel pumps and air management valves	US	A	x	x	x				x

Applicant/Acquiree and type of activity

204.	<u>Indian Head Industries, Inc./Wells Corporation Limited</u> (Detroit Gasket-Canada Division), which manufactures products for the original equipment automotive market	US	A	x	x	x	x	x	x	x
205.	<u>KMI Continental Inc./The Continental Group of Canada, Inc.</u> , a holding company	US	A					x		x
206.	<u>Lear Siegler, Inc./Starcraft Recreational Products Limited</u> which manufactures and distributes fold-down camping trailers, truck campers, specialized vehicles and aluminum and fiberglass pleasure boats	US	A		x	x	x	x		x
207.	<u>Onan Corporation/Newage Equipment Limited</u> , which imports and distributes alternators, accessories and related parts	US	A			x		x		x
208.	<u>Redpath Industries Limited/Donlee Manufacturing Industries Limited</u> , which manufactures sun visors, blow-moulded plastic products, foam-filled products, as well as certain components for Candu reactors and Cannon carriage axles	UK	A	x	x			x		x
209.	<u>Renault Holdings S.A./1) Mack Canada Inc. and 2) Mack Financial (Canada) Ltd.</u> , 1) which manufactures and sells heavy-duty trucks, truck tractors and truck replacement parts, and 2) which finances the purchase of vehicles sold by Mack Canada Inc.	Fr	A	x		x			x	x
210.	<u>The Armstrong Rubber Company/Blackstone Industrial Products Ltd.</u> , which manufactures automotive radiators and heater cores	US	A	x					x	x
211.	<u>Spalding & Evenflo Companies, Inc./1) Spalding Canada, Inc. and 2) Evelflo Canada, Inc.</u> , 1) which finishes and packages golf balls and assembles golf clubs, and 2) which imports infant feeding products	Ven	A	x	x	x		x		x
212.	<u>Standard Products (Canada) Limited/1) P.V. Trim Limited and 2) Rim Trim Inc.</u> , 1) and 2) which manufacture plastic automotive trim products	US	A	x	x	x	x		x	x
213.	<u>TRW Canada Limited/Firestone Canada Inc. (Decor Metal Products Division)</u> , which manufactures components for passenger restraint systems used in cars and trucks	US	A	x	x			x	x	x
<u>Electrical Products Industries</u>										
214.	<u>600729 Ontario Limited/Opal Manufacturing Co. Limited</u> , which manufactures and services postage stamp dispensing machines, timers and postage stamp cancelling equipment	US	A	x	x	x	x	x	x	x

Applicant/Acquiree and type of activity

215. <u>Canadian Marconi Company/Philips Electronics Ltd.</u> (Telecommunications Division), which designs, manufactures, and services ground-based navigational aids	UK	A	x	x		x		x	
216. which develops and markets packaged business software programs <u>Computer Associates Canada Ltd./Basic Software Group, Inc.,</u>	US	D							
217. <u>Dynamics Corporation of America/Dale Electronics Ltd.,</u> which manufactures wirewound and metal film resistors for the electronics industry	US	A	x	x	x		x		x
218. <u>General Motors of Canada Limited/Diffracto Limited,</u> which manufactures non-contact machine vision sensors and systems based on laser and optical techniques	US	A	x	x		x		x	x
219. <u>Guthrie Canadian Investments/Western Controls Inc.,</u> <u>Advanced Electronic Systems Limited, Modular Process Systems</u> <u>Limited and Wescon Control & Electronic Systems Inc.,</u> which manufacture custom-designed electronic control systems and panels for industrial applications	Mal	A	x	x	x	x	x		x
220. <u>Legrand S.A./Pass & Seymour Canada Inc.,</u> which manufactures and distributes electrical wiring devices and components	Fr	A	x				x	x	
221. <u>Litton Systems Canada Ltd./Data Images Inc.,</u> which develops and manufactures liquid crystal displays, primarily for telecommunications, marine and industrial equipment	US	A	x	x	x	x		x	x
222. <u>Measurex Inc./M.D.D.C. Systems Ltd./M.D.D.C. Systèmes Ltée,</u> which custom designs manufacturing control systems for the pulp and paper industry	US	A	x	x		x	x	x	x
223. <u>ROV Holding, Inc./Rayovac Canada Inc.,</u> which manufactures dry cell batteries and battery powered lighting devices	US	A				x		x	x
224. <u>Raychem (Canada) Ltd./Halpen Engineering (1978) Limited,</u> which manufactures electric surface heating systems	US	A	x	x	x	x		x	x
225. <u>Regal Ware, Inc./Laurentide Housewares Ltd.,</u> which manufactures cookware and pantryware	US	A		x	x	x	x		x
226. <u>Safeway Products Inc./Jay-Vee Waterbed Heaters Limited,</u> which manufactures and distributes products for the waterbed industry including heaters, heater pads and related items	US	A	x	x	x	x	x		x
227. <u>Thyssen-Bornemisza Inc./Olman Instruments Limited,</u> which manufactures and markets electrical test and measurement equipment	Swi	A	x	x	x	x	x	x	x

Applicant/Acquiree and type of activity

228. <u>Webcor Electronics, Inc./Repcor Radio Canada Ltd., which distributes and services two-way radio equipment and related accessories</u>	US	A	x	x	x			x		x
229. <u>Westinghouse Canada Inc./McGraw-Edison Limited, which manufactures distribution transformers</u>	US	A	x		x	x				x
230. <u>Westinghouse Canada Inc./GPR Industries Ltd., which is an electric motor repair operation</u>	US	A	x	x	x			x		x
<u>Non-Metallic Mineral Products Industries</u>										
231. <u>B & P Custom Building Products, Inc. and Crest Cements of Canada Limited/Crest Cements of Canada Limited, which manufactures thin-set cement, mortars and grouts for the ceramic tile industry</u>	US	A	x	x		x	x		x	x
232. <u>Chiranjiv S. Benegal/Atlantis Interiors Inc., which manufactures kitchen and bathroom furnishings</u>	Sur	A	x	x	x					x
233. <u>Empro Manufacturing Inc./Empire Maintenance Industries Inc., which manufactures abrasive fiber materials in bulk form</u>	US	A	x	x	x	x		x		x
234. <u>Indal Limited/Lamilite Limited, which produces laminated glass and laminated glass products</u>	UK	A	x	x		x	x			x
235. <u>Potters Industries Ltd./Canasphere Industries Limited, which manufactures reflective glass beads</u>	US	A	x	x	x	x	x	x	x	
236. <u>The Harshaw Chemical Company and Filtrol Corporation/ 1) Harshaw Chemical of Canada, Ltd. and 2) Pembina Mountain Clays Incorporated, 1) which manufactures industrial chemicals used in the electroplating of metals, and 2) which mines and processes calcium bentonite clay</u>	US	A	x	x					x	x
<u>Chemical and Chemical Products Industries</u>										
237. <u>CBI Industries, Inc./Liquid Carbonic Inc., which manufactures carbon dioxide in solid and gaseous forms, industrial gases and medical gases</u>	US	A		x				x		x
238. <u>Consolidated Foods Corporation of Canada Ltd./Kiwi Polish Company (Canada) Limited, which manufactures shoe care products, hand cleaners, sanitation products and ski waxes</u>	US	A	x	x	x		x	x		x
239. <u>Dyno Industrier A.S./Ireco Canada Inc., which manufactures explosives and aluminum granules for industrial applications</u>	Not	A		x	x			x	x	x

Applicant/Acquiree and type of activity

240.	<u>Fibreglas Canada Inc./Victomix Inc., which produces flexible membranes for waterproofing dams, roads and bridges</u>	US	A	x		x		x					x	
241.	<u>Fort Howard Paper Company and D.D. Bean & Sons Co./1) Strike Rite Matches Limited and 2) Premier Matches Ltd., 1) which manufactures paperbook matches and 2) which markets the matches produced by Strike Rite</u>	US	A		x			x	x				x	x
242.	<u>Foseco Minsep plc/Gibson-Homans of Canada Ltd., which manufactures roof coatings, caulking compounds, wall covering adhesives and related products</u>	UK	A	x	x		x						x	x
243.	<u>Henkel Chemicals (Canada) Ltd.-Produits Chimiques Henkel (Canada) Ltée/Canadian Adhesives Limited-Adhesifs Canadiens Limitée, which manufactures adhesives, sealants, caulking and roofing and flooring compounds</u>	FRG	A	x	x			x				x	x	x
244.	<u>Robert E. Karns/Lawrason's Chemicals Ltd., which manufactures and distributes specialty and basic chemical products primarily for industrial and commercial applications</u>	US	A	x	x			x					x	x
245.	<u>McGregor Corporation/Fabergé of Canada Limited, which manufactures, packages and markets perfumes, toiletries, fragrances and related consumer products</u>	US	A	x	x			x	x				x	x
246.	<u>PW Pharmacial, Inc. and Novocol Chemical Manufacturing Company, Inc./Novocol Chemical Manufacturing Company of Canada Limited, which manufactures dental anesthetic products</u>	US	A	x	x		x		x	x			x	x
247.	<u>Plastic Specialties and Technologies, Inc./Wilson Fiberfil Inc., which manufactures specialty plastics and related compounds</u>	US	A	x	x		x		x	x				x
248.	<u>Pluess-Staufier A.G./Industrial Fillers Ltd., which extracts processes and distributes calcium carbonate products</u>	Swi	A	x	x		x		x	x			x	x
249.	<u>Reichhold Chemicals, Inc./Reichhold Limited, which manufactures and distributes synthetic resins</u>	US	A	x	x			x					x	x
250.	<u>Sandoz United States, Inc./Zoecon Industries Limited, which imports and/or manufactures and distributes "Starbar" pest control products</u>	Swi	A	x			x			x				x
251.	<u>The Sherwin-Williams Company/Dupli-Color Canada Limited/Limitée, which manufactures aerosol spray paints</u>	US	A	x	x		x			x				x

Applicant/Acquiree and type of activity

264.	<u>Newell Industries Canada Inc./1) National Painter Products Limited, 2) National Machine Products Limited and 3) National Profit Group Limited, 1) which manufactures primarily paint rollers; 2) a metal stamping and forming firm and 3) which leases equipment to National Machine Products Limited</u>	US	D							
265.	<u>Nystone Chemicals Ltd./Therapex Inc., which manufactures and distributes barium sulfate diagnostic imaging products and manufactures cosmetics and pharmaceuticals</u>	US	A	X	X	X	X		X	X
266.	<u>Perez Inc./Mason & Risch Limited, which assembles and distributes pianos</u>	US	A	X		X		X		X
267.	<u>R.A.B. Holdings, Inc./Whitman Golden Limited, which manufactures and distributes games, puzzles, crafts and coin collecting supplies and produces and publishes children's books and French language books</u>	US	A	X	X		X		X	X
268.	<u>Sovereign Inc./1) Sovereign Inc. and 2) Gillcraft Jewellery Ltd., 1) which manufactures finished jewellery, and 2) which wholesales jewellery</u>	US	A	X	X		X	X	X	X
269.	<u>Sunrise Medical Inc./W.R. Breen (Canada) Limited, which manufactures and markets mechanisms for electric lift chairs, grab and other tubular products for the health care industry</u>	US	A	X	X	X	X		X	X
270.	<u>Universal Acquisition Co./Universal Fasteners Ltd., which manufactures snaps, rivets, buttons, hooks and eyes for trouser and jacket manufacturers and closure devices for book folder manufacturers</u>	US	A		X	X		X	X	X
271.	<u>Vickers International Ltd./Bausch & Lomb Canada Inc., which manufactures scanning electron microscopes and accessories</u>	UK	A	X			X		X	X
<u>Rubber and Plastics Products Industries</u>										
272.	<u>2164-2269 Québec Inc./Produits Chimiques Potton Ltée, which manufactures styrene polymers</u>	US	A							X
273.	<u>Angern GmbH & Co. Kg/Bendies Forms Inc. - Les Formes Bendies Inc., which manufactures sound insulation for the automobile industry, orthopedic casts as well as busts and manikin dolls for display purposes</u>	FRG	A	X	X	X	X	X		X
274.	<u>Brockway, Inc./Ethyl Imco, Inc., which manufactures plastic bottles</u>	US	A			X		X		X

Applicant/Acquiree and type of activity

275. <u>Goodyear Tire and Rubber Company/Air Treads of Canada Limited</u> , which provides aircraft tire re-treading, as well as aircraft wheel and brake repair service	US	A	x	x	x	x				x
276. <u>Harvey Hubbell Canada Inc./Highland Manufacturing Company Limited</u> , consisting of its electric outlet box manufacturing business	US	A	x	x	x	x				x
277. <u>M. Eugene Carlisle, Jr. and F. Patrick Kozbelt/Permal (Canada) Limited</u> , which engineers and manufactures dielectric and other related products	US	A	x	x	x	x				x
278. <u>MSH Incorporated/Spaulding Fibre of Canada Limited</u> , which manufactures and distributes industrial plastic and vulcanized fibres, electrical insulation paper and fibre board	US	A	x	x	x	x	x	x		x
279. <u>Ropak West Inc./Capilano Plastics Co. Ltd.</u> , which manufactures and sells plastic containers for the food industry	US	A	x	x	x	x				x
280. <u>Stowe-Woodward Inc./Uniroyal Ltd.-Uniroyal Ltée</u> , a roll covering business	UK	A		x	x				x	x
281. <u>Suunto Incorporated/Fitz-Wright Manufacturing Ltd. and Glenn Sine Fishing Ltd.</u> , which manufactures and sells exposure apparel for water sports and offshore marine applications	Fin	A		x		x	x			x
282. <u>The Fluorocarbon Company/Universal Seal Co., Ltd.</u> , which manufactures and sells polyurethane sealing devices for hydraulic and air cylinders	US	A	x	x	x	x				x
<u>Leather Industries</u>										
283. <u>Jostens Inc./Hazel Manufacturing Company, Ltd.</u> , which manufactures and sells vinyl and leather products such as luggage, portfolios, briefcases and related items	US	A	x	x	x	x				x
284. <u>Arthur Simonian et al/Renwick of Canada Inc.</u> , which manufactures and distributes leather goods	US	A	x	x		x			x	x
<u>Textile Industries</u>										
285. <u>562515 Ontario Limited and 562516 Ontario Limited/Trans-Canada Draperies Inc.</u> , which manufactures and retails draperies, blinds, bedspreads, comforters and sheets	Mex	A	x	x						x
286. <u>64332 Manitoba Ltd./Knit-Rite Mills Ltd.</u> , which manufactures men's and women's knitted sweaters	UK	A		x	x	x			x	x

Applicant/Acquiree and type of activity

287. <u>Amoco Fabrics Ltd.-Les Tissus d'Amoco Ltée/Celanese Canada Inc. (Polypropylene Division)</u> , which manufactures polypropylene filament yarns and staple fibres	US	A		X	X			X	X	X
288. <u>Bell Tootal Inc./Fils Reliable Inc.-Reliable Threads Inc.</u> , which manufactures and distributes sewing thread	UK	A	X		X			X		X
289. <u>Burlington Canada Inc./Leedye Inc.</u> , which provides commission dyeing and finishing services for tricot manufacturers	US	A	X	X	X	X			X	X
290. <u>Collins & Aikman Inc./Borg Textiles Inc.</u> , which manufactures knitted pile fabrics	US	A		X		X			X	X
291. <u>Thomas W. Storm, John F. Storm and Edward H. Miller III/Trench Manufacturing Company</u> , which manufactures and distributes sports related items such as felt pennants, celluloid badges and plastic caps/helmets	US	A	X	X	X					X
392. <u>The Vollrath Company/1) North Sails Fogh Limited and 2) North Sails (Canada) Limited</u> , which manufacture and distribute custom-made racing sails	US	A			X	X	X		X	X

Clothing Industries

293. <u>Blue Bell Holding Company, Inc./1) Blue Bell Canada Inc. and 2) Jantzen Canada Inc.</u> , 1) which manufactures jeans, westernwear, sportswear and underwear, and 2) which manufactures swimwear, sweaters and sportswear	US	A	X	X	X		X	X	X	X
294. <u>Northwest Industries, Inc./Harvey Woods Limited</u> , which manufactures underwear, hosiery, sportswear and imprinted T-shirts	US	A		X		X		X	X	X
295. <u>Smith & Nephew Associated Companies plc/Affiliated Medical Products Limited</u> , which manufactures surgical gloves and imports and sells surgical and medical supplies	UK	A	X	X	X	X				X
296. <u>Vantona Viyella plc/Consoltex Canada Inc.</u> , which, through its two subsidiaries, manufactures nylon and polyester fabrics, draperies and bedspreads	UK	A		X		X		X	X	X

Wood Industries

297. <u>Octanorm-Vertriebs-GmbH, Hans-Herman Bruder and Hans Staeger/Octanorm Canada Limited</u> , which imports and distributes building elements for booths and displays used at congresses and exhibitions	FRG	A	X	X	X	X				X
---	-----	---	---	---	---	---	--	--	--	---

Applicant/Acquiree and type of activity

298. <u>Wayne Group Inc./Cyanamid Canada Inc. (Formica Division),</u> which manufactures and sells laminate products	US	A	x	x		x					x
299. <u>Webb Canada, Limited/Wingrill, Inc.,</u> which manufactures and distributes wood window grilles	US	A	x	x			x				x
<u>Furniture and Fixture Industries</u>											
300. <u>129648 Canada Inc./1) Litton Canada Inc. and 2) its Standard</u> <u>Desk Division,</u> 1) which manufactures and distributes metal office furniture, and 2) which manufactures and distributes office wood desks and chairs	US	A	x			x	x			x	x
301. <u>INTERCO INCORPORATED/Berkline Inc.,</u> which manufactures and distributes upholstered furniture	US	A	x			x			x		x
302. <u>Miroirs Bassett du Canada Ltée/Bassett Mirror of Canada Ltd./</u> <u>Les Industries Roy Ltée/Roy Industries Ltd.,</u> which manufactures metal frames for tables, chairs and shelves	US	A	x	x		x			x	x	x
303. <u>New Able Holding Corporation/1) Ames Taping Tools of Canada,</u> <u>Ltd. and 2) Faultless-Doerner Manufacturing Inc.,</u> 1) which rents, sells and services automatic taping tools, and which manufactures metal chair bases and controls for use on metal chairs	US	A				x			x		x
304. <u>Newell Industries Canada Inc./1) Modern Plating Co. Limited</u> <u>and 2) Lilo-Rail of Canada Limited,</u> which manufactures drapery hardware and 2) which distributes the products manufactured by Modern Plating Co. Limited	US	A	x	x		x			x		x
305. <u>TMWZ Holdings Limited/Universal Furniture Industries</u> <u>Canada Ltd. and Universal Furniture Industries Ltd.,</u> which import, assemble and distribute wooden dining room furniture	Sing	A	x	x							x
306. <u>Wilfred Karlton Furniture Company, Inc./Philips Electronics Ltd.,</u> which manufactures and markets wooden furniture and related accessories	US	A	x	x					x		x
CONSTRUCTION INDUSTRY											
307. <u>Asplundh Utility Services Ltd./Wharram Tree Service Ltd.,</u> which provides vegetation management services	US	A	x	x		x			x		x
308. <u>Dillingham Construction Ltd. and G.A. Read et al/Delta</u> <u>Projects Limited,</u> which designs and constructs production and processing facilities for the oil and gas industry	US	A	x	x				x	x	x	x

Applicant/Acquiree and type of activity

309.	<u>George Wimpey Canada Limited and Wimpey Western Limited/</u> <u>1) Harnden & King Construction (Ontario) Limited and 2)</u> <u>D.L. King and Associates Limited,</u> 1) which is engaged in road construction and the production of aggregates and hot-mix asphalt, 2) which leases its properties and sells aggregates to Harnden	UK	A	x	x			x		x
310.	<u>Honeywell Amplitrol Inc./Hamilton Automatic Alarm Systems</u> <u>Ltd.,</u> which installs and provides a monitoring service for alarm systems	US	A		x	x		x	x	x
311.	<u>KONE Corporation/F.X. Drolet Inc. (Elevator Division),</u> which repairs and maintains elevator systems	Fin	A	x	x	x		x	x	x
312.	<u>Schindler Armor Elevator Limited/Bate Equipment Ltd.</u> <u>and Bate International Services Ltd. (Armor Elevator</u> <u>Alberta),</u> which installs and services elevators	Swi	A	x		x		x	x	x
313.	<u>Schindler Armor Elevator Limited/Ascenseur Abec Inc.,</u> which installs and services elevators	Swi	A	x					x	x
314.	<u>Zanen Verstoep N.V. and Marwell Dredging Ltd./Canadian</u> <u>Dredge and Dock Company Limited and Canadian Subaqueous</u> <u>Pipelines Ltd.,</u> which provide dredging and related services	Ne	A		x	x		x	x	x
TRANSPORTATION, COMMUNICATION AND OTHER UTILITIES										
315.	<u>266936 B.C. Ltd./Custom Couriers Services Ltd.,</u> which provides small package and document delivery services	US	A	x	x	x			x	x
316.	<u>Browning-Ferris Industries Ltd./Peterborough Disposal</u> <u>Systems Ltd.,</u> which collects and disposes of industrial and commercial waste	US	A		x	x		x		x
317.	<u>Browning Ferris Industries Ltd./Usine de Triage Lachenaie Inc.,</u> which operates solid waste sanitary landfill sites	US	A	x	x	x			x	x
318.	<u>Chemical Waste Management, Inc./Syntath Limited,</u> which disposes of laboratory chemicals and pathological waste	US	A	x	x	x		x	x	x
319.	<u>Hudson General Aviation Services Inc./Innotech Aviation</u> <u>Limited (Aircraft Ground Services Division),</u> which provides refuelling and ground-handling services to corporate and private aircraft	US	A	x	x	x		x		x
320.	<u>National Intergroup, Inc. and Nippon Kokan K.K./Carryore Ltd.,</u> which transports primarily iron ore	Jpn	A	x		x				x

Applicant/Acquiree and type of activity

321. <u>Norfolk Southern Corporation/1) North American Van Lines Canada Ltd., 2) Coldlake Moving & Storage Limited, 3) Star Storage Ltd, 4) Westmount Moving and Warehousing Ltd. and 5) Curry Moving & Warehousing Ltd., 1) which provides a national network for the long distance movement of households goods and 2), 3), 4) and 5) which transport household goods in Canada</u>	US	A	x	x	x	x	x	x
322. <u>Pacific Molasses Company/Bettendorf, Limited, which owns and operates a pleasure boat on Lake of the Woods</u>	UK	A						x
323. <u>Roadway Services, Inc./Harkema Express Lines Limited, which provides long distance transportation services</u>	US	A		x	x	x		x
324. <u>TNT Canada Inc./Wesbell Transport Ltd., which is involved in the rigging, installation, dismantling, storage and carriage of electronic and electrical devices and equipment</u>	Austl	A		x			x	x
325. <u>The Hanna Mining Company/Nipigon Transport Ltd., which operates bulk cargo vessels on the Great Lakes and St. Lawrence Seaway</u>	US	A						x
326. <u>Tricil (Sarnia) Limited/Syntath Limited and Alero Chemicals Limited, which recovers, recycles and disposes of industrial wastes</u>	UK	A	x	x	x		x	x
327. <u>Waste Management, Inc./Sanitary Refuse Collectors Inc., which is engaged in waste collection</u>	US	A		x			x	x
328. <u>Wesray Services, Inc./Atlas Van Lines (Canada) Ltd., which transports household furniture</u>	US	A					x	x
WHOLESALE AND RETAIL TRADE								
329. <u>A.R.A. Manufacturing Company of Delaware, Inc./A.R.A. Automotive Accessories, Inc., a wholesale distributor of automobile sound systems and automotive accessories</u>	US	A	x		x		x	x
330. <u>ARL Applied Research Laboratories, Ltd./Bausch & Lomb Canada Inc., which wholesales and services scientific instruments which measure radiation and determine the composition of a sample source of material</u>	US	A	x		x		x	x
331. <u>Abstracta Interior AB/Abstracta System Limited, which imports and distributes proprietary commercial shelving display systems</u>	Swe	A	x	x	x		x	x
332. <u>Acco World Corporation/Shannon Systems Limited, which imports and distributes records retention products</u>	US	A	x	x	x	x	x	x

Applicant/Acquiree and type of activity

333. <u>Alco Industries, Inc./Synthane Taylor (Canada) Ltd.,</u> which manufactures industrial plastics	US	A	x	x	x	x			x
334. <u>All State Fastener Corporation/H. & D. Bolt & Nut, Inc.,</u> which wholesales industrial fasteners to manufacturers of commercial and industrial products	US	A	x	x	x	x			x
335. <u>Allegheny Beverage Corporation/Servomation (Quebec) Inc.,</u> which provides food services through contract cafeteria operations and vending machines	US	A	x	x	x	x			x
336. <u>Allied Corporation/Instrumentation Laboratory (Canada) Inc.,</u> which distributes medical and scientific equipment and components to the health care industry	US	A	x		x	x			x
337. <u>Alpine Geophysical Corporation/Kitchener Button Industries</u> <u>Limited,</u> which imports and distributes buttons	US	A	x						x
338. <u>Alpine Electronics Inc./Lux Audio of Canada Ltd.,</u> which imports, distributes and services audio equipment and related electronic products	Jpn	A	x	x	x		x		x
339. <u>Altec Industries, Inc./National Trailer & Truck Equipment ,</u> <u>Inc.,</u> which distributes and services truck mounted equipment	US	A	x	x	x	x	x		x
340. <u>American Can Company/Rockwood Gardens (1982) Limited,</u> which operates a direct mail-order business selling nursery garden stock to consumers	US	A	x	x	x		x		x
341. <u>American Telephone and Telegraph Company/Olivetti Canada</u> <u>Limited,</u> which imports, distributes and services office equipment, including typewriters, word processors and mini and micro-computers	US	A							x
342. <u>Anchor Hocking Corporation/The Kenneth M. Smith Co. Limited,</u> which imports, distributes and repackages glassware	US	A			x		x		x
343. <u>Anchor Hocking Corporation/Glasceram Limited,</u> which distributes imported glassware and ceramic tableware to restaurants, hotels and bars	US	A					x		x
344. <u>Avesta AB/1) Avesta Stainless Inc., 2) Uddeholm</u> <u>Stainless Limited, and, 3) Ekberg Canada Limited,</u> 1) and 2) which distribute stainless steel, 3) which manufactures butt weld fittings	Swe	A	x	x				x	x
345. <u>BPO Acquisition Corp./The Baldwin Piano Company (Canada)</u> <u>Limited,</u> which distributes pianos and organs	US	A					x		x

Applicant/Acquiree and type of activity

361. <u>Comtrade Petroleum Incorporated/Cargo Energy Corporation,</u> which provides purchasing, maintenance and management functions to gasoline stations	US	A	X			X				X
362. <u>Comtrade Petroleum Inc./Malden Petroleums Inc. and Gas & Go Services Inc.,</u> which own and lease retail gasoline stations	US	A	X							X
363. <u>Continental Import Export S.A./McMahon-Essaim Inc.,</u> which distributes pharmaceuticals, personal-care products and cosmetics	Fr	A	X	X		X		X	X	X
364. <u>Coronet Carpets Inc./Arthur C. Weeks Ltd.,</u> which wholesales carpets, floor coverings and related accessories	US	A	X							X
365. <u>Dah Chong Hong (Canada) Ltd./Jarman Motors (B.C.) Ltd.,</u> which sells and services Mazda automobiles as well as used automobiles	UK	A	X	X						X
366. <u>Doulton Canada Inc./Imasco Retail Inc.,</u> which sells dinnerware, stemware, flatware and related products	UK	A	X	X	X		X	X		X
367. <u>Drue Company/Acoustics Development Corporation of Canada,</u> which distributes telephone booths and related accessories	US	A	X		X	X	X			X
368. <u>Erich Rohde K.G. Schuhfabriken/Erich Rohde Canada Ltd.,</u> which distributes "Rohde" footwear imported from Germany	FRG	A	X	X		X	X			X
369. <u>Ets Dressle & Klein, S.A./Service de Pneus Fredette & Malouin Inc.,</u> which retails tires and other automobile parts and accessories	Fr	A	X	X	X		X			X
370. <u>Ex-Lax, Ltd.-Ex-Lax, Ltée/T. Milburn Company Limited,</u> consisting of its Fowler's anti-diarrheal product line	Swi	A	X	X		X			X	X
371. <u>F.W. Woolworth Co. Limited/Robinson, Little & Company Limited,</u> consisting of 73 of its department stores	US	A							X	X
372. <u>Faber-Castell Canada Inc./P.K. Precision Data Inc.,</u> which distributes word processing and data processing supplies	US	A	X	X	X		X			X
373. <u>Falconworld PLC/Gordon & Gotch (Canada) Limited,</u> which imports and distributes British newspapers and magazines	Austl	A	X		X		X			X
374. <u>Don A. Flint and Lucille R. Flint/Kallima International Industries of Canada Ltd.,</u> which imports and sells cosmetics and vegetable juices	US	A	X	X	X		X			X
375. <u>Florida Pneumatic Manufacturing Corporation/Florida Pneumatic Canada Limited,</u> which imports, distributes and services air power tools	US	A	X	X						X

Applicant/Acquiree and type of activity

376. <u>Graphic Controls Canada Ltd./Clageno Médic Ltée</u> , which imports and sells disposable products used in the practice of medicine	US	A	x	x	x	x					x
377. <u>John David Hamilton, J. Craig Johnson and Henriette G. Johnson/531442 Ontario, Inc.</u> , which provides direct mail services to book magazine and catalogue publishers	US	A	x	x	x	x	x	x			x
378. <u>Harrisons & Crosfield (Canada) Ltd./Bate Chemical Company Limited</u> , which blends and wholesales industrial solvents, industrial chemicals, fine chemicals for the pharmaceutical, food and cosmetic industries and specialty chemicals for the oil and gas industry	UK	A	x	x	x	x			x		x
379. <u>Harvard Industries, Inc./Amerace Ltd. (ESNA Division)</u> , which imports and distributes industrial fasteners	US	A	x								x
380. <u>Hodder & Tolley Limited and Oseco Inc./Canadian Seed Coaters Limited</u> , which chemically treats seeds to protect them from fungus	NZ	A			x			x			x
381. <u>Imasco Retail Inc./Smith's Drug Store (Digby) Limited (Good Neighbour Drug Mart Division)</u> , which operates a chain of drug stores	UK	A	x	x	x			x			x
382. <u>Michael and Susan Anne Van Impe/Gerry's Home Hardware</u> , a general store which sells grocery and hardware products and operates a gasoline bar	UK	A		x							x
383. <u>Imperial Oil Limited/Cango Petroleums Ltd.</u> , consisting of its home heating, farm and commercial trade business	US	A	x	x	x				x		x
384. <u>Imperial Oil Limited/Superparket Limited</u> , consisting of certain gasoline service stations	US	A									x
385. <u>International Metric Supply, Inc./Winzer Ltd.</u> , which distributes small parts such as fasteners, hose clamps, connectors and fuel line parts to the automotive repair industry	FRG	A	x	x	x			x			x
386. <u>Investment AB Beijer/Calmar Plastics Limited</u> , which assembles proprietary plastic pump sprayers and dispensers	Swe	A			x			x			x
387. <u>Italmarble Export-Import s.r.l./577827 Ontario Limited</u> , which imports and distributes marble	Ita	A	x	x				x			x
388. <u>J.C. Ginder Limited/Jennifer Anne Ginder (Ginder Diamond Sales)</u> , which distributes loose polished gem quality diamonds	UK	A	x		x			x			x

Applicant/Acquiree and type of activity

404. <u>Motorola Limited/System Electronics Limited</u> , which markets and services communication products such as two-way radios and pagers	US	A	x	x	x						x
405. <u>Motorola Limited/Miskelly Electronics Limited</u> , consisting of their Communications Products and Radio Airtime Rental businesses	US	A	x	x	x		x		x		x
406. <u>New Chem, Inc./Tri-Chem of Canada Inc.</u> , which wholesales and retails hobby craft products	US	A			x		x				x
407. <u>F. William Niggemyer/Universal Equipment Company of Canada</u> , which purchases, dismantles, refurbishes and resells used mining and mineral processing machinery and equipment	US	A	x		x		x				x
408. <u>Nike, Inc./Pacific Athletic Supplies Ltd.</u> , which distributes "Nike" footwear, sports apparel and accessories	US	A	x	x	x		x		x		x
409. <u>O.L. Tableware, Inc./1) D.J. Industries Inc. et 2) D.J. Hotel Tableware Corporation</u> , 1) which imports and sells stainless steel and silverplated flatware and holloware, primarily to hotels and restaurants, and 2) which imports and sells chinaware, primarily to hotels and restaurants	US	A	x	x	x		x				x
410. <u>PPG Canada Inc./Malor Auto-Glaces Limitée/Malor Auto-Glass Limited</u> , which distributes automotive replacement glass products, trim and other related products	US	A	x	x					x		x
411. <u>Peabody International (Canada) Ltd./TRW Pleuger of Canada, Ltd.</u> , which assembles and markets electric, submersible deep well water pumps	US	A	x	x	x		x		x		x
412. <u>Pearle Vision Center of Canada, Ltd./Western Optical Co. Ltd. et al</u> , which sell prescription eyeglasses, contact lenses and related eyecare products	US	A	x	x					x		x
413. <u>Physio Technology, Inc./Medelco, Limited</u> , which imports, distributes and services electro-medical equipment	US	A	x	x	x		x		x		x
414. <u>Power Packaging Inc./Webpax Inc.</u> , which custom packages products for food producers	US	A	x	x	x		x				x
415. <u>Premetalco Inc./National Concrete Accessories Ltd.</u> , which distributes concrete related materials and accessories	FRG	A	x	x			x				x
416. <u>Procter-Silex Canada Inc./SCM (Canada) Limited (Proctor-Silex Division)</u> , which distributes small electric kitchen appliances	US	A	x	x	x		x		x		x

Applicant/Acquiree and type of activity

417. <u>Quamco, Inc./Litton Canada Inc., which imports and sells thread and form rolling dies and machines</u>	US	A	X				X				X
418. <u>Reckitt & Colman plc/Airwick of Canada Ltd. and Metal Textile of Canada Inc., which manufactures metal textile products, air fresheners and professional cleaning products</u>	UK	A	X	X	X		X				X
419. <u>Remington Products (Canada) Inc./House of Knives Limited, which sells various types of knives and related cutting implements</u>	US	A	X	X	X	X	X				X
420. <u>John F. Renshaw/Service R.W. Inc., which imports and distributes food products</u>	UK	A	X	X		X	X	X			X
421. <u>Royal Zenith Canada Ltd./Fischer Novatech, Inc. (Graphics Division), which imports, distributes and services printing machines</u>	US	A	X	X							X
422. <u>Sandra Kit-Ching Chan/Altadore Drug Co. Ltd., consisting of its Gloria & Co. clothing store</u>	HK	A	X	X	X		X				X
423. <u>Les Produits Organiques du Santerre-Orsan S.A./Harris Seeds of Canada Limited, which imports, repackages and distributes flower and vegetable seeds</u>	Fr	A	X		X		X				X
424. <u>Siemens Electric Limited/Siemens Scientific Hearing Aid Co. Ltd., which imports and distributes hearing aids</u>	FRG	A	X		X		X				X
425. <u>Smiths Industries plc/Downs Surgical Canada Limited, which imports and distributes surgical instruments and hospital equipment</u>	UK	A	X		X		X				X
426. <u>Sonepar Distribution S.A./Lumen Inc., a wholesale distributor of electrical building materials</u>	Fr	A		X			X		X	X	X
427. <u>Stanadyne of Canada, Ltd./Aqualine Inc., Premier Metal Industries Limited, Brass World Inc. and Waterflex Inc., which are manufacturers/distributors of packaged plumbing products</u>	US	A	X	X	X	X				X	X
428. <u>Stearns Catalytic Ltd./B.C.M. Welding Supply Limited, which sells welding equipment and industrial gases</u>	US	A	X	X	X		X				X
429. <u>Stearns Catalytic Ltd./Donn-Marr Welding Supply Ltd., which sells welding equipment and industrial gases</u>	US	A	X	X	X		X				X
430. <u>Stearns Catalytic Ltd./Milne Welding Supplies Ltd., which sells welding equipment and industrial gases</u>	US	A	X	X	X		X				X

Applicant/Acquiree and type of activity

431. <u>Stearns Catalytic Ltd./113729 Canada Ltée</u> , which sells welding equipment and industrial gases	US	A	x	x	x		x			x
432. <u>Stewart-Warner Corporation of Canada Limited/Montreal Service & Sales Ltd.</u> , which distributes lubrication and material pumping equipment and instruments	US	A						x		x
433. <u>Sundstrand Corporation/Sullair Canada, Inc.</u> , which imports, distributes and services air compressors	US	A	x		x		x			x
434. <u>Tenneco Canada Inc./Milos Equipment Ltd.</u> , consisting of its operations located at Coquitlam and Victoria, British Columbia	US	A	x					x	x	x
435. <u>Tenneco Canada Inc./C.P.C. Equipment Sales, Ltd.</u> , which operates two farm and construction equipment dealerships	US	A	x	x			x		x	x
436. <u>Texaco Canada Inc./Stan Roots Fuel Co. Limited</u> , which sells fuel oil	US	A					x			x
437. <u>Texaco Canada Inc./Paquet & Fils Limitée</u> , which distributes home heating oil and distributes and installs oil burners and hot water heaters	US	A								x
438. <u>Triton Group Ltd./Dominion Simplicity Patterns Limited</u> , which wholesales Style and Simplicity home sewing-patterns and publications	US	A		x			x		x	x
439. <u>Tubecraft of Canada Limited/Lumkenheimer Canada Limited</u> , which manufactures forged and cast steel gate and globe valves	FRG	A	x	x	x	x	x		x	x
440. <u>Ultramar America Limited/Pittston Petroleum Canada Inc./Les Pétroles Pittston Canada Inc.</u> , which markets petroleum products	UK	A	x	x	x		x	x		x
441. <u>Ultramar Canada Inc./Loiselle Petroleum Ltée</u> , which sells and distributes light and heavy heating oils	UK	A						x		x
442. <u>Unit Rig & Equipment Co. Ltd./Paccar of Canada Ltd. (Dart of Canada Division)</u> , which imports and distributes heavy off-highway mechanical drive trucks and loaders	US	A	x		x	x				x
443. <u>VS Services Ltd./Parnell Foods (1981) Limited</u> , which provides food services to industrial, institutional and commercial clients and operates restaurants	US	A	x	x	x		x			x
444. <u>VS Services Ltd./115495 Canada Ltd.</u> , which provides food services by means of automatic vending machines and by contract	US	A		x			x			x

Applicant/Acquiree and type of activity

456. <u>CalFed Inc./Glacier National Life Assurance Company,</u> which sells life, accident and sickness insurance	US	A	x		x		x	
457. <u>Finacreta AG/Canalux Inc.,</u> which exports asbestos fibres	Swi	A		x			x	
458. <u>I.C.H. Corporation/The Western Life Assurance Company,</u> which sells individual life insurance policies	US	A	x		x			x
459. <u>Marsh & McLennan, Limited/Charbonneau, Dulude & Associates</u> <u>Limited,</u> a general insurance broker	US	A					x	x
460. <u>Prudasco Inc./Atlantic Insurance Company Limited,</u> which provides property and casualty insurance coverage	UK	A	x	x			x	
461. <u>Reed Stenhouse Companies Limited/J.V. Harbord Company Ltd.</u> consisting of its commercial insurance business	UK	A					x	x
462. <u>Service Corporation International (Canada) Limited/Glacier</u> <u>National Life Assurance Company,</u> which underwrites and sells life insurance, annuities, accident and sickness insurance	US	A	x	x		x		x
463. <u>Société de Participations Internationales SPI/Anglo Canada</u> <u>General Insurance Company and Gibraltar General Insurance</u> <u>Company,</u> which provide property and casualty insurance	Fr	A		x			x	x
464. <u>Sun Alliance and London Insurance plc/The Acadia Life Insurance</u> <u>Company,</u> which sells life insurance	UK	A					x	x
465. <u>T & H Holdings, Inc./Toplis & Harding Canada Inc.,</u> which provides loss adjustment services to insurance underwriters	UK	A				x		x
466. <u>Transamerica Corporation/Tomenson Inc.,</u> an insurance broker and employee benefits and compensation consultant	US	A	x	x			x	
467. <u>The Hammerson Property Investment and Development Corporation</u> <u>plc/Rank City Wall Canada Limited,</u> which owns, leases and manages commercial and residential properties	UK	A		x			x	
468. <u>Yeung Chi Shing Estates Canada Limited, Sea Chart Ltd.,</u> <u>Jetterance Canada Limited and Lam Sai Ping Enterprises</u> <u>Canada/Kingsville Realty Corporation et al,</u> which own, develop and lease commercial real estate properties	UK	A	x	x				x

APPENDIX C

ALPHABETIC LIST OF ALLOWED AND DISALLOWED NEW BUSINESS CASES
SIGNIFICANT BENEFITS TO CANADA
SUMMARIZED BY PRINCIPAL FACTORS OF ASSESSMENT

FISCAL 1984-85

<u>Applicant/type of activity</u>	Applicant's country of control	Allowed (A) or Disallowed (D)	Increased Employment	New Investment	Increased Resource Processing or Use of Canadian Parts & Services	Additional Exports	Canadian Participation (as shareholders/directors/ managers)	Improved Productivity & Industrial Efficiency	Enhanced Technological Development	Improved Product Variety & Innovation	Beneficial Impact on Competition	Compatibility with Industrial and Economic Policies.
AGRICULTURE												
001. <u>McDonough Pastoral Company/Canada</u> , to operate a cattle ranch	US	A	x	x	x			x		x		x
COMMUNITY, BUSINESS AND PERSONAL SERVICES INDUSTRIES												
002. <u>116833 Canada Inc.</u> , to develop and market microcomputer hardware and software products for use by the hardware lumber industry	US	A	x	x	x	x	x	x	x	x		x
003. <u>133157 Canada Inc.</u> , to produce, distribute and exhibit films	US	A	x	x	x	x	x					x
004. <u>537296 Ontario Inc. and 537297 Ontario Inc.</u> , to provide third-party leasing and financial services for large capital equipment	FRG	A	x	x	x	x	x					x
005. <u>548241 Ontario Inc.</u> , to provide scenic boat tours in and around the Thousand Islands area	US	A	x	x	x							x
006. <u>64338 Manitoba Ltd.</u> , to own and operate Pizza Hut restaurants	US	A	x	x	x		x					x
007. <u>ACA International, Inc.</u> , to provide engineering design and drafting services to machinery manufacturers	US	A	x	x	x		x					x

Applicant/type of activity

008. <u>AMF Canada Limited</u> , to operate bowling centres	US	A	x	x	x	x				x
009. <u>ASK Computer Systems, Inc.</u> , to import, sell and service its computer software	US	A	x	x	x	x	x			x
010. <u>Accor North America Corporation</u> , to provide hotel management services	Fr	A	x	x	x	x		x		x
011. <u>Agora-Exposition de Commerce Interantional Inc./ Agora-International Trade Exposition Inc.</u> , to offer trade promotion services, including a permanent exhibition for the display of goods to facilitate trade between Canada and other countries	Swi	A	x	x	x	x	x		x	x
012. <u>Amherst Associates Inc.</u> , to provide computer and consulting services and to develop and market computer software for health care organizations	US	A	x	x	x	x	x		x	x
013. <u>Attache Software, Inc.</u> , to develop, distribute and support computer software for the personal computer market	Austl	A	x	x			x		x	x
014. <u>BR Centre Limited</u> , to carry out medical research in the field of biotechnology	UK	A	x	x			x		x	x
015. <u>BTI Computer Systems</u> , to provide repair services for its computer systems	US	A	x	x	x	x		x		x
016. <u>Hadjas Brahim</u> , to provide to Canadian manufacturers consulting, management and promotional services for the export of agricultural food products, forest products and capital goods	Alg	A	x	x	x	x	x			x
017. <u>British Aerospace Public Limited Company</u> , to provide support services and subcontract supervision in connection with air defense system contracts which may be obtained	UK	A	x	x	x		x			x
018. <u>Bry-Lin Hospital, Inc.</u> , to provide follow-up services to patients previously treated for alcohol and drug abuse	US	A	x	x			x			x
019. <u>C. Fred Weeks, Jr.</u> , to provide overnight accommodation and kitchen facilities for meal preparation by guests	US	A	x	x	x		x			x
020. <u>CUBS RADIO INC.</u> , to sell advertising time on college and university radio stations	US	A	x	x	x		x		x	x
021. <u>Can Am Offshore Systems Limited</u> , to develop, manufacture, assemble and service instrumentation for the offshore industries	US	A	x		x	x	x	x	x	x
022. <u>Victor S. Carter and John H. Brenneman</u> , to provide architectural consulting services to Brenloc Canada Limited	US	A					x	x	x	x

Applicant/type of activity

023. <u>Comex S.A., International Submarine Engineering Ltd. and ECS Energy Conversion Systems Inc.</u> , to develop, build and operate a nuclear-powered submersible, primarily for the offshore oil and gas industry	Fr	A	x	x	x	x	x	x	x
024. <u>Criterion Exploration, Inc.</u> , to provide shallow water marine seismic services to the oil and gas industry	US	A	x	x	x	x		x	x
025. <u>Romano Cugnetto and Bruno Tolledi</u> , to market Canadian vacation packages in Europe and to export Canadian-made snow-making equipment and accessories	Ita	A	x	x	x	x	x		x
026. <u>D. Richey Management Corp.</u> , to provide quality control and financial auditing services to the hospitality industry	US	A	x	x	x	x	x		x
027. <u>D.L. Taffner, Ltd. and Sarsden Consolidated Properties Limited</u> , to provide export, financial, packaging and distribution services for Canadian television producers and promote co-production opportunities between Canadian and foreign television producers	US	A	x	x	x	x	x		x
028. <u>Kenneth Dahlberg, Gerald E. Evans and James R. Eldridge</u> , to provide long distance telephone number updating and telephone marketing services	US	A	x	x	x	x			x
029. <u>Dan Erlin</u> , to design, develop and market computer software	US	A	x	x	x	x	x	x	x
030. <u>Donald Davis</u> , to provide direct mail coupon advertising services	US	A	x	x			x		x
031. <u>Delores Glassford and Lillian Lindahl</u> , to provide an artificial suntanning service	US	A	x	x	x		x		x
032. <u>Diaita Dieting Inc.</u> , to operate and franchise diet centres	US	A	x	x			x		x
033. <u>Digicon Nederland B.V.</u> , to service and later to market or lease data processing equipment as well as to collect, process and interpret seismic data, primarily for the oil industry	US	A	x	x	x		x		x
034. <u>Domino's Pizza, Inc.</u> , to operate and franchise pizza take-out and delivery outlets	US	A	x	x	x		x		x
035. <u>Domino's Pizza II, Inc.</u> , to produce and deliver pizzas	US	A	x	x	x		x		x
036. <u>E G & G Intertech Inc.</u> , to evaluate, on behalf of the Department of National Defence, proposals received from Canadian private industry for the installation of equipment required under various Department of National Defence modernization programs	US	A	x	x	x		x	x	x

Applicant/type of activity

064. <u>Kajima International, Inc.</u> , to provide project management services in connection with the construction of office and plant facilities	Jpn	A	X	X	X		X					X
065. <u>Kings Entertainment Company</u> , to provide consulting, management and management-related services to Canada's Wonderland Limited	US	A	X	X	X							X
066. <u>Lighting Sciences Inc.</u> , to provide contract services for research and development and evaluations of lighting systems for buildings, highways and outdoor areas	UK	A	X	X		X	X		X	X		X
067. <u>Lorimar Productions, Inc.</u> , to produce programming intended for television and theatrical exhibition	US	A	X	X	X	X	X			X	X	X
068. <u>Macintyre Electronic Design Associates Inc. et al</u> , to design and develop electronic and electromechanical circuits and systems	US	A	X	X			X		X			X
069. <u>Materials Engineering, Inc.</u> , to provide quality assurance and control services for buyers of products used mainly in the oil industry	US	A	X	X		X	X					X
070. <u>Metomin AG Zug</u> , to act as an agent in the procurement and sale of non-ferrous metals and metallic concentrates	Swi	A	X	X	X	X	X					X
071. <u>Metropolitan Analysis and Retrieval Systems, Inc.</u> , to assist Canadian companies in the implementation and utilization of job creation programmes sponsored by Employment and Immigration Canada and the provincial governments	US	A	X	X	X		X					X
072. <u>Microsoft Corporation</u> , to import and distribute software hardware for microcomputers	US	A	X	X			X			X		X
073. <u>Multicommerce Inc.</u> , to act as brokers and traders for the import and export of goods and services mainly between Canada and Egypt	Egy	A	X	X		X						X
074. <u>NBC International, Ltd.</u> , to provide technical assistance and support to purchasers of NBC television programs in Canada	US	A	X	X		X				X		X
075. <u>National Reproductions Corporation</u> , to provide blueprint, and other related reproduction services to Walbridge Aldinger Company at its construction site at the Brampton plant of American Motors (Canada) Inc.	US	A	X	X	X							X
076. <u>Numerax, Inc.</u> , to provide computerized freight rate information services to shippers and public carriers	US	A	X	X	X		X	X			X	X
077. <u>Nutri/System, Inc.</u> , to own and operate weight loss centres and also to franchise to resident Canadians such centres across Canada	US	A	X	X	X	X	X	X				X

Applicant/type of activity

078. <u>One Call Systems, Inc.</u> , to provide a one-call communication service to relay excavation information provided by excavators and contractors to utility companies who would, in turn, locate and mark their respective underground facilities at the site prior to excavation	US	A	x	x	x				x		x
079. <u>Oracle Corporation</u> , to develop, market and support computer software product for database management systems	US	A	x	x	x	x	x				x
080. <u>Orion Pictures Distribution Corporation</u> , to distribute motion picture and television programs	US	A	x	x	x	x	x		x		x
081. <u>PPM Canada Inc.</u> , to provide a toxic waste management service specifically relating to the removal of polychlorinated biphenyls (PCBs) from contaminated oil	US	A	x	x	x	x	x	x	x		x
082. <u>Pace Marketing Services, Inc.</u> , to provide long distance telephone number updating and telemarketing services	US	A	x	x	x						x
083. <u>Package Programs Limited</u> , to market and support its proprietary computer software programs	UK	A	x	x	x	x	x		x		x
084. <u>Packaged Automated Life/Liability Management Inc.</u> , to import, modify, enhance and market its computer software for the insurance industry	US	A	x	x			x		x		x
085. <u>Plasti-Line, Inc.</u> , to repair, maintain and, when necessary install new internally-illuminated outdoor signs at General Motors of Canada, Ltd. automobile dealerships	US	A	x	x	x						x
086. <u>Pleasant Travel Service</u> , to provide tour operator services for Canadians visiting Hawaii	US	A	x	x	x		x				x
087. <u>Mr. Po Hong Pun</u> , to operate a private high school	HK	A	x	x	x		x				x
088. <u>Primages International Inc. and Amusecor Inc.</u> , to assemble and distribute self-contained children's amusement rides	US	A	x	x	x		x		x		x
089. <u>Public Interest Communications, Inc.</u> , to provide updated Canadian telephone numbers to Public Interest Communications, Inc. in the U.S.A.	US	A	x	x	x		x				x
090. <u>Pulver Laboratories Inc.</u> , to provide product testing and certification services	US	A	x	x	x			x			x
091. <u>Quick Weight Loss Associates</u> , to operate weight loss clinics	US	A	x	x			x		x		x
092. <u>Regent Forex New York, Inc.</u> , to provide a foreign exchange service to the Philippines	Phi	A	x	x			x		x		x

Applicant/type of activity

093. <u>Relational Technology, Inc.</u> , to import, sell and service its computer software	US	A	x	x	x	x				X	
094. <u>Resource Services, Inc.</u> , to provide fund raising consulting services, primarily to church groups	US	A	x	x	x	x				X	
095. <u>James Carl Schmidt and Raymond Wong</u> , to operate a restaurant and catering business	US	A	x	x	x	x				X	
096. <u>Mitchell A. Siegel, Gerard R. Nocera and Larrie J. Shepherd</u> , to provide financial consulting services	US	A		x		x	x		x	X	
097. <u>Spectragraphics Corporation</u> , to provide installation and maintenance services for its current and prospective customers	US	A	x	x						X	
098. <u>Sri Inai International Inc.</u> , to operate a residential preparatory school for Malaysian students	Mal	A	x	x	x	x				X	
099. <u>Summa Medical Corporation</u> , to conduct research and development and technology commercialization in the field of cancer detection and treatment	US	A	x	x		x		x	x	X	
100. <u>Super 8 Motels, Inc.</u> , to sell Super 8 motel franchises to Canadians and to offer its own as well as its trade-marked goods to the Canadian franchisees	US	A	x	x	x	x			x	x	X
101. <u>Synercom Technology, Inc.</u> , initially to import and distribute its computer software products and later to develop computer software products	US	A	x	x			x		x		X
102. <u>Sypher Consultants Inc. and Mueller Associates, Inc.</u> , to provide consulting services in energy, transport and environmental systems and related computer applications	US	A	x	x	x	x	x		x		X
103. <u>TIB Images Ltd.</u> , to sell reproduction rights to commercial stock photographs and to represent photographers on a a commission basis	US	A	x	x			x	x			X
104. <u>Titra Film New York, Inc. and Ackram Raya</u> , to provide translation, subtitling, spotting, conforming and rejuvenation services to the motion picture film production industry	Fr	A	x	x	x	x	x				X
105. <u>Tracerco Corporation</u> , to provide radioactive diagnostic services	UK	A	x	x	x	x					X
106. <u>Tractel, S.A.</u> , to import, distribute and eventually assemble traction equipment and related accessories	Fr	A	x	x	x			x			X

Applicant/type of activity

107. <u>Universal Plastics Inc.</u> , to provide specialized advertising services	US	A	x	x							x
108. <u>VS Services Ltd.</u> , to provide day-care services for children ranging in age from two years through six years	US	A	x	x		x		x			x
109. <u>Verify, Inc.</u> , to provide quality assurance inspection and consulting services	US	A	x	x	x	x	x				x
110. <u>Walker Interactive Products</u> , to import and distribute financial application software	US	A	x	x					x		
111. <u>Whitlam Limited</u> , to lease and erect industrial and construction scaffolding; to lease, sell, service and maintain portable chemical storage tanks and to export timber	UK	A	x	x	x	x	x				x
112. <u>Van Wynen Canada Limited</u> , to provide real estate consulting and management services	Ne	A	x	x							x
113. <u>Xscribe Corporation</u> , to import, distribute and service computer-aided transcription systems and establish a computer-aided transcription service bureau at major metropolitan areas	US	A	x	x			x	x		x	x
114. <u>Martin Yeatman and Dr. Bill Pomfret</u> , to provide consulting services to the petroleum and heavy industries on safety contingency planning and risk management, as well as to perform safety audits for their clients	UK	A	x	x			x				x
115. <u>Younglove Construction Company</u> , to provide engineering and services for grain handling, feed manufacturing and grain processing facilities	US	A	x	x	x		x				x
116. <u>Gary Yount</u> , to operate a fishing camp	US	A	x	x	x						x
117. <u>Dr. Martin T. Zanna</u> , to provide health care consulting services	US	A	x	x	x		x			x	x
FISHING AND TRAPPING											
118. <u>Ibec Inc.</u> , to raise salmon	UK	A	x	x		x			x		x
MINES (INCLUDING MILLING), QUARRIES AND OIL WELLS											
119. <u>Central Electricity Generating Board Exploration (Canada) Limited</u> , to explore for, develop and produce uranium	UK	A	x	x	x	x	x				x
120. <u>Conoco Inc.</u> , to explore for, develop and produce oil and gas	US	A	x	x	x		x				x

Applicant/type of activity

121. <u>DEI Enterprises, Inc.</u> , to explore for oil and natural gas	US	A	x	x	x								x
122. <u>Greenwich Resources Inc.</u> , to explore for, develop and produce metallic minerals	UK	A	x	x	x		x		x				x
123. <u>Korea Electric Power Corporation</u> , to explore for, develop and produce uranium	Kor	A		x	x	x							x
124. <u>Minworth Limited</u> , to mine and process fluospar	UK	A	x	x	x	x	x	x					x
125. <u>Opinac Energy Limited</u> , to explore for, develop and produce crude oil and natural gas	US	A	x	x	x		x						x
126. <u>Petranol plc</u> , to explore for and produce oil and gas	UK	A	x	x	x		x						x
127. <u>Rowan Companies, Inc.</u> , to provide oil and gas well drilling services with the self-elevating mobile drilling unit, Rowan-Gorilla III, off the east coast of Canada	US	A	x	x	x				x				x
128. <u>Sumisho Coal Canada Limited</u> , to explore for, develop and produce coal	Jpn	D											
129. <u>Sumisho Coal Canada Limited</u> , to explore for, develop and produce coal	Jpn	A		x	x		x						x
130. <u>Teleco Oilfield Services Inc.</u> , to provide measurement while drilling services for the offshore oil and gas industry	US	A	x	x			x		x	x	x		x
131. <u>Zeni Drilling Company</u> , to provide shaft drilling services to the mining industry and to supply drilling fluids	UK	A	x	x					x				x
<u>Food and Beverage Industries</u>													
132. <u>Wilhelm Erich Alers</u> , to manufacture diet and health foods, special breads, snacks and emergency rations	FRG	A	x	x	x	x	x		x	x	x		x
133. <u>Arbor Foods, Incorporated</u> , to process and blend refined sugar with flavouring and other non-sugar ingredients, primarily for export to the U.S.A.	US	A	x	x	x	x							x
134. <u>King B. Jerky, Inc.</u> , to produce and market beef jerky and other related meat snacks	US	A	x	x	x		x						x
135. <u>M. USA. C Promotions Inc.</u> , to import and decaffeinate green coffee beans and to market the decaffeinated coffee beans and caffeine produced therefrom	Mex	A	x	x	x	x	x		x				x
136. <u>Malt Products Limited</u> , to manufacture molasses, malt extracts and malt syrup	US	A	x	x	x	x	x	x	x				x

Applicant/type of activity

137. <u>Nellson Candies, Inc.</u> , to manufacture and sell hard candy products	US	A	x	x	x			x			x
138. <u>PGE Technology Canada, Inc.</u> , to manufacture and sell edible oils	US	A	x	x	x	x	x		x		x
139. <u>Pascobel Inc.</u> , to manufacture under licence and distribute milk based products for use by the food industry	Fr	A	x	x	x		x				x
140. <u>Port au Port Seafoods Limited</u> , to process fish	US	A	x	x	x	x		x		x	x
141. <u>Societa Viterbese Industria Carni s.a.s. and Canadian Sun Investments Ltd.</u> , to produce and sell Italian style dry-cured and cooked meat products	Ita	A	x	x	x	x	x				x
<u>Furniture and Fixture Industries</u>											
142. <u>Paul J. McDonald and Dorothy A. McDonald</u> , to sell craft items, small household furniture and gifts produced by Canadian craftsmen	US	A	x	x	x						x
<u>Paper and Allied Industries</u>											
143. <u>Cascades PSH Inc.</u> , to manufacture and market sanitary napkins, hygienic diapers, compresses and dressings	Fr	A	x	x	x	x	x		x	x	x
144. <u>Weyerhaeuser Canada Ltd.</u> , to manufacture disposable diapers	US	A	x	x	x		x			x	x
<u>Printing, Publishing and Allied Industries</u>											
145. <u>C.W. Thermographers Incorporated</u> , to sell to Canadian businesses franchises which would permit them to offer thermographed (raised letter) printing services and products	US	A	x	x			x			x	x
146. <u>Entertainment Publications, Inc.</u> , to design, publish and distribute coupon books offering discounts for a variety of services	US	A	x	x	x	x	x				x
147. <u>HEI Publishing, Inc.</u> , to publish medical and health related periodicals	US	A	x	x	x		x				x
148. <u>Native Canadian Media, Inc.</u> , to produce and publish magazine and newspaper inserts about Native Canadians, to promote advertising in Native Canadian newspapers and to provide a free employment referral service for Native Canadians	US	A	x	x	x		x				x

Applicant/type of activity

149. Gopal Raju and Kirthie Abeyesekera, to publish a weekly newspaper catering to Canadians of South Asian descent US A x x x x x x

150. Schiffenhaus Canada Inc., to preprint corrugated linerboard for use in manufacturing corrugated packaging products US A x x x x x x x

Primary Metal Industries

151. Armco Canada Ltd., to manufacture grinding media for the mining industry US A x x x x x x x

152. NIBCO INC., to manufacture copper plumbing fittings US A x x x x

153. Ralph McKay Ltd., to manufacture proprietary rail track fastening systems Austl A x x x x x x

Metal Fabricating Industries (except Machinery and Transportation Equipment Industries)

154. Canadian Sleever Inc., to manufacture and print shrinkable sleeves for packaging applications and to import and distribute related machinery and equipment Fr A x x x x x x x

155. Integrated Development and Manufacturing Company, to manufacture, assemble and sell controlled environment chambers and rooms US A x x x x x x x

156. Kohler Co., to manufacture and distribute acrylic whirlpool baths, spas, bathtubs, fibreglass showers and faucet components US A x x x x x x x x x

157. Acher Ben Moche and Libby Ben Moche, to manufacture flexible metal tubing for the automotive aftermarket US A x x x x x x x

158. Mogas Industries, Inc., initially to assemble and distribute and later to manufacture ball valves US A x x x x x x x

159. Robert W. Morgenroth, to produce fabricated sheet metal for manufacturers of commercial appliances for the food service industry US A x x x x x x x

160. Pyramid Air Products Inc., to develop, manufacture and sell specialty connector systems primarily for the construction industry US A x x x x x x x

161. Tatoprint Canada Inc., to manufacture animal identification systems Ne A x x x x x x x

162. Willing B. Wire Corporation, to manufacture stainless steel and nickel alloy wire US A x x x x x x x

Applicant/type of activity

176. <u>Taikisha Ltd.</u> , to design, manufacture and install by subcontract paint finishing systems	Jpn	A	x	x	x							x
177. <u>The Toro Company</u> , to assemble walk power mowers, snowthrowers, string trimmers and power snow shovels for the residential market	US	A	x	x	x	x	x	x				x
178. <u>Valmet Corporation</u> , to manufacture paper-making machines	Fin	A	x	x	x	x	x	x	x			x
<u>Transportation Equipment Industries</u>												
179. <u>577775 Ontario Inc.</u> , to manufacture heat exchangers for the transportation and industrial markets	Fr	A	x	x	x	x	x				x	x
180. <u>ASC, Incorporated</u> , to manufacture and sell moulded fiberglass and vinyl roof covers for automobiles	US	A	x	x	x	x	x					x
181. <u>Auxilec Canada Ltd.</u> , to manufacture, assemble and test electrical equipment for helicopters and aircraft	Fr	A	x	x	x	x	x			x		x
182. <u>Bauerhin Heating Elements Inc.</u> , to manufacture seat-heating elements for the automotive industry	FRG	A	x	x	x	x	x			x		x
183. <u>Bermarine Inc.</u> , to manufacture sailboats and later to provide service and storage facilities for sailboats	Ita	A		x	x		x					x
184. <u>D & K Kuester-Controll Cables Inc.</u> , to manufacture cables, cable assemblies and electric control cable systems for the automotive industry	FRG	A	x	x	x	x	x			x	x	x
185. <u>Dymet Corporation</u> , to manufacture components made from powdered metals for use in a variety of industrial applications	US	A	x	x	x	x	x					x
186. <u>H. Shaffer Manufacturing Inc.</u> , to produce and machine parts and/or sub-assemblies requiring copper and/or aluminum brazing for the automotive industry and other industrial markets	US	A	x	x	x	x	x	x		x		x
187. <u>Harold L. Haun and Howard W. Tieman</u> , to manufacture gyroplanes	US	A	x	x	x	x	x			x	x	x
188. <u>Joh Rubber Inc.</u> , to manufacture rubber-molded components for the automotive industry	FRG	A	x	x	x	x	x			x	x	x
189. <u>KUKA Wehrtechnik GmbH</u> , to manufacture turrets for tracked and wheeled armoured vehicles	FRG	A	x	x	x	x	x			x	x	x
190. <u>Kautex of Canada Inc.</u> , to manufacture blow-molded products for the automotive industry	FRG	A	x	x	x	x	x			x		x

Applicant/type of activity

191. <u>King Fifth Wheel Company</u> , to manufacture flash-butt welded rings and machined rings for jet engines	UK	A	x	x	x			x		x
192. <u>MAXICAR SpA and OLMAN SpA</u> , to manufacture auto body spare parts	Ita	A	x	x	x	x		x		x
193. <u>Messerschmitt-Bolkow-Blohm GmbH and Fleet Aerospace Corporation</u> , to manufacture helicopters	FRG	A	x	x	x	x	x	x	x	x
194. <u>Peterson American Corporation</u> , to manufacture valve springs for the automotive industry	US	A	x	x	x	x	x			x
195. <u>Rasmussen-Norma Fasteners Systems Inc.</u> , to manufacture pipe clamps and connectors for automotive and other industrial applications	FRG	A	x	x	x	x	x	x	x	x
196. <u>Régie Nationale des Usines Renault/American Motors (Canada) Inc.</u> , which assembles 4-wheel drive passenger cars and distributes cars imported from Renault and jeeps imported from American Motors Corporation	Fr	A	x	x	x	x		x	x	x
197. <u>SITA Equipement Inc.</u> , to manufacture, assemble, service by subcontract and sell industrial vehicles, including garbage trucks	Fr	A	x	x	x	x	x			x
198. <u>Sagaz Industries Canada, Inc.</u> , initially to import and later to manufacture automobile seat covers, steering wheel covers, car covers and cushions	Uru	A	x	x	x	x	x			x
199. <u>John Stahlin and Edward W. Stahlin</u> , to apply powder coating to automotive parts	US	A	x	x	x		x		x	x
200. <u>Christopher J. Turner and Evelyn K. Gabias</u> , to produce components for aircraft and aircraft engines	NRC	A	x	x	x	x	x			x
<u>Electrical Products Industries</u>										
201. <u>131786 Canada Inc.</u> , to develop, manufacture and market battery systems and drive train components for electric road vehicles	FRG	A	x	x	x	x	x	x	x	x
202. <u>Duane Brodersen, Claus Voellmecke and Victor Massicotte</u> , to manufacture and distribute microwave ovens	US	A	x	x	x	x	x			x
203. <u>Communications Systems, Inc.</u> , to assemble, manufacture and market telephone station apparatus	US	A	x	x	x	x	x			x

Applicant/type of activity

204.	<u>Combustion Research Corporation, Randy Forbes and Mike Reynolds</u> , to manufacture and sell state of the art gas or oil-fired radiant heating systems and to import and distribute ventilation systems and fume incinerators	US	A	x	x	x	x	x		x		x
205.	<u>Duchossois Industries, Inc.</u> , initially to manufacture and sell garage door openers and later to manufacture storm doors and related home improvement products	US	A	x	x	x	x	x				x
206.	<u>Jean-François Ledoux and Edmund Meitner</u> , to develop, manufacture and distribute preamplifiers and other appliances for sound reproduction	Fr	A	x	x	x	x	x		x	x	x
207.	<u>Nardeux S.A.</u> , to develop, manufacture and market telecommunication systems as well as radiation detection and monitoring equipment	Fr	A	x	x	x	x	x	x	x	x	x
208.	<u>Onan Corporation</u> , to assemble and manufacture parts for and distribute motor-driven electrical generator sets	US	A	x	x	x		x				x
209.	<u>Power Battery Company, Inc.</u> , to manufacture and distribute lead-acid batteries	US	A	x	x	x	x	x				x
210.	<u>Sages Informatique Canada Inc.</u> , to market computer software and hardware and to provide consulting services for computer information systems	Fr	A	x	x	x	x	x				x
211.	<u>Tempel Steel Company</u> , to manufacture magnetic steel laminations for use in transformers and electric motors	US	A	x	x	x	x					x
212.	<u>Trion, Inc.</u> , to assemble/manufacture and market electronic air cleaners	US	A	x	x	x	x	x		x		x
<u>Non-Metallic Mineral Products Industries</u>												
213.	<u>130626 Canada Limited</u> , to produce industrial textiles for high temperature applications	US	A	x	x			x				x
214.	<u>AFG Industries, Inc.</u> , to manufacture flat float glass	US	A	x	x	x	x	x		x	x	x
<u>Petroleum and Coal Products Industries</u>												
215.	<u>B & L Oil Corp.</u> , to re-refine used lubricating oil	US	A	x	x	x	x	x				x
<u>Chemical and Chemical Products Industries</u>												
216.	<u>Carole M. Heflin and Earl J. Heflin Jr.</u> , to manufacture and distribute body building nutritional supplements	US	A	x	x	x	x	x		x		x

Applicant/type of activity

217. <u>INSUL/CRETE Company, Inc.</u> , to manufacture and distribute for exterior application over insulating material	US	A	x	x	x							x
218. <u>David E. Kautz</u> , to produce serum for tissue culture research from fetal bovine blood	US	A	x	x	x	x	x					x
219. <u>L'Air Liquide and Atochem S.A.</u> , to manufacture hydrogen peroxide	Fr	A	x	x	x	x	x					x
220. <u>Lake Ontario Cement Limited and Euclid Chemical International Sales Corporation</u> , to manufacture additives for use as hardeners and waterproofing sealers for concrete	US	A	x	x	x	x	x	x	x			x
221. <u>MPLC Processes Ltd.</u> , to construct and operate a demonstration reactor for the production of magnesium chloride and eventually to produce primary magnesium	Mon	A	x	x	x	x	x	x	x		x	x
222. <u>OMI International Corporation</u> , to manufacture and market proprietary chemicals for electroplating and metal finishing applications and to market related equipment	US	A	x	x	x			x				x
223. <u>Reactive Metals & Alloys Corporation and Timminco Limited</u> , to manufacture hot metal desulfurizers for the iron and steel industries	US	A	x	x	x		x		x	x		x
224. <u>Swedish Match Holding, Inc.</u> , to manufacture sodium chlorate	Swe	A	x	x	x	x	x					x
225. <u>Swedish Match Holding, Inc. and Olin Corporation</u> , to manufacture sodium chlorate	Swe	A	x	x	x	x	x					x
<u>Miscellaneous Manufacturing Industries</u>												
226. <u>134921 Canada Inc.</u> , to manufacture blank video cassettes	Fr	A	x	x	x	x	x			x		x
227. <u>Automated Swimpools, Inc.</u> , to assemble recreational equipment such as water fountains, water slides and surf and wave generating equipment	US	A	x	x	x		x			x		x
228. <u>BTS Bio-Test-Systems Limited</u> , initially to assemble and later to manufacture medical diagnostic equipment	FRG	A		x	x	x	x	x			x	x
229. <u>Beatrice International (Canada) Ltd.</u> , to manufacture and distribute vertical vinyl and fabric slat window blinds and to import and distribute the components for one-inch slat aluminum blinds as well as pleated fabric and woven wood window shades	US	A	x	x	x	x	x		x			x

Applicant/type of activity

230.	<u>J.D. Calato Mfg. Co., Inc.</u> , to manufacture hickory drum sticks and to import and distribute drum practice sets, bass drum pedals, mallets, drum brushes and percussions accessories	US	A	X	X	X	X	X			X
231.	<u>L & L Products, Inc.</u> , to manufacture and sell gaskets and and sealing products to the automotive industry	US	A	X	X	X		X			X
232.	<u>LUXTEC Corporation</u> , to design, manufacture and sell medical instruments utilizing fibre optics technology	US	A	X	X			X		X	X
233.	<u>Kurt D. Lund</u> , to mine and process jade	US	A	X	X	X	X	X			X
234.	<u>Marinetech Limited</u> , to manufacture, distribute and service oceanographic instrumentation and systems	UK	A	X	X	X	X	X			X
235.	<u>PM Refining, Inc.</u> , to design jewellery and make models and molds from its designs	US	A	X	X	X	X	X		X	X
236.	<u>St. Jude Medical, Inc.</u> , to assemble and distribute mechanical prosthetic heart valves	US	A	X	X		X	X		X	X

Rubber and Plastics Products Industries

237.	<u>Elastomers Investment Limited</u> , to manufacture puncture-proofing products for heavy industrial tires used in the mining, construction and lumber industries and to manufacture pre-cured tire treads and custom-built solid rubber tires	Swi	A	X	X	X	X	X		X	X
238.	<u>Ethyl VisQueen Inc.</u> , to manufacture plastic products, primarily embossed polyethylene film	US	A	X	X		X	X		X	X
239.	<u>Fowler Pump Company</u> , to manufacture rubber-covered replacement parts for slurry pumps	US	A	X	X	X	X	X			X
240.	<u>Packaging Industries Group, Inc.</u> , to manufacture low density polyethylene foam for use in packaging applications as well as in automotive and fitness products	US	A	X	X	X	X	X			X

Textile Industries

241.	<u>Hampidjan Ltd.</u> , to manufacture trawl nets and twines for the fishing industry	Ice	A	X	X	X	X	X			X
242.	<u>Timminco Limited and Findley Adhesives, Inc.</u> , to manufacture directly and/or by subcontract and distribute industrial adhesive products	US	A	X	X	X		X			X

Clothing Industries

243. 130408 Canada Inc., to manufacture by subcontract and distribute ladies' apparel US A x x x x x
244. Dan Howard Industries, Inc., initially to import, retail and export, and later to manufacture maternity outerwear and lingerie US A x x x x x x

Wood Industries

245. Samuel Michael Fodale, to reclaim and recycle wooden pallets US A x x x x x x x
246. David H. Tousignant, to manufacture wood products such as broom handles and frying pan handles US A x x x x x x

Furniture and Fixture Industries

247. Canada China Furniture Manufacturing Corporation, to manufacture traditional-style chinese furniture PRC A x x x x x x x
248. Lawrence Kates, to design, manufacture and retail contemporary oak furniture US A x x x x x
249. Wickerware Canada Limited, to import, finish and distribute wicker and rattan products D
250. Peter John Wiseman, William Barlow and Karl Noble, to manufacture store fixtures and furniture UK A x x x x x x

CONSTRUCTION INDUSTRY

251. Balfour Beatty Limited, to provide a complete range of design and construction services, primarily to foreign markets UK A x x x x x
252. Eagle Hydro Electric Constructors Ltd., to provide construction services related to the Nipawin hydroelectric project US A x x x x x x x
253. Grootcon (UK) Ltd. and Marine Industrie Limitée, to hook-up, commission and maintain offshore structures used by the oil and gas industry Ne A x x x x x x x
254. 1) Invirex Demolition Inc. and 2) Teperman and Sons Inc., 1) to dismantle, demolish and sell salvaged materials from other plants and factories and 2) dismantle, demolish and sell the salvage from a Dow Chemical Inc. plant US A x x x x x x

Applicant/type of activity

255. <u>Kumagai Gumi Construction (Canada) Limited and Manning Construction Ltd., to carry out the construction of a tunnel project through Rogers Pass</u>	Jpn	A	x	x	x	x	x		x	x
256. <u>Les Investissements Immobiliers Sotak Canada Inc./Sotak Real Estate Investments Canada Inc., to construct and sell condominiums</u>	Fr	A	x	x	x	x				x
257. <u>Raymond Solinsky and Michael Solinsky, to build residential garages, as well as to provide home building and renovation services</u>	US	A	x	x	x					x
258. <u>Songer Construction Corporation, to rehabilitate blast furnaces and coke ovens</u>	US	A	x	x	x					x
259. <u>Volker Stevin Dredging & Services (Canada) Ltd., to engage in general dredging and related marine construction work</u>	Ne	A	x	x	x	x	x	x	x	x
260. <u>Guenter T. Vollbach, to engage in commercial real estate development</u>	FRG	A	x	x		x				x
261. <u>Walls Developments Canada Ltd., to develop residential and commercial real estate</u>	Ire	A	x	x	x	x				x
TRANSPORTATION, COMMUNICATION AND OTHER UTILITIES										
262. <u>American Freight Systems, Inc., to market its motor carrier services to Canadian shippers and receivers engaged in the transportation of goods to and from the U.S.A.</u>	US	A	x	x					x	x
263. <u>American President Lines Canada, Ltd., to provide container stevedoring and terminal operating services at the Centennial Terminal</u>	US	A	x	x	x			x		x
264. <u>Expeditors International of Washington Inc., to provide customs brokerage and freight forwarding services</u>	US	A	x	x	x	x	x			x
265. <u>Hull & Smith Horse Vans, Inc., to transport horses and their related equipment</u>	US	A	x	x	x		x			x
266. <u>Jastev Holding, Inc., to provide project shipping and freight forwarding services</u>	FRG	A	x	x	x	x	x		x	x
267. <u>Kotobuki Movers Canada Inc., to pack for and move corporate personnel and conduct freight forwarding services</u>	Jpn	A	x	x	x	x	x			x
268. <u>Nissin Transport (Canada) Inc., to provide freight forwarding and logistics services principally related to inventory and landbridge operations and to provide logistics support for foreign tourists travelling in Canada</u>	Jpn	A	x	x		x	x		x	x

Applicant/type of activity

269.	<u>Novacorp International Consulting Ltd. and TGT Pressure Transport Ltd.</u> , to provide bulk transportation of compressed natural gas	US	A	x	x	x	x	x	x	x
270.	<u>Primac Courier Inc.</u> , to provide a courier service of time-sensitive documents and goods between Canada and the United States	US	A	x	x		x			x
271.	<u>Alfred D. Robson, Henry Diz and Ralf Steevens</u> , to provide international air freight forwarding services	US	A	x	x	x	x			x
272.	<u>Sevenson Construction Corporation</u> , to provide specialized for industrial and hazardous waste clean-up projects and to provide general construction services	US	A	x	x	x	x	x		x
273.	<u>Showa Maritime U.S.A., Inc.</u> , to act as an agent for ship owners	UK	A	x	x	x				x
274.	<u>Splosna Plovba Piran</u> , to act as a general ship's agent, operator charterer and broker for shipping lines	Yug	A	x	x		x			x
275.	<u>U-Freight America, Inc.</u> , to provide international air freight forwarding services	US	A	x	x		x	x	x	x
276.	<u>WTC (U.S.A.) Inc.</u> , to provide international freight forwarding and other specialized distribution services	SAF	A	x	x	x				x
277.	<u>Wiberg Shipping AB</u> , to provide ice-breaking and ocean towing services	Swe	A	x	x	x	x	x		x
278.	<u>Wright Schuchart Ltd.</u> , to construct crude oil and natural gas treatment plant modules for the Canadian Arctic and to provide derrick barge services	US	A	x	x	x	x	x	x	x
279.	<u>Yamato Transport U.S.A., Inc.</u> , to provide international freight forwarding and cargo handling	Jpn	A	x	x	x	x	x		x
WHOLESALE AND RETAIL TRADE										
280.	<u>125199 Canada Ltd.</u> , to import, sell, lease and service "Artemis" computer systems as well as provide related computer consulting services	UK	A	x	x	x	x	x	x	x
281.	<u>128829 Canada Inc.</u> , to promote both the sale of the "Airbus" civil transport aircraft manufactured by Airbus Industrie of Blagnac, France, and its product supply services	Fr	A	x	x	x	x	x		x
282.	<u>2168-6050 Quebec Inc.</u> , to import and distribute primarily fashion brassieres, girdles, corselettes and swimwear and also therapeutic garments	FRG	A	x	x	x	x			x

Applicant/type of activity

283. <u>608833 Ontario Ltd.</u> , to retail duty-free liquor, cigarettes, perfume, jewellery, gifts, clothing, Canadian and Native crafts and miscellaneous sundries	US	A	x	x	x	x				x
284. <u>A/S Thomas Ths. Sabroe & Co.</u> , to import and distribute industrial refrigeration machinery and equipment	Den	A	x	x	x	x				x
285. <u>ABU Sports (Canada) Ltd.</u> , to import and distribute sport fishing equipment	US	A	x	x						x
286. <u>Able Computer</u> , to sell and service automatic data processing equipment, parts and accessories	US	A	x	x	x	x				x
287. <u>Ahlstrom Investments Inc.</u> , to import, market, install and commission kiln boilers, heat exchangers and management and maintenance systems produced by A. Ahlstrom Corporation	Fin	A	x	x				x		x
288. <u>Aimz Interiors Inc.</u> , to retail household furniture	NRC	A	x	x	x	x	x			x
289. <u>Alexander Binzel Corp.</u> , to distribute welding guns and related accessories	Swi	A	x	x	x	x			x	x
290. <u>American Safety Razor Company</u> , to import, package and distribute to private label retailers safety razors and blades for personal use and to import and distribute industrial blades	US	A	x	x	x	x				x
291. <u>American Transit Corp.</u> , initially to repair and sell used bus coaches and later to export renovated bus coaches and parts, as well as to sell new bus coaches	US	A	x	x	x	x	x			x
292. <u>Americable, Inc.</u> , initially to import and distribute electronic cable assemblies, connectors and accessories and later to fabricate the cable assemblies	US	A	x	x	x	x				x
293. <u>Donald Joseph Anger et Carol Marie Green</u> , to export automobiles to the U.S.A. and to import from the U.S.A. and market in Canada mobile automotive wheel alignment machines	US	A	x	x		x	x			x
294. <u>Apollo Computer Inc.</u> , to market and service computer systems	US	A	x	x	x	x	x	x		x
295. <u>Applied Biochemists Inc.</u> , initially to import and market and later to manufacture specialty water treatment chemicals	US	A	x	x	x	x	x			x
296. <u>Aromat Corporation</u> , to import, distribute and service relays and switches	Jpn	A	x	x				x		x
297. <u>Attention Team No. 1 AB</u> , to import and distribute shopping baskets, poster pens, price labellers, weigh scales and other accessory products to retail vendors	Swe	A	x	x	x	x				x

Applicant/type of activity

298. <u>BAPB Enterprises Limited</u> , to cut, repackage and distribute air filter media	Ne	A	x	x		x	x		x	x	x
299. <u>Bay State Lobster Co., Inc.</u> , to sell fresh fish and seafood items at the retail level	US	A	x	x	x		x		x	x	x
300. <u>Bell Manufacturing Company</u> , to import, distribute and service industrial radiators and oilwell pumping engines and parts	US	A	x	x	x						x
301. <u>Boles Commerce, Inc.</u> , to engage in general trading	US	A	x	x		x	x				x
302. <u>Bondioli & Pavesi, Inc.</u> , to assemble gear boxes, pumps, power take-off drive shafts and other related components for agricultural implements such as grain elevators, rotary mowers and rock pickers	Ita	A	x	x	x		x		x		x
303. <u>Bridge Products, Inc.</u> , to import and distribute air tool accessories, tire valves and tire repair material	US	A		x							x
304. <u>Brio AB</u> , to import and distribute toys	Swe	A	x	x	x		x				x
305. <u>Brown Engineering (Canada) Ltd.</u> , to import, distribute and service off-highway six wheel dump trucks	UK	A	x	x					x	x	x
306. <u>C.I.C. Carpet Inc./Tapis C.I.C. Inc.</u> , to manufacture by subcontract and distribute carpets	US	A	x	x	x		x		x		x
307. <u>Cal Circuit Abco, Inc.</u> , to import and distribute electronic integrated circuits	Isr	A	x	x	x			x			x
308. <u>Carlisle Corporation</u> , to import and market elastomeric membranes and related products for roofing systems and water barrier applications	US	A	x	x	x		x				x
309. <u>Central Bit Supply Ltd.</u> , to import and distribute tricore drill bits	US	A	x	x	x		x		x	x	x
310. <u>Centrico, Inc.</u> , to import and distribute and later to assemble separators, milking and feed equipment manufactured by Westfalia Separator, A.G.	FRG	A	x	x	x		x				x
311. <u>Charles Letts & Co. Limited</u> , to import and distribute diaries, address books, stationery and other related products	UK	A	x	x	x		x				x
312. <u>Chemical Systems, Inc. and D.A. Stuart Inc.</u> , to manufacture and distribute cleaners, conversion coatings and surface preparation chemicals for the metal working, coil coating and metal can industries, as well as cleaners and sanitizers for the food processing industry	US	A	x	x	x		x	x	x	x	x

Applicant/type of activity

313. <u>Conrad's Poultry Farm & Hatchery, Inc.</u> , to import eggs, breeding stock and day-old chicks and to sell the chicks to egg producers when they reach the pullet stage	US	A	X	X				X				X
314. <u>Consolidated Westway Group, Inc.</u> , to export fish and seafood products	Fr	A	X	X	X	X	X					X
315. <u>Daowd Al-Osaimi</u> , to export timber, lumber products and building materials to the Middle East	SAr	A	X	X	X	X	X					X
316. <u>Darome, Inc.</u> , to establish two new businesses, the first initially to import and distribute and later to assemble telephone conferencing equipment and the second to provide teleconferencing services	US	A	X	X	X			X				X
317. <u>Delmer C. Keas</u> , to assemble, manufacture and market school buses	US	A	X	X	X	X	X	X				X
318. <u>Desch Power Transmission Limited</u> , to import, assemble and distribute power transmission equipment and other industrial products	FRG	A	X	X	X	X	X		X			X
319. <u>Design Philipp Inc.</u> , to import and distribute jewelry boxes, assemble and finish plastic boxes and purchase and distribute metal and cardboard boxes	UK	A	X	X	X	X	X					X
320. <u>Dorma Door Controls Ltd.</u> , initially to import and distribute the full line of Dorma door products and later to manufacture automatic door units	FRG	A	X	X	X			X				X
321. <u>M. Douglas Cameron</u> , to import and distribute a multiviscosity aviation oil for piston aircraft engines	US	A	X	X				X		X	X	X
322. <u>Dryvit System, Inc.</u> , to license the manufacture of and sell the Dryvit line of products	US	A	X	X	X	X				X		X
323. <u>Du-Val Distributors Ltd.</u> , to import and distribute ladies' handbags	Jpn	A	X	X				X				X
324. <u>Durakon, Inc.</u> , to manufacture plastic products for the truck and automotive markets	US	A	X	X	X	X	X					X
325. <u>Duty Free Shoppers of North America Inc.</u> , to retail duty free liquor, cigarettes, perfume, jewelry, gifts and Canadian and Native crafts	US	A	X	X	X			X				X
326. <u>E & L Trading Company</u> , to engage in general international trading of automotive replacement parts, accessories, hardware building materials and related products	UK	A	X	X	X	X	X					X

Applicant/type of activity

341. <u>Don A. Flint and Lucille R. Flint</u> , to import and market cosmetics, pharmaceuticals, vegetable juices and jewellery and later to manufacture cosmetics	US	A	x	x	x	x	x				x
342. <u>Foster Grant Corporation</u> , to import and distribute sunglasses and non-prescription reading glasses	Fr	A	x	x							x
343. <u>French Food Export S.A.</u> , to import, distribute and export food products	Fr	A	x	x			x	x			x
344. <u>Gauld Equipment Manufacturing Company, Inc.</u> , to manufacture directly and/or by subcontract and distribute handling and processing equipment primarily for the forest and pulp and paper industries	US	A	x	x	x	x	x				x
345. <u>Gecamco Associates Inc.</u> , to coordinate the marketing and certain administrative functions of specified automotive manufacturing companies	FRG	A	x	x	x				x		x
346. <u>Genentech Canada Inc. and Boehringer Ingelheim Inc.</u> , to import and distribute pharmaceutical products for human and animal health care	FRG	A	x	x						x	x
347. <u>George A. Rolfes Company and Dantec Electronics Limited</u> , to import, distribute and install temperature monitoring, aeration and handling systems for the agricultural industry	US	A	x	x			x	x			x
348. <u>Georgia Canada Blending Enterprises Corporation</u> , to blend sugar products with flavouring and other non-sugar ingredients for export to the U.S.A.	US	A	x	x	x	x	x				x
349. <u>Giovanni Moda Ltd.</u> , to retail designer menswear and shoes, imported primarily from Italy	Iraq	A	x	x				x		x	x
350. <u>Glenwood Inc.</u> , to import and distribute its proprietary prescription drugs and related products	US	A	x	x	x	x	x			x	x
351. <u>Hugh Goldberg and Ben Katz</u> , to import, source locally and market albums and accessories for stamp and coin collectors	US	A	x	x	x	x	x				x
352. <u>Grafton Limited</u> , to import and distribute empty cartridge shells and spools for the printing systems of business machines	UK	A	x	x	x	x	x				x
353. <u>Grid Systems Corporation</u> , to import, sell and ultimately assemble its computers and related computer products	US	A	x	x	x	x	x			x	x
354. <u>Gusto Records Canada Inc.</u> , to produce by sub=contract and distribute records and tapes through department and variety stores	US	A	x	x	x		x				x

Applicant/type of activity

341. <u>Don A. Flint and Lucille R. Flint</u> , to import and market cosmetics, pharmaceuticals, vegetable juices and jewellery and later to manufacture cosmetics	US	A	x	x	x	x	x				x
342. <u>Foster Grant Corporation</u> , to import and distribute sunglasses and non-prescription reading glasses	Fr	A	x	x							x
343. <u>French Food Export S.A.</u> , to import, distribute and export food products	Fr	A	x	x			x	x			x
344. <u>Gauld Equipment Manufacturing Company, Inc.</u> , to manufacture directly and/or by subcontract and distribute handling and processing equipment primarily for the forest and pulp and paper industries	US	A	x	x	x	x	x				x
345. <u>Gecamco Associates Inc.</u> , to coordinate the marketing and certain administrative functions of specified automotive manufacturing companies	FRG	A	x	x	x				x		x
346. <u>Genentech Canada Inc. and Boehringer Ingelheim Inc.</u> , to import and distribute pharmaceutical products for human and animal health care	FRG	A	x	x						x	x
347. <u>George A. Rolfes Company and Dantec Electronics Limited</u> , to import, distribute and install temperature monitoring, aeration and handling systems for the agricultural industry	US	A	x	x			x	x			x
348. <u>Georgia Canada Blending Enterprises Corporation</u> , to blend sugar products with flavouring and other non-sugar ingredients for export to the U.S.A.	US	A	x	x	x	x	x				x
349. <u>Giovanni Moda Ltd.</u> , to retail designer menswear and shoes, imported primarily from Italy	Iraq	A	x	x				x		x	x
350. <u>Glenwood Inc.</u> , to import and distribute its proprietary prescription drugs and related products	US	A	x	x	x	x	x		x		x
351. <u>Hugh Goldberg and Ben Katz</u> , to import, source locally and market albums and accessories for stamp and coin collectors	US	A	x	x	x	x	x				x
352. <u>Grafton Limited</u> , to import and distribute empty cartridge shells and spools for the printing systems of business machines	UK	A	x	x	x	x	x				x
353. <u>Grid Systems Corporation</u> , to import, sell and ultimately assemble its computers and related computer products	US	A	x	x	x	x	x		x	x	x
354. <u>Gusto Records Canada Inc.</u> , to produce by sub=contract and distribute records and tapes through department and variety stores	US	A	x	x	x			x			x

Applicant/type of activity

370. <u>Intelligent Marketing International Limited</u> , to import, manufacture by subcontract and sell household and handicraft related items	US	A	x	x	x	x		x		x
371. <u>International Biotechnologies, Inc.</u> , to import and sell sell restriction enzymes, ultra pure reagents and electrophoresis apparatus for use in genetic engineering research	US	A	x	x			x		x	x
372. <u>J.A. Sexauer Co.</u> , to supply plumbing, heating and electrical repair parts to hospitals, schools, hotels and other institutional facilities	US	A	x	x	x		x			x
373. <u>G. Jamieson Ltd.</u> , to distribute truck mounted cranes	NRC	A	x	x			x			x
374. <u>Jenport International Distributors Ltd.</u> , to export a variety of seafoods and possibly to process and package imported bulk foods	Mal	A	x	x	x	x	x	x		x
375. <u>K.C. Sethia (1944) Ltd.</u> , to operate a trading house and provide freight forwarding services	UK	A	x	x		x	x			x
376. <u>C.M. Kapoor and S. Nayyar</u> , to import and distribute consumer and home entertainment products and accessories, machine and hand tools, door hardware, gourmet food products and other related items	India	A	x	x	x	x	x			x
377. <u>Kratex Corporation</u> , to import, distribute and service machinery for the textile industry	Aus	A	x	x			x	x		x
378. <u>Kuriyama of America, Inc.</u> , to manufacture, distribute and export fabric and/or wire reinforced rubber hose and fabric and/or reinforced plastic hose for mining, construction, agricultural and industrial use	Jpn	A	x	x	x	x	x			x
379. <u>Karim H. Lakhani</u> , to manufacture directly and/or by subcontract and distribute novelty snack foods	UK	A	x	x	x					x
380. <u>Lawson Products Inc.</u> , to import and distribute products for the repair and maintenance of capital equipment	US	A	x	x	x		x			x
381. <u>Lectra Systèmes S.A.</u> , to distribute, install and service automatic laser cutting systems, high speed pattern tracing systems and other related equipment for the textile industry	Fr	A	x	x			x	x	x	x
382. <u>Lee Data Corporation</u> , to import, distribute and service computer peripheral equipment	US	A	x	x	x		x		x	x
383. <u>Les Systèmes Intégrés Dynamax Ltée/Dynamax Integrated Systems Ltd.</u> , to distribute microfilm equipment	Leb	A	x	x			x		x	x

Applicant/type of activity

384. <u>Lurem S.A.</u> , initially to import and distribute and progressively to manufacture woodworking machines	Fr	A	x	x	x	x	x	x	x
385. <u>LyphoMed Canada Inc.</u> , to import, manufacture by subcontract and sell pharmaceutical products, primarily parenterals in dosage form, and related medical devices	US	A	x	x	x	x	x		x
386. <u>Machine Vision International Corporation</u> , to import, market and provide service as well as the engineering and development requirements for installations of robotics which use video monitoring to identify and position parts and components	US	A	x	x			x	x	x
387. <u>Manhattan Industries, Inc. et al</u> , to manufacture, by subcontract, and distribute on an exclusive basis ladies' men's sportswear bearing the trademarks "Perry Ellis" and "Portfolio by Perry Ellis"	US	A	x	x	x		x	x	x
388. <u>Malter International Canada Ltd.</u> , to manufacture and market specialty chemical products	US	A	x	x	x		x	x	x
389. <u>Manetti-Farrow, Inc.</u> , to import and sell handbags and men's and women's accessories under the name of "Gucci"	US	A	x	x					x
390. <u>John Maniaci</u> , to purchase in Canada, refurbish and lease recreational vehicles	US	A	x	x	x	x			x
391. <u>Gregory B. Manko</u> , to sell popcorn, roasted nuts, candy floss and other related confectionery items	US	A	x	x	x				x
392. <u>Maritime Hydraulics A.S.</u> , to manufacture, directly or by subcontract, cranes used by the offshore oil industry and to provide technical expertise to support subcontractors, licensees and sales representatives	Nor	A	x	x	x		x		x
393. <u>S.J. McCullagh, Inc.</u> , to import and distribute coffee and other related food products	US	A	x	x	x		x		x
394. <u>Menrad Canada Inc.</u> , to distribute ophthalmic frames and sunglasses	FRG	A	x	x	x		x		x
395. <u>Mercury Stainless Corporation</u> , initially to distribute stainless steel sheets to manufacturers of commercial and industrial products and later to process these sheets	US	A	x	x	x	x	x		x
396. <u>MicroAge Computer Stores, Inc.</u> , to supply microcomputer software and related products to its Canadian franchisees	US	A	x	x	x	x	x		x
397. <u>Midland Pipe-Canada, Corporation</u> , to distribute steel pipe and casing for the oil industry	US	A	x	x	x		x		

Applicant/type of activity

413. <u>Phillips Kiln Service Company of Canada, Ltd.</u> , to service, repair and sell new and used parts for industrial kilns, coolers, dryers and similar related units which operate on a rotary principle	US	A	x	x	x		x	x		x
414. <u>Physio Tronics Corporation</u> , to manufacture electrical medical devices	US	A	x	x		x	x			x
415. <u>Pinupan Ltd. and Dr. Steen B. Esbensen</u> , to import, assemble and sell playground equipment and playground furniture	Swi	A	x	x			x		x	x
416. <u>Potter & Moore (Canada) Inc.</u> , initially to import and market, and later to manufacture soaps, toiletries and related products	UK	A	x	x	x	x	x			x
417. <u>QS/1 Data Systems, Ltd.</u> , to distribute a turnkey system of computer hardware and software to Canadian pharmacists	US	A	x	x	x		x		x	x
418. <u>R.N.I. Royal Nutrition International Inc.</u> , to manufacture and wholesale natural vitamins, minerals, herbs, herbal combinations and skin care products	US	A	x	x	x	x	x		x	x
419. <u>Reagens Canada Limited</u> , to import and market chemicals such as anti-oxidants, stabilizers, lubricants and additives for the plastics industry	Ita	A	x	x			x			x
420. <u>Red Devil, Inc.</u> , to import and distribute paint shakers, colorant dispensers and mixers and sundry paint products	US	A	x	x	x		x			x
421. <u>Resource Technology plc</u> , to import, manufacture, sell and/or lease remote-controlled submersible vehicles, towed marine inspection vehicles and related handling systems	UK	A	x	x	x	x	x		x	x
422. <u>John R. Riblet and John R. Riblet II</u> , to lease and sell automotive vans	US	A	x	x	x		x			x
423. <u>Richardson International, Inc.</u> , to import and distribute tubes and power semi-conductors	US	A	x	x	x		x			x
424. <u>Rogaray S.A., et al</u> , to sell wallpaper, paints and accessories through a retail chain of stores	Fr	A	x	x	x		x			x
425. <u>Ronson Corporation</u> , to manufacture by sub-contract and market the Ronson line of products including "Ronsonol" lighter fuels and flints, "Kleenol", a spot remover and "Multi-Lube", a penetrant spray lubricant	US	A	x	x	x		x			x
426. <u>SPM Instrument International, Inc.</u> , to import, distribute and service bearing monitoring instruments	Swe	A	x	x	x		x			x

Applicant/type of activity

427. <u>Deborah Anne Santilly and Ron Cecil George</u> , to sell handcrafted items and to provide custom framing services	UK	A	x	x	x	x					x
428. <u>Savjet Cassette Canada Inc.</u> , to import, manufacture and distribute carrying cases and home storage units for video and audio tape cassettes	US	A	x	x	x	x		x			x
429. <u>Scan-Tron Corporation</u> , to market optical mark reading and related supplies	US	A	x	x	x	x					x
430. <u>James A. Senty and Toby A. Racette</u> , to buy and sell, primarily to export markets, sulphur and related products	US	A	x	x	x	x	x				x
431. <u>Severin Montres, Ltd.</u> , to import from the U.S.A. and sell in Canada, Gucci brand timepieces	US	A	x	x							x
432. <u>Bharat Kumar K. Shah, Peter E. Rebel and Kuram Narasimham Krishnan</u> , to export wood pulp, tissue paper waste, industrial chemicals, viscose and asbestos fibres and to import leather wallets, passport covers and dried flowers	Indo	A	x	x	x	x	x				x
433. <u>Siegfried Liesmann</u> , to manufacture components by subcontract and assemble flying insect control devices	FRG	A	x	x	x	x					x
434. <u>Silicon Graphics Canada, Inc.</u> , to import, distribute and service interactive computer graphics systems	US	A	x	x		x			x		x
435. <u>Société Alsacienne de Commerce et d'Investissement S.A.</u> , primarily to export Canadian manufactured goods and to import automobile accessories and garage equipment	Fr	A	x	x	x	x	x				x
436. <u>Sollas Holland B.V.</u> , to import and wholesale industrial packing equipment	Ne	A	x	x	x	x					x
437. <u>Sotz Products, Inc.</u> , to assemble and within two years to manufacture drum heater kits, axes and farm carts	US	A	x	x	x	x			x		x
438. <u>Sterling Scales Co. of Canada Limited</u> , initially to service the existing and any new weigh scale installations of Sterling Scale Company Inc. in Canada and later to manufacture structural assemblies and assemble large weigh scales	NRC	A	x	x	x						x
439. <u>Stoller Chemical Company Inc.</u> , to manufacture a proprietary chemical or use by the pulp and paper industry and other chemicals such as fertilizers, pesticides and fungicides for the agricultural industry	US	A	x	x	x	x	x	x	x	x	x
440. <u>Sumitomo Machinery Corporation of America</u> , to import, assemble and distribute mechanical speed reducers	Jpn	A	x	x	x	x					x

Applicant/type of activity

455. <u>United Laboratories, Inc.</u> , initially to import and distribute and commercial cleaners, water treatment chemicals, lubricants, insecticides, solvent degreasers and disinfectants and later to manufacture some residential cleaners, polishes and solvents	US	A	x	x	x	x	x	x	x
456. <u>United City Merchants (Middle East) Limited</u> , to engage in general international trading	Bat	A	x	x		x	x		x
457. <u>Universal Equipment Company</u> , to purchase, dismantle, refurbish and resell used mining and mineral processing machinery and equipment	US	A	x	x	x	x	x		x
458. <u>VIANA S.r.l.</u> , to import and distribute handknitting wool and synthetic yarns	Ita	A	x	x			x		x
459. <u>Vermont American Corporation</u> , to manufacture, assemble using imported and/or Canadian-made components, import and package a variety of hand tools, power tool accessories and lawn and garden equipment accessories	US	A	x	x	x		x		x
460. <u>Victor-Balata Belting Company</u> , to import in bulk and fabricate to customers' specifications specialty belting for material conveyor systems	US	A	x	x	x	x	x		x
461. <u>Wahlig Holdings Ltd.</u> , to manufacture and market medical laboratory chemicals and related supplies	FRG	A	x	x	x	x		x	x
462. <u>Walker Telecommunications Corporation</u> , to import, distribute and service key telephone systems and cellular mobile telephone products	US	A	x	x	x			x	x
463. <u>Welch Allyn, Inc.</u> , to import, distribute and service its diagnostic medical instruments and related industrial products	US	A	x	x	x		x		x
464. <u>Western ICEE Corporation</u> , to import and distribute machines to make ICEE beverages, machines to make popcorn and to distribute related supplies	US	A	x	x				x	x
465. <u>Wickerware Canada Limited</u> , to import, paint, decorate and distribute wicker and rattan products	US	A	x	x	x				x
466. <u>Bjorn Wikdahl</u> , to import from Sweden and/or manufacture by sub-contract and distribute to the pulp and paper industry screens and de-aerators	Swe	A	x	x	x				x
467. <u>Williams Instrument Company International</u> , initially to import and distribute, and later to assemble chemical injection pumps and injection systems	US	A	x	x	x		x		x

Applicant/type of activity

468. <u>Windmere Corporation and 586140 Ontario Inc.</u> , to import, package and distribute small electrical personal care appliances and later to distribute liquid hair care products and beauty aids which would be manufactured in Canada	US	A	x	x	x	x			x
469. <u>Xerox Canada Inc.</u> , to import and distribute a variety of rigid and floppy disc drives for use in computer-based systems equipment	US	A	x	x					x
470. <u>Young Chang Akki Co., Ltd.</u> , to import and distribute pianos to chain, department and independent music stores	Kor	A	x	x	x	x	x		x
471. <u>Zondervan Book of Life Canada Inc.</u> , to import and market the Zondervan "Book of Life" books and related products	Austl	A	x	x	x	x	x	x	x
FINANCE, INSURANCE AND REAL ESTATE									
472. <u>Capital Real Estate Management Company Inc.</u> , to provide property management for an office building complex known as Burnhamthorpe Square Office Park	US	A	x		x		x		x
473. <u>Comtrade Petrobrokers Inc.</u> , to provide a brokerage service for the purchase and sale of crude oil and refined petroleum products	US	A	x	x		x	x	x	x
474. <u>Corham Developments Limited</u> , to restore, renovate, operate and manage the rental operations of real estate projects	UK	A	x	x	x		x		x
475. <u>Imbrook Properties Limited and Country and New Town Properties (Canada) Limited</u> , to own and operate an office/retail complex at 1140 West Pender Street, Vancouver, British Columbia	UK	A	x	x	x		x		x
476. <u>International Commodities Clearing House Limited</u> , to provide registering, clearing and guaranteeing services to clients who trade commodity futures contracts on the Montreal Exchange	UK	A	x	x					x
477. <u>Maharishi Education Foundation</u> , to operate private secondary schools in developing countries	Indo	A	x						x
478. <u>Donald Matthews and Martha Matthews</u> , to market and administer an extended service and warranty insurance program for electrical appliances	US	A	x	x					x
479. <u>Service Corporation International (Canada) Limited</u> , to provide life insurance in conjunction with pre-arranged funeral service contracts	US	A	x	x					x

Applicant/type of activity

480. <u>Veritas Trading Broker Limited</u> , to trade in commodity futures through the Toronto Futures Exchange mainly on behalf of investors from the Federal Republic of Germany	FRG	A	x	x	x	x	x	x
481. <u>Xerox Canada Inc.</u> , to provide general lease and conditional sales financing services	US	A	x	x		x	x	x

KEY TO COUNTRY ABBREVIATIONS*

Alg	Algeria	HK	Hong Kong	Ne-A	Netherlands-Antilles
Arg	Argentina	Hai	Haiti	Nor	Norway
Austl	Australia	Hun	Hungary	Pan	Panama
Aus	Austria	India	India	Phi	Philippines
Bahs	Bahamas	Indo	Indonesia	Pol	Poland
Bahn	Bahrein	Iran	Iran	Por	Portugal
Bel	Belgium	Iraq	Iraq	PRC	Peoples' Republic of China
Ber	Bermuda	Ire	Ireland	SAR	Saudi Arabia
Bra	Brazil	Isr	Israel	SAf	South Africa
Bru	Brunei	Ita	Italy	Sing	Singapore
Bul	Bulgaria	Jpn	Japan	Sp	Spain
Chile	Chile	Kenya	Kenya	Swe	Sweden
Col	Colombia	Kor	Korea	Swi	Switzerland
Cze	Czechoslovakia	Kuw	Kuwait	Syr	Syria
Den	Denmark	Leb	Lebanon	Tai	Taiwan
Ec	Ecuador	Libya	Libya	Tnz	Tanzania
Egy	Egypt	Liech	Liechtenstein	Trin	Trinidad
ES	El Salvador	Lux	Luxembourg	Tur	Turkey
FRG	Federal Republic of Germany	Mal	Malaysia	UK	United Kingdom
Fin	Finland	Mart	Martinique	US	United States
Fr	France	Mex	Mexico	USSR	Union of Soviet Socialist Republi
Gibr	Gibraltar	Mor	Morocco	Ven	Venezuela
Gre	Greece	NZ	New Zealand	Yug	Yugoslavia
Guad	Guadeloupe	Ne	Netherlands	Zam	Zambia
				Zim	Zimbabwe

* In addition to country abbreviations, there is NrC, which means "Non-resident Canadian".

Appendix D

List of Corporations that Obtained Opinions
from the Minister, Pursuant to Subsection 4(1) of the Act

1984-85

Name	Date of Opinion
Chieftain Development Co. Ltd*	June 19, 1984
Consumers Glass Company, Limited*	September 5, 1984
Dome Mines Limited*	July 13, 1984
Dome Petroleum Limited*	July 13, 1984
Genetor Corporation*	May 9, 1984
Huron Chemicals Limited*	August 22, 1984
INCO Limited*	February 27, 1984
Little Long Lae Group*	January 25, 1984
Norcen Energy Resources Limited*	April 4, 1984
Numae Oil and Gas Ltd*	February 13, 1984
Ranger Oil Limited*	September 13, 1984
Westburne international Industries Ltd*	February 11, 1985

* Renewals

Appendix E

Statistical Tables

April 1, 1985 - June 30, 1985

TABLE I
ALL APPLICATIONS OUTCOME OR STATUS

	<u>Acquisitions</u>		<u>New businesses</u>		<u>All applications</u>	
	<u>Apr-June 1985</u>	<u>Total¹</u>	<u>Apr-June 1985</u>	<u>Total²</u>	<u>Apr-June 1985</u>	<u>Total</u>
Applications received	91	3,996	89	4,131	180	8,127
Withdrawn prior to certification	2	219	2	429	4	648
Returned as non-reviewable	2	125	-	34	2	159
Pending certification as at June 30, 1985 and carried forward in accordance with the Investment Canada Act	4	-	11	-	15	-
Uncertified applications carried forward from March 31, 1985	3	-	11	-	14	-
Applications certified as reviewable	86	3,648	87	3,657	173	7,305
Unresolved applications carried forward from March 31, 1985	50		29		79	
Applications resolved	99	3,611	90	3,631	189	7,242
Allowed	96	3,116	87	3,048	183	6,164
Disallowed	-	213	-	222	-	435
Withdrawn after certification but before decision by the Governor in Council	3	282	3	361	6	643
Applications under assessment as at June 30, 1985 carried forward in accordance with the Investment Canada Act	37	-	26	-	63	-

¹ April 9, 1974 to June 30, 1985

² October 15, 1975 to June 30, 1985

TABLE III

REVIEWABLE ACQUISITION CASES
ACQUIREES CLASSIFIED BY EMPLOYMENT RANGE
AND BY WHETHER CANADIAN CONTROLLED OR FOREIGN CONTROLLED

Employment Range	Total				Canadian controlled				Foreign controlled			
	Number of cases		Employment		Number of cases		Employment		Number of cases		Employment	
	Apr-June		Apr-June		Apr-June		Apr-June		Apr-June		Apr-June	
	1985	Total	1985	Total	1985	Total	1985	Total	1985	Total	1985	Total
0 - 24	35	1,820	267	16,219	18	1,004	127	8,769	17	816	140	7,450
25 - 49	14	568	479	20,084	6	292	190	10,231	8	276	289	9,853
50 - 74	7	291	411	17,482	3	135	183	8,072	4	156	228	9,410
75 - 99	4	196	347	16,806	2	95	c	8,023	2	101	c	8,783
100 - 299	12	452	2,245	76,648	4	169	648	28,684	8	283	1,597	47,964
300 - 999	11	241	4,325	128,637	3	58	1,369	28,740	8	183	2,956	99,897
1,000 and above	3	80	5,572	197,712	1	21	c	52,325	2	59	c	145,387
TOTAL	86	3,648	13,646	473,588	37	1,774	5,810	144,844	49	1,874	7,836	328,744
	(&)		(&)		(&)		(&)		(&)		(&)	
	Apr-June		Apr-June		Apr-June		Apr-June		Apr-June		Apr-June	
	1985	Total	1985	Total	1985	Total	1985	Total	1985	Total	1985	Total
0 - 24	40.7	49.9	2.0	3.4	48.7	56.6	2.2	6.1	34.7	43.5	1.8	2.3
25 - 49	16.3	15.5	3.5	4.2	16.2	16.5	3.3	7.1	16.3	14.7	3.7	3.0
50 - 74	8.1	8.0	3.0	3.7	8.1	7.6	3.1	5.6	8.2	8.3	2.9	2.8
75 - 99	4.6	5.4	2.5	3.6	5.4	5.3	c	5.5	4.1	5.4	c	2.7
100 - 299	14.0	12.4	16.5	16.2	10.8	9.5	11.1	19.8	16.3	15.1	20.4	14.6
300 - 999	12.8	6.6	31.7	27.2	8.1	3.3	23.6	19.8	16.3	9.8	37.7	30.4
1,000 and above	3.5	2.2	40.8	41.7	2.7	1.2	c	36.1	4.1	3.2	c	44.2
TOTAL	100.0	100.0	100.0	100.0	100.0	100.0	100.0	100.0	100.0	100.0	100.0	100.0

c Asset figures excluded to preserve confidentiality

TABLE IV
 REVIEWABLE ACQUISITION CASES
 ACQUIREES CLASSIFIED BY PRINCIPAL INDUSTRY SECTOR

Industry sector	Number of cases		Assets of acquirees (\$000)		Average assets of acquirees (\$000)		Distribution by number of cases (%)		Distribution by assets of acquirees (%)	
	Apr.-June		Apr.-June		Apr.-June		Apr.-June		Apr.-June	
	1985	Total	1985	Total	1985	Total	1985	Total	1985	Total
83-84										
Mines, mineral fuels, and incidental services	6	201	} 138,843	11,062,817	} 19,835	55,039	7.0	5.5	} 5.4	22.2
Other resources	1	35		100,243		2,864	1.1	1.0		0.2
Manufacturing	36	1,568	1,084,279	17,098,309	30,119	10,905	41.9	43.0	41.8	34.3
Construction	-	64	-	301,172	-	4,706	-	1.7	-	0.6
Transportation, communication and other utilities	1	124	c	936,673	c	7,554	1.2	3.4	c	1.9
Wholesale and retail trade	20	945	101,976	4,621,766	5,099	4,891	23.2	25.9	3.9	9.3
Finance, insurance and real estate	4	199	c	13,597,006	c	68,327	4.7	5.5	c	27.3
Community, business and personal services	18	512	225,464	2,102,487	12,526	4,106	20.9	14.0	8.7	4.2
TOTAL	86	3,648	2,591,815	49,820,473	30,137	13,657	100.0	100.0	100.0	100.0
<u>SUMMARY</u>										
Resource	7	236	138,843	11,163,060	19,835	47,301	8.1	6.5	5.4	22.4
Manufacturing	36	1,568	1,084,279	17,098,309	30,119	10,905	41.9	43.0	41.8	34.3
Service	43	1,844	1,368,693	21,559,104	31,830	11,691	50.0	50.5	52.8	43.3

c. Asset figures excluded to preserve confidentiality

TABLE V
 REVIEWABLE ACQUISITION CASES
 ACQUIREES CLASSIFIED BY PRINCIPAL TYPE OF MANUFACTURING

Types of Manufacturing	Number of cases		Assets of acquirees (\$000)		Average assets of acquirees (\$000)		Distribution by number of cases (%)		Distribution by assets of acquirees (%)	
	Apr.-June		Apr.-June		Apr.-June		Apr.-June		Apr.-June	
	1985	Total	1985	Total	1985	Total	1985	Total	1985	Total
Food and beverages	2	151	c	2,328,812	c	15,423	5.6	9.6	c	13.6
Tobacco products	-	3	-	11,234	-	3,745	-	0.2	-	0.1
Rubber and plastic products	3	78	30,604	598,224	10,201	7,670	8.3	5.0	2.8	3.5
Leather	-	10	-	59,200	-	5,920	-	0.6	-	0.3
Textiles	-	43	-	224,368	-	5,218	-	2.7	-	1.3
Knitting Mills	-	7	-	38,472	-	5,496	-	0.5	-	0.2
Clothing	-	27	-	200,082	-	7,410	-	1.7	-	1.2
Wood	-	49	-	910,271	-	18,577	-	3.1	-	5.3
Furniture and fixtures	-	44	-	173,877	-	3,952	-	2.8	-	1.0
Paper and allied Printing, publishing and allied	1	37	c	1,403,280	c	37,926	2.8	2.4	c	8.2
Primary metal	1	42	c	208,179	c	4,957	2.8	2.7	c	1.2
Metal fabricating	2	43	c	953,698	c	22,179	5.6	2.7	c	5.6
Machinery	4	195	50,341	938,900	12,585	4,815	11.1	12.4	4.6	5.5
Transportation equipment	5	185	46,974	1,375,987	9,395	7,438	13.8	11.8	4.3	8.0
Electrical products	3	103	41,959	1,895,093	13,986	18,399	8.3	6.6	3.9	11.1
Non-metallic mineral products	6	170	710,577	2,885,036	118,430	16,971	16.7	10.8	65.5	16.9
Petroleum and coal products	3	78	33,735	887,183	11,245	11,374	8.3	5.0	3.1	5.2
Chemical	-	7	-	84,668	-	12,095	-	0.5	-	0.5
Miscellaneous manufacturing	6	175	35,778	1,348,066	5,963	7,703	16.7	11.2	3.3	7.9
	-	121	-	573,679	-	4,741	-	7.7	-	3.4
TOTAL	36	1,568	1,084,279	17,098,309	30,119	10,905	100.0	100.0	100.0	100.0

c Asset figures excluded to preserve confidentiality

TABLE VI
 REVIEWABLE ACQUISITION CASES
 ACQUIREES CLASSIFIED BY PROVINCE OF PRINCIPAL LOCATION

Region	Number of cases		Assets of acquirees (\$000)		Distribution by number of cases (%)		Distribution by assets of acquirees (%)	
	Apr.-June		Apr.-June		Apr.-June		Apr.-June	
	1985	Total	1985	Total	1985	Total	1985	Total
Atlantic provinces	2	100	c	806,702	2.3	2.7	c	1.6
Newfoundland	-	18	-	540,732	-	0.5	-	1.1
Prince Edward Island	-	5	-	8,188	-	0.1	-	n
Nova Scotia	-	41	-	71,678	-	1.1	-	0.1
New Brunswick	2	36	c	186,104	2.3	1.0	c	0.4
Quebec	6	610		250,974 5,998,647	7.0	16.7	9.7	12.0
Ontario	60	2,070		2,127,751 32,129,364	69.8	56.8	82.1	64.5
Western provinces	18	868	c	10,885,760	20.9	23.8	c	21.9
Manitoba	2	75	c	466,693	2.3	2.1	c	0.9
Saskatchewan	-	38	-	574,583	-	1.0	-	1.2
Alberta	7	377		112,995 6,048,947	8.1	10.3	4.4	12.1
British Columbia	9	364		72,397 3,418,577	10.5	10.0	2.8	6.9
Yukon and Northwest Territories	-	14	-	376,960	-	0.4	-	0.8
TOTAL	86	3,648		2,591,815 49,802,473	100.0	100.0	100.0	100.0

c Asset figures excluded to preserve confidentiality
 n Negligible

TABLE VII
 REVIEWABLE ACQUISITION CASES
 APPLICANTS CLASSIFIED BY COUNTRY OF APPARENT CONTROL

Applicant's country of apparent control	Number of cases		Assets of acquirees (\$000)		Distribution by number of cases (%)		Distribution by assets of acquirees (%)	
	Apr.-June		Apr.-June		Apr.-June		Apr.-June	
	1985	Total	1985	Total	1985	Total	1985	Total
United States	55	2,374	1,599,097	29,498,740	63.9	65.1	61.7	59.2
Western Europe	22	1,065	883,965	17,955,244	25.6	29.2	34.1	36.0
Austria	-	2	-	c	-	0.1	-	c
Belgium	-	20	-	5,818,460 ¹	-	0.5	-	11.7
Denmark	-	12	-	27,078	-	0.3	-	0.1
Finland	1	20	c	575,105	1.2	0.5	c	1.2
France	1	112	c	1,214,965	1.2	3.1	c	0.2
Greece	-	2	-	c	-	0.1	-	c
Italy	-	18	-	61,082	-	0.5	-	0.1
Liechtenstein	-	10	-	43,715	-	0.3	-	0.1
Luxembourg	-	5	-	28,424	-	0.1	-	0.1
Netherlands	1	46	c	1,348,701	1.2	1.3	c	2.7
Norway	1	15	c	110,229	1.2	0.4	c	0.2
Portugal	-	1	-	c	-	n	-	c
Spain	-	1	-	c	-	n	-	c
Sweden	-	72	-	422,049	-	2.0	-	0.8
Switzerland	2	93	c	753,132	2.3	2.6	c	1.5
United Kingdom	13	471	655,023	5,582,079	15.1	12.9	25.2	11.2
West Germany	3	165	177,148	1,941,486	3.4	4.5	6.8	3.9
All other countries	9	209	108,753	2,366,489	10.5	5.7	4.2	4.8
Argentina	-	2	-	c	-	0.1	-	c
Australia	2	33	c	291,937	2.3	0.9	c	0.6
Bahamas	-	1	-	c	-	n	-	c
Bermuda	-	7	-	4,474	-	0.2	-	n
Brazil	-	1	-	c	-	n	-	c
Czechoslovakia	-	1	-	c	-	n	-	c
Hong Kong	-	26	-	251,195	-	0.7	-	0.6
India	-	1	-	c	-	n	-	c
Indonesia	-	3	-	11,449	-	0.1	-	n
Iran	-	4	-	997	-	0.1	-	n
Israel	1	3	c	7,826	1.2	0.1	c	n

TABLE VII (conclusion)

REVIEWABLE ACQUISITION CASES
 APPLICANTS CLASSIFIED BY COUNTRY OF APPARENT CONTROL

Applicant's country of apparent control	Number of cases		Assets of acquirees (\$000)		Distribution by number of cases (%)		Distribution by assets of acquirees (%)	
	Apr.-June		Apr.-June		Apr.-June		Apr.-June	
	1985	Total	1985	Total	1985	Total	1985	Total
Other countries (cont'd)								
Jamaica	-	1	-	c	-	n	-	c
Japan	2	39	c	143,551	2.3	1.1	c	0.3
Jordan	-	2	-	c	-	0.1	-	c
Kenya	-	2	-	c	-	0.1	-	c
Kuwait	-	3	-	1,892	-	0.1	-	n
Lebanon	-	3	-	2,038	-	0.1	-	n
Libya	-	1	-	c	-	n	-	c
Malaysia	-	7	-	92,074	-	0.2	-	0.2
Mexico	-	3	-	5,159	-	0.1	-	n
Netherlands Antilles	-	2	-	c	-	0.1	-	c
New Zealand	-	6	-	584,442	-	0.1	-	1.4
Panama	-	3	-	2,269	-	0.1	-	n
Peoples Republic of China	1	1	c	c	1.2	n	c	c
Philippines	-	1	-	c	-	n	-	c
Saudi Arabia	-	8	-	362,737	-	0.2	-	0.7
Singapore	-	4	-	42,625	-	0.1	-	0.1
South Africa	2	9	c	38,702	2.3	0.2	c	0.1
Surinam	-	1	-	c	-	n	-	c
Taiwan	-	1	-	c	-	n	-	c
Tanzania	-	2	-	c	-	0.1	-	c
United Arab Emirates*	-	2	-	c	-	0.1	-	c
Venezuela	-	2	-	c	-	0.1	-	c
Yugoslavia	-	1	-	c	-	n	-	c
Non-Resident Cdn	1	23	c	261,396	1.2	0.6	c	0.5
TOTAL	86	3,648	2,591,815	49,820,473	100.0	100.0	100.0	100.0

c Asset figures excluded to preserve confidentiality

n Negligible

1 One case in fiscal year 1981/82 accounted for \$5.5 billion in assets of the total of \$5.8 billion

TABLE VIII
 REVIEWABLE ACQUISITION CASES
 ACQUIREES CLASSIFIED BY PROVINCE OF PRINCIPAL LOCATION
 AND APPLICANTS BY COUNTRY OF APPARENT CONTROL

Region	U.S. applicants				Western European applicants				All other applicants			
	Number of cases		Distribution of cases (%)		Number of cases		Distribution of cases (%)		Number of cases		Distribution of cases (%)	
	Apr.-June 1985	Total	Apr.-June 1985	Total	Apr.-June 1985	Total	Apr.-June 1985	Total	Apr.-June 1985	Total	Apr.-June 1985	Total
Atlantic provinces	1	56	1.8	2.4	1	36	4.6	3.4	-	8	-	3.8
Newfoundland	-	9	-	0.4	-	5	-	0.5	-	4	-	1.9
Prince Edward Island	-	1	-	0.1	-	2	-	0.2	-	2	-	0.9
Nova Scotia	-	25	-	1.1	-	15	-	1.4	-	1	-	0.5
New Brunswick	1	21	1.8	0.8	1	14	4.6	1.3	-	1	-	0.5
Quebec	3	332	5.5	14.0	3	236	13.6	22.1	-	42	-	20.1
Ontario	39	1,428	70.9	60.1	13	543	59.1	51.0	8	99	88.9	47.4
Western provinces	12	558	21.8	23.5	5	250	22.7	23.5	1	60	11.1	28.7
Manitoba	1	51	1.8	2.2	1	19	4.6	1.8	-	5	-	2.4
Saskatchewan	-	26	-	1.1	-	10	-	0.9	-	2	-	1.0
Alberta	7	259	12.7	10.9	-	106	-	10.0	-	12	-	5.7
British Columbia	4	210	7.3	8.8	4	113	18.1	10.6	1	41	11.1	19.6
Yukon and Northwest Territories	-	12	-	0.5	-	2	-	0.2	-	-	-	-
TOTAL	55	2,374	100.0	100.0	22	1,065	100.0	100.0	9	209	100.0	100.0

TABLE IX
 REVIEWABLE ACQUISITION CASES
 ACQUIREES CLASSIFIED BY PRINCIPAL INDUSTRY SECTOR
 AND APPLICANTS BY COUNTRY OF APPARENT CONTROL

Industry sector	U.S. applicants				Western European applicants				All other applicants			
	Number of cases		Distribution of cases (%)		Number of cases		Distribution of cases (%)		Number of cases		Distribution of cases (%)	
	Apr.-June 1985		Apr.-June 1985		Apr.-June 1985		Apr.-June 1985		Apr.-June 1985		Apr.-June 1985	
	Total	Total	Total	Total	Total	Total	Total	Total	Total	Total	Total	Total
Mines, mineral fuels, and incidental services	5	127	9.1	5.3	-	63	-	5.9	1	11	11.1	5.3
Other resources	1	18	1.8	0.8	-	15	-	1.4	-	2	-	0.9
Manufacturing	27	1,077	49.1	45.4	7	422	31.8	39.6	2	69	22.2	33.0
Construction	-	32	-	1.3	-	31	-	2.9	-	1	-	0.5
Transportation, communication and other utilities	-	91	-	3.8	-	23	-	2.2	1	10	11.1	4.0
Wholesale and retail trade	9	582	16.4	24.5	8	300	36.4	28.2	3	63	33.4	30.1
Finance, insurance and real estate	2	82	3.6	3.5	2	102	9.1	9.6	-	15	-	7.2
Community, business and personal services	11	365	20.0	15.4	5	109	22.7	10.2	2	38	22.2	18.2
TOTAL	55	2,374	100.0	100.0	22	1,065	100.0	100.0	9	209	100.0	100.0
SUMMARY												
Resource	6	145	10.9	6.1	-	78	-	7.3	1	13	11.1	6.2
Manufacturing	27	1,077	49.1	45.4	7	422	31.8	39.6	2	69	22.2	33.0
Service	22	1,152	40.0	48.5	15	565	68.2	53.1	6	127	66.7	60.8

TABLE X
 OUTCOME OF RESOLVED ACQUISITION CASES
 APPLICANTS CLASSIFIED BY COUNTRY OF APPARENT CONTROL
 AND ACQUIREES BY WHETHER CANADIAN CONTROLLED OR FOREIGN CONTROLLED

Applicant's country of apparent control and outcome of cases	Total				Canadian controlled				Foreign controlled			
	Number of cases		Percent		Number of cases		Percent		Number of cases		Percent	
	Apr.-June 1985	Total	Apr.-June 1985	Total	Apr.-June 1985	Total	Apr.-June 1985	Total	Apr.-June 1985	Total	Apr.-June 1985	Total
United States												
Allowed	66	2,025	97.1	86.1	22	893	95.7	85.5	44	1,132	97.8	86.6
Disallowed	-	153	-	6.5	-	69	-	6.6	-	84	-	6.4
Withdrawn	2	174	2.9	7.4	1	82	4.3	7.9	1	92	2.2	7.0
TOTAL	68	2,352	100.0	100.0	23	1,044	100.0	100.0	45	1,308	100.0	100.0
Western Europe												
Allowed	24	915	100.0	86.8	9	496	100.0	85.2	15	419	100.0	88.8
Disallowed	-	50	-	4.7	-	34	-	5.9	-	16	-	3.4
Withdrawn	-	89	-	8.5	-	52	-	8.9	-	37	-	7.8
TOTAL	24	1,054	100.0	100.0	9	582	100.0	100.0	15	472	100.0	100.0
All other countries												
Allowed	6	176	85.7	85.8	6	114	85.7	82.6	-	62	-	92.5
Disallowed	-	10	-	4.9	-	8	-	5.8	-	2	-	3.0
Withdrawn	1	19	14.3	9.3	1	16	14.3	11.6	-	3	-	4.5
TOTAL	7	205	100.0	100.0	7	138	100.0	100.0	-	67	-	100.0
Total Resolved												
Allowed	96	3,116	97.0	86.3	37	1,503	94.9	85.2	59	1,613	98.3	87.3
Disallowed	-	213	-	5.9	-	111	-	6.3	-	102	-	5.5
Withdrawn	3	282	3.0	7.8	2	150	5.1	8.5	1	132	1.7	7.2
TOTAL	99	3,611	100.0	100.0	39	1,764	100.0	100.0	60	1,847	100.0	100.0

TABLE XI
 OUTCOME OF RESOLVED ACQUISITION CASES
 ACQUIREES CLASSIFIED BY PRINCIPAL INDUSTRY SECTOR

Industry sector	Allowed cases				Disallowed cases				Withdrawn cases			
	Number of cases		Percentage of industry sector total (%)		Number of cases		Percentage of industry sector total (%)		Number of cases		Percentage of industry sector total (%)	
	Apr.-June 1985		Apr.-June 1985		Apr.-June 1985		Apr.-June 1985		Apr.-June 1985		Apr.-June 1985	
	Total	Total	Total	Total	Total	Total	Total	Total	Total	Total	Total	Total
Mines, mineral fuels, and incidental services	3	140	75.0	71.8	-	30	-	15.4	1	25	25.0	12.8
Other resources	1	31	100.0	88.6	-	1	-	2.8	-	3	-	8.6
Manufacturing	41	1,380	100.0	88.9	-	73	-	4.7	-	100	-	6.4
Construction	1	52	100.0	81.3	-	5	-	7.8	-	7	-	10.9
Transportation, communication and other utilities	3	100	100.0	80.6	-	9	-	7.3	-	15	-	12.1
Wholesale and retail trade	28	817	96.6	87.1	-	55	-	5.9	1	66	3.4	7.0
Finance, insurance and real estate	7	161	100.0	81.7	-	9	-	4.6	-	27	-	13.7
Community, business and personal services	12	435	92.3	86.2	-	31	-	6.1	1	39	7.7	7.7
TOTAL	96	3,116	97.0	86.3	-	213	-	5.9	3	282	3.0	7.8
SUMMARY												
Resource	4	171	99.4	74.3	-	31	-	13.5	1	28	0.6	12.2
Manufacturing	41	1,380	100.0	88.9	-	73	-	4.7	-	100	-	6.4
Service	51	1,565	96.2	85.6	-	109	-	6.0	2	154	3.8	8.4

TABLE XII
 REVIEWABLE NEW-BUSINESS CASES
 NEW BUSINESSES CLASSIFIED BY PLANNED INVESTMENT RANGE

Planned investment range (\$000)	Number of cases		Planned investment (\$mil.)		Distribution by number of cases (%)		Distribution by planned investment (%)	
	Apr.-June		Apr.-June		Apr.-June		Apr.-June	
	1985	Total	1985	Total	1985	Total	1985	Total
Up to 499	61	2,740	8.4	274.5	70.1	74.9	4.7	2.5
500 - 999	8	313	4.7	203.7	9.2	8.5	2.6	1.8
1,000 - 1,999	5	260	6.2	340.6	5.7	7.1	3.5	3.1
2,000 - 4,999	6	167	15.7	491.9	6.9	4.6	8.8	4.5
5,000 - 9,999	4	61	23.3	386.2	4.6	1.7	13.1	3.5
10,000 - 24,999	1	65	} 120.0	940.0	1.2	1.8	} 67.3	8.6
25,000 and above	2	51		8,338.2	2.3	1.4		76.0
TOTAL	87	3,657	178.3	10,975.1	100.0	100.0	100.0	100.0

TABLE XIII

REVIEWABLE NEW-BUSINESS CASES
NEW BUSINESSES CLASSIFIED BY PLANNED EMPLOYMENT RANGE

Planned employment range	Number of cases		Planned employment		Distribution by number of cases (%)		Distribution by planned employment (%)	
	Apr.-June		Apr.-June		Apr.-June		Apr.-June	
	1985	Total	1985	Total	1985	Total	1985	Total
0 - 24	66	3,023	548	20,392	75.9	82.7	23.8	26.9
25 - 49	5	300	c	9,628	5.7	8.2	c	12.7
50 - 74	6	132	320	7,402	6.9	3.6	13.9	9.8
75 - 99	1	64	c	5,324	1.2	1.7	c	7.0
100 - 299	9	106	1,170	15,762	10.3	2.9	50.9	20.8
300 - 999	-	29	-	12,714	-	0.8	-	16.8
1,000 and above	-	3	-	4,586	-	0.1	-	6.0
TOTAL	87	3,657	2,298	75,808	100.0	100.0	100.0	100.0

TABLE XIV

REVIEWABLE NEW-BUSINESS CASES
NEW BUSINESSES CLASSIFIED BY PRINCIPAL INDUSTRY SECTOR

Industry sector	Number of cases		Planned investment (\$000)		Average planned investment (\$000)		Distribution by number of cases (%)		Distribution by planned investment (%)	
	Apr.-June 1985	Total	Apr.-June 1985	Total	Apr.-June 1985	Total	Apr.-June 1985	Total	Apr.-June 1985	Total
	Mines, mineral fuels, and incidental services	4	161	49,500	4,047,971	12,375	25,143	4.6	4.4	27.8
Other resources	-	34	-	30,731	-	904	-	0.9	-	0.3
Manufacturing	20	1,027	10,778	4,049,523	539	3,943	23.0	28.1	6.0	36.9
Construction	2	108	c	329,077	c	3,047	2.3	2.9	c	3.0
Transportation, communication and other utilities	2	105	c	776,267	c	7,393	2.3	2.9	c	7.1
Wholesale and retail trade	32	1,368	26,057	363,252	814	266	36.8	37.4	14.6	3.3
Finance, insurance and real estate	1	112	c	738,377	c	6,593	1.1	3.1	c	6.7
Community, business and personal services	26	742	86,670	639,923	3,333	862	29.9	20.3	48.6	5.8
TOTAL	87	3,657	178,255	10,975,121	2,049	3,001	100.0	100.0	100.0	100.0
<u>SUMMARY</u>										
Resource	4	195	49,500	4,078,702	12,375	20,916	4.6	5.3	27.8	37.2
Manufacturing	20	1,027	10,778	4,049,523	539	3,943	23.0	28.1	6.0	36.9
Service	63	2,435	117,977	2,846,896	1,873	1,169	72.4	66.6	66.2	25.9

TABLE XV
 REVIEWABLE NEW-BUSINESS CASES
 NEW BUSINESSES CLASSIFIED BY PRINCIPAL TYPE OF MANUFACTURING

Types of Manufacturing	Number of cases		Planned investment (\$000)		Average planned investment (\$000)		Distribution by number of cases (%)		Distribution by planned investment (%)	
	Apr.-June		Apr.-June		Apr.-June		Apr.-June		Apr.-June	
	1985	Total	1985	Total	1985	Total	1985	Total	1985	Total
Food and beverages	-	78	-	142,530	-	1,827	-	7.6	-	3.5
Tobacco products	-	-	-	-	-	-	-	-	-	-
Rubber and plastic products	3	74	971	105,161	324	1,421	15.0	7.2	9.0	2.6
Leather	-	6	-	c	-	c	-	0.6	-	c
Textiles	-	32	-	57,598	-	1,800	-	3.1	-	1.4
Knitting Mills	-	2	-	c	-	c	-	0.2	-	c
Clothing	-	26	-	8,359	-	322	-	2.5	-	0.2
Wood	-	26	-	93,469	-	3,595	-	2.5	-	2.3
Furniture and fixtures	-	28	-	14,002	-	500	-	2.7	-	0.3
Paper and allied	1	22	c	41,834	c	1,902	5.0	2.1	c	1.0
Printing, publishing and allied	-	30	-	12,295	-	410	-	2.9	-	0.3
Primary metal	1	36	c	2,034,154	c	56,504	5.0	3.5	c	50.2
Metal fabricating	3	133	500	151,306	167	1,138	15.0	13.0	4.6	3.7
Machinery	3	133	265	88,699	88	667	15.0	13.0	2.5	2.2
Transportation equipment	-	68	-	224,760	-	3,305	-	6.6	-	5.6
Electrical products	4	92	4,250	123,776	1,063	1,345	20.0	9.0	39.4	3.1
Non-metallic mineral products	2	37	c	139,813	c	3,779	10.0	3.6	c	3.5
Petroleum and coal products	-	6	-	502,525	-	83,754	-	0.6	-	12.4
Chemical	2	74	c	217,858	c	2,944	10.0	7.2	c	5.4
Miscellaneous manufacturing	1	124	c	62,069	c	501	5.0	12.1	c	1.5
TOTAL	20	1,027	10,778	4,049,523	539	3,943	100.0	100.0	100.0	100.0

c Planned investment figures excluded to preserve confidentiality

TABLE XVI
 REVIEWABLE NEW-BUSINESS CASES
 NEW BUSINESSES CLASSIFIED BY PROVINCE OF PRINCIPAL LOCATION

Region	Number of cases		Planned investment (\$000)		Distribution by number of cases (%)		Distribution by planned investment (%)	
	Apr.-June		Apr.-June		Apr.-June		Apr.-June	
	1985	Total	1985	Total	1985	Total	1985	Total
Atlantic provinces	4	186	110,400	1,396,358	4.6	5.1	61.9	12.7
Newfoundland	-	25	-	29,996	-	0.7	-	0.3
Prince Edward Island	-	16	-	8,785	-	0.4	-	0.1
Nova Scotia	3	112	c	248,227	3.4	3.1	c	2.2
New Brunswick	1	33	c	1,109,350	1.2	0.9	c	10.1
Quebec	9	530	1,645	2,542,282	10.3	14.5	0.9	23.2
Ontario	60	2,157	40,758	1,845,307	69.0	59.0	22.9	16.8
Western provinces	14	784	25,452	5,191,174	16.1	21.4	14.3	47.3
Manitoba	1	78	c	118,010	1.2	2.1	c	1.0
Saskatchewan	1	34	c	96,956	1.2	0.9	c	0.9
Alberta	8	321	20,255	1,906,627	9.1	8.8	11.4	17.4
British Columbia	4	337	4,537	3,061,496	4.6	9.2	2.5	27.9
Yukon and Northwest Territories	-	14	-	8,085	-	0.4	-	0.1
TOTAL	87	3,657	178,255	10,975,121	100.0	100.0	100.0	100.0

c Planned investment figures excluded to preserve confidentiality

TABLE XVII
 REVIEWABLE NEW-BUSINESS CASES
 APPLICANTS CLASSIFIED BY COUNTRY OF APPARENT CONTROL

Applicant's country of apparent control	Number of cases		Planned investment (\$000)		Distribution by number of cases (%)		Distribution by planned investment (%)	
	Apr.-June		Apr.-June		Apr.-June		Apr.-June	
	1985	Total	1985	Total	1985	Total	1985	Total
United States	57	2,052	57,622	2,907,444	65.5	56.1	32.3	26.5
Western Europe	17	1,182	114,608	4,579,694	19.5	32.3	64.3	41.7
Austria	1	11	c	3,670	1.1	0.3	c	n
Belgium	-	19	-	98,762	-	0.5	-	0.9
Denmark	-	33	-	21,041	-	0.9	-	0.2
Finland	2	26	c	68,979	2.3	0.7	c	0.6
France	4	194	92,160	2,189,395	4.6	5.3	51.7	19.9
Gibraltar	-	1	-	c	-	n	-	c
Greece	1	4	c	12,149	1.2	0.1	c	0.1
Ireland	-	4	-	2,700	-	0.1	-	n
Italy	1	73	c	119,946	1.1	2.0	c	1.1
Liechtenstein	-	4	-	8,767	-	0.1	-	0.1
Luxembourg	-	4	-	955	-	0.1	-	n
Monaco	-	2	-	c	-	0.1	-	c
Netherlands	1	60	c	38,623	1.2	1.6	c	0.4
Norway	-	25	-	14,049	-	0.7	-	0.1
Portugal	-	3	-	588	-	0.1	-	n
Spain	-	6	-	16,414	-	0.2	-	0.2
Sweden	1	64	c	86,494	1.1	1.8	c	0.8
Switzerland	-	82	-	124,873	-	2.2	-	1.1
United Kingdom	4	333	568	555,230	4.6	9.1	0.3	5.1
West Germany	2	234	c	1,206,034	2.3	6.4	c	11.0
All other countries	13	423	6,025	3,487,983	15.0	11.6	3.4	31.8
Algeria	-	1	-	c	-	n	-	c
Argentina	-	4	-	1,871	-	0.1	-	n
Australia	-	22	-	33,009	-	0.6	-	0.3
Bahamas	-	1	-	c	-	n	-	c
Bahrain	-	1	-	c	-	n	-	c
Bermuda	-	6	-	730	-	0.2	-	n

TABLE XVII (cont'd)

REVIEWABLE NEW-BUSINESS CASES
 APPLICANTS CLASSIFIED BY COUNTRY OF APPARENT CONTROL

Applicant's country of apparent control	Number of cases		Planned investment (\$000)		Distribution by number of cases (%)		Distribution by planned investment (%)	
	Apr.-June		Apr.-June		Apr.-June		Apr.-June	
	1985	Total	1985	Total	1985	Total	1985	Total
Other countries (cont'd)								
Brazil	-	3	-	80	-	0.1	-	n
Brunei	-	1	-	c	-	n	-	c
Bulgaria	-	1	-	c	-	n	-	c
Chile	-	2	-	c	-	0.1	-	c
Colombia	-	1	-	c	-	n	-	c
Cuba	-	1	-	c	-	n	-	c
Ecuador	-	1	-	c	-	n	-	c
Egypt	-	1	-	c	-	n	-	c
El Salvador	-	1	-	c	-	n	-	c
Fiji	-	1	-	c	-	n	-	c
Ghana	1	1	c	c	1.1	n	c	c
Guadalupe	-	2	-	c	-	0.1	-	c
Guyana	-	3	-	296	-	0.1	-	n
Haiti	-	1	-	c	-	n	-	c
Hong Kong	-	65	-	69,046	-	1.8	-	0.7
Iceland	1	2	c	c	1.2	0.1	c	c
India	-	17	-	3,766	-	0.5	-	n
Indonesia	-	2	-	c	-	0.1	-	c
Iran	-	5	-	210	-	0.1	-	n
Iraq	-	2	-	c	-	0.1	-	c
Israel	-	13	-	2,177	-	0.4	-	n
Japan	4	117	70	2,848,710	4.6	3.2	n	26.0
Jordan	-	3	-	120	-	0.1	-	n
Kenya	-	1	-	c	-	n	-	c
Korea	1	14	c	294,195	1.1	0.4	c	2.7
Kuwait	1	5	c	5,350	1.2	0.1	c	n
Lebanon	-	7	-	31,064	-	0.2	-	0.3
Malaysia	-	6	-	72,747	-	0.2	-	0.7
Martinique	-	1	-	c	-	n	-	c
Mexico	-	10	-	23,316	-	0.3	-	0.2
Morocco	-	1	-	c	-	n	-	c

TABLE XVII (conclusion)

REVIEWABLE NEW-BUSINESS CASES
 APPLICANTS CLASSIFIED BY COUNTRY OF APPARENT CONTROL

Applicant's country of apparent control	Number of cases		Planned investment (\$000)		Distribution by number of cases (%)		Distribution by planned investment (%)	
	Apr.-June		Apr.-June		Apr.-June		Apr.-June	
	1985	Total	1985	Total	1985	Total	1985	Total
Other countries (cont'd)								
Netherlands Antilles	-	3	-	40	-	0.1	-	n
New Zealand	-	6	-	3,650	-	0.2	-	n
Nicaragua	1	1	c	c	1.1	n	c	c
Nigeria	-	1	-	c	-	n	-	c
Pakistan	-	2	-	c	-	0.1	-	c
Panama	-	1	-	c	-	n	-	c
People's Republic of China	-	4	-	1,700	-	0.1	-	n
Peru	-	1	-	c	-	n	-	c
Philippines	-	6	-	935	-	0.2	-	n
Poland	1	3	c	795	1.2	0.1	c	n
Romania	-	1	-	c	-	n	-	c
Saudi Arabia	-	2	-	c	-	0.1	-	c
Singapore	-	5	-	5,505	-	0.1	-	n
South Africa	1	20	c	1,623	1.1	0.5	c	n
Syria	-	1	-	c	-	n	-	c
Taiwan	-	8	-	5,304	-	0.2	-	n
Trinidad	-	2	-	c	-	0.1	-	c
Turkey	-	2	-	c	-	0.1	-	c
Uruguay	-	1	-	c	-	n	-	c
USSR	-	2	-	c	-	0.1	-	c
Yugoslavia	-	4	-	613	-	0.1	-	n
Zambia	1	2	c	c	1.2	0.1	c	c
Zimbabwe	-	1	-	c	-	n	-	c
Non-Resident Cdn	1	18	c	49,909	1.2	0.5	c	0.4
TOTAL	87	3,657	178,255	10,975,121	100.0	100.0	100.0	100.0

c Planned investment figures excluded to preserve confidentiality

n Negligible

TABLE XVIII

REVIEWABLE NEW-BUSINESS CASES
NEW BUSINESSES CLASSIFIED BY PROVINCE OF PRINCIPAL LOCATION
AND APPLICANTS BY COUNTRY OF APPARENT CONTROL

Region	U.S. applicants				Western European applicants				All other applicants			
	Number of cases		Distribution of cases (%)		Number of cases		Distribution of cases (%)		Number of cases		Distribution of cases (%)	
	Apr.-June		Apr.-June		Apr.-June		Apr.-June		Apr.-June		Apr.-June	
	1985	Total	1985	Total	1985	Total	1985	Total	1985	Total	1985	Total
Atlantic provinces	1	57	1.8	2.8	2	112	11.8	9.5	1	17	7.7	4.0
Newfoundland	-	10	-	0.5	-	10	-	0.8	-	5	-	1.2
Prince Edward Island	-	-	-	-	-	15	-	1.3	-	1	-	0.2
Nova Scotia	1	36	1.8	1.8	1	65	5.9	5.5	1	11	7.7	2.6
New Brunswick	-	11	-	0.5	1	22	5.9	1.9	-	-	-	-
Quebec	2	172	3.5	8.4	7	303	41.1	25.6	-	55	-	13.0
Ontario	42	1,338	73.7	65.2	6	584	35.3	49.4	12	235	92.3	55.6
Western provinces	12	485	21.0	23.6	2	183	11.8	15.5	-	116	-	27.4
Manitoba	1	64	1.8	3.1	-	8	-	0.7	-	6	-	1.4
Saskatchewan	1	22	1.7	1.1	-	9	-	0.8	-	3	-	0.7
Alberta	6	193	10.5	9.4	2	97	11.8	8.2	-	31	-	7.3
British Columbia	4	199	7.0	9.7	-	62	-	5.2	-	76	-	18.0
Yukon and Northwest Territories	-	7	-	0.3	-	7	-	0.6	-	-	-	-
TOTAL	57	2,052	100.0	100.0	17	1,182	100.0	100.0	13	423	100.0	100.0

TABLE XIX
 REVIEWABLE NEW-BUSINESS CASES
 NEW BUSINESSES CLASSIFIED BY PRINCIPAL INDUSTRY SECTOR
 AND APPLICANTS BY COUNTRY OF APPARENT CONTROL

Industry sector	U.S. applicants				Western European applicants				All other applicants			
	Number of cases		Distribution of cases (%)		Number of cases		Distribution of cases (%)		Number of cases		Distribution of cases (%)	
	Apr.-June		Apr.-June		Apr.-June		Apr.-June		Apr.-June		Apr.-June	
	1985	Total	1985	Total	1985	Total	1985	Total	1985	Total	1985	Total
Mines, mineral fuels, and incidental services	2	81	3.5	4.0	2	65	11.8	5.5	-	15	-	3.6
Other resources	-	12	-	0.6	-	19	-	1.6	-	3	-	0.7
Manufacturing	15	568	26.3	27.7	4	372	23.5	31.5	1	87	7.7	20.6
Construction	1	64	1.8	3.1	-	40	-	3.4	1	4	7.7	0.9
Transportation, communication and other utilities	-	50	-	2.4	-	33	-	2.8	2	22	15.4	5.2
Wholesale and retail trade	19	724	33.3	35.3	6	435	35.3	36.8	7	209	53.8	49.4
Finance, insurance and real estate	-	50	-	2.4	-	46	-	3.9	1	16	7.7	3.8
Community, business and personal services	20	503	35.1	24.5	5	172	29.4	14.5	1	67	7.7	15.8
TOTAL	57	2,052	100.0	100.0	17	1,182	100.0	100.0	13	423	100.0	100.0
<u>SUMMARY</u>												
Resource	2	93	3.5	4.6	2	84	11.8	7.1	-	18	-	4.3
Manufacturing	15	568	26.3	27.7	4	372	23.5	31.5	1	87	7.7	20.6
Service	40	1,391	70.2	67.7	11	726	64.7	61.4	12	318	92.3	75.1

TABLE XX
 OUTCOME OF RESOLVED NEW-BUSINESS CASES
 APPLICANTS CLASSIFIED BY COUNTRY OF APPARENT CONTROL

<u>Applicant's country of apparent control and outcome of cases</u>	<u>Number of cases</u>		<u>Percent</u>		<u>Applicant's country of apparent control and outcome of cases</u>	<u>Number of cases</u>		<u>Percent</u>	
	<u>Apr.-June</u>		<u>Apr.-June</u>			<u>Apr.-June</u>		<u>Apr.-June</u>	
	<u>1985</u>	<u>Total</u>	<u>1985</u>	<u>Total</u>		<u>1985</u>	<u>Total</u>	<u>1985</u>	<u>Total</u>
United States					All other countries				
Allowed	55	1,688	94.8	82.9	Allowed	15	330	100.0	79.1
Disallowed	-	139	-	6.8	Disallowed	-	23	-	5.5
Withdrawn	3	210	5.2	10.3	Withdrawn	-	64	-	15.4
TOTAL	58	2,037	100.0	100.0	TOTAL	15	417	100.0	100.0
Western Europe					Total resolved				
Allowed	17	1,030	100.0	87.5	Allowed	87	3,048	96.7	84.0
Disallowed	-	60	-	5.1	Disallowed	-	222	-	6.1
Withdrawn	-	87	-	7.4	Withdrawn	3	361	3.3	9.9
TOTAL	17	1,177	100.0	100.0	TOTAL	90	3,631	100.0	100.0

TABLE XXI

OUTCOME OF RESOLVED NEW-BUSINESS CASES
NEW BUSINESSES CLASSIFIED BY PRINCIPAL INDUSTRY SECTOR

Industry sector	Allowed cases				Disallowed cases				Withdrawn cases			
	Number of cases		Percentage of industry sector total (%)		Number of cases		Percentage of industry sector total (%)		Number of cases		Percentage of industry sector total (%)	
	Apr.-June 1985	Total	Apr.-June 1985	Total	Apr.-June 1985	Total	Apr.-June 1985	Total	Apr.-June 1985	Total	Apr.-June 1985	Total
Mines, mineral fuels, and incidental services	2	126	100.0	80.2	-	7	-	4.5	-	24	-	15.3
Other resources	-	27	-	79.4	-	2	-	5.9	-	5	-	14.7
Manufacturing	24	938	100.0	91.7	-	26	-	2.5	-	59	-	5.8
Construction	4	79	100.0	73.1	-	7	-	6.5	-	22	-	20.4
Transportation, communication and other utilities	2	89	100.0	84.8	-	6	-	5.7	-	10	-	9.5
Wholesale and retail trade	33	1,114	97.1	82.0	-	100	-	7.4	1	144	2.9	10.6
Finance, insurance and real estate	2	85	100.0	76.6	-	10	-	9.0	-	16	-	14.4
Community, business and personal services	20	590	90.9	80.3	-	64	-	8.7	2	81	9.1	11.0
TOTAL	87	3,048	96.7	84.0	-	222	-	6.1	3	361	3.3	9.9
SUMMARY												
Resource	2	153	100.0	80.1	-	9	-	4.7	-	29	-	15.2
Manufacturing	24	938	100.0	91.7	-	26	-	2.5	-	59	-	5.8
Service	61	1,957	95.3	81.0	-	187	-	7.7	3	273	4.7	11.3

