

The Daily

Statistics Canada

Tuesday, January 6, 1987

JAN 5 1987

Major Releases

LIBRARY
BIBLIOTHÈQUE

Real Gross Domestic Product at Factor Cost, by Industry, October 1986

2

- Real GDP edged down 0.1% from September

The Seniors Boom, October 1986


5

- Data show dramatic increases in longevity and prospects for better health for Canadian seniors

Publications Released

6

Index to Data Releases, December 1986



The Seniors Boom

Recent marked improvements in longevity have taken place among Canada's older population. At the same time, there have been indications of improved health practices amongst the elderly. Thus, Canada's seniors have good prospects not only of living longer, but also enjoying better overall health.

This is the message of *The Seniors Boom*, a thought-provoking book which offers innovative approaches to analysing data on aging. It charts Statistics Canada's latest projections of what will happen as the baby boomers pass through their senior years, as well as exploring aspects of life-styles that appear to promote better health among the elderly.

Order *The Seniors Boom* (89-515, \$9.95/\$10.95), now available at the publications sales counter or at your nearest advisory services centre. Contact: L.O. Stone (613-990-9752), Population Studies Division.



Statistics
Canada

Statistique
Canada

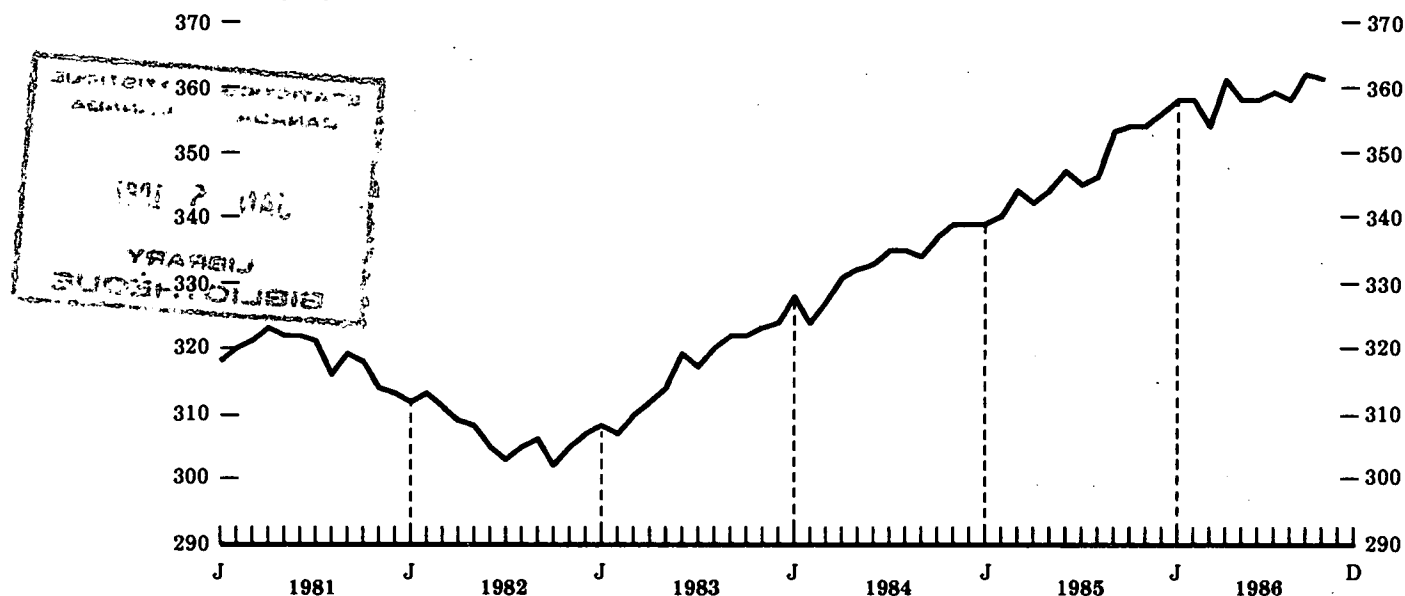
Canada

Major Releases

Real Gross Domestic Product at Factor Cost, by Industry, in 1981 Prices

(millions of dollars)

(seasonally adjusted at annual rates)



Real Gross Domestic Product at Factor Cost, by Industry

(seasonally adjusted data)

October 1986

Monthly Overview

Gross Domestic Product at factor cost, in 1981 prices, declined 0.1% in October, following a 0.7% gain in September. To date in 1986, GDP has recorded five months of growth and five months of decline. The year-over-year growth rate in October now stands at 2.0%, the lowest year-over-year growth rate recorded to date in 1986. Industrial production advanced 1.2% in October.

Goods-producing Industries

Although overall economic activity declined slightly in October, output of goods-producing industries grew 0.8% following modest declines

in both August and September. Most of the October gain occurred in manufacturing industries, followed by lesser increases in construction and mining.

Within manufacturing, substantial production increases were recorded by some export-oriented industries, especially manufacturers of pulp and paper products, iron and steel, motor vehicles, and motor vehicle parts and accessories; to a lesser extent, producers of chemicals, and non-metallic mineral products also reported output gains in October. The growth in the construction industry during October was due almost entirely to increased residential building activity. Increased production of gold, copper, nickel, iron ore and coal accounted for most of the growth within mining.

(continued on page 3)

Services-producing Industries

Output of services-producing industries fell 0.6% in October, the steepest monthly decline since July 1985. Production decreases were widespread.

The most significant decline during October occurred in the finance, insurance and real estate industry, principally among some types of financial institutions and real estate agencies. Other substantial declines occurred in wholesale trade and retail trade, where wholesalers of farm machinery, and lumber and building materials, as well as new motor vehicle dealers all showed output decreases.

Much of the decline in the community, business and personal services industry stemmed from a decrease in the accommodation and food service industry.

Available on CANSIM: matrices 4665-4668.

Order the October 1986 issue of *Gross Domestic Product by Industry* (61-005, \$10/\$100), scheduled for release in the first half of February 1987. Contact: Ron Kennedy (613-991-3673), Industry Measures and Analysis Division.

Real Gross Domestic Product at Factor Cost, by Industry, in 1981 Prices

Monthly
(Seasonally Adjusted at Annual Rates)
(\$ millions)

| | 1985 | 1986 | | | |
|----------------------------------------------|------------------|------------------|------------------|------------------|------------------|
| | October | July | August | September | October |
| Total Economy | 354,582.0 | 360,494.4 | 359,452.8 | 362,085.6 | 361,738.8 |
| Business sector | | | | | |
| Agricultural and related services industries | 10,554.0 | 11,775.6 | 11,670.0 | 11,607.6 | 11,629.2 |
| Fishing and trapping industries | 494.4 | 500.4 | 506.4 | 510.0 | 516.0 |
| Logging and forestry industry | 2,244.0 | 2,414.4 | 2,542.8 | 2,659.2 | 2,259.6 |
| Mining, quarrying and oil well industries | 19,986.0 | 18,165.6 | 18,871.2 | 18,410.4 | 18,530.4 |
| Manufacturing industries | 66,522.0 | 66,697.2 | 64,490.4 | 64,623.6 | 65,674.8 |
| Construction industries | 24,555.6 | 22,765.2 | 23,696.4 | 23,376.0 | 23,608.8 |
| Transportation and storage industries | 16,069.2 | 16,107.6 | 16,048.8 | 16,156.8 | 16,018.8 |
| Communication industries | 9,831.6 | 10,527.6 | 10,303.2 | 10,462.8 | 10,479.6 |
| Other utility industries | 10,705.2 | 10,892.4 | 10,914.0 | 11,074.8 | 11,074.8 |
| Wholesale trade industries | 17,166.0 | 17,893.2 | 17,629.2 | 18,194.4 | 17,860.8 |
| Retail trade industries | 22,758.0 | 23,425.2 | 23,565.6 | 23,773.2 | 23,532.0 |
| Finance, insurance and real estate | 53,643.6 | 55,024.8 | 55,196.4 | 56,700.0 | 56,288.4 |
| Community, business and personal services | 37,304.4 | 40,380.0 | 40,197.6 | 40,524.0 | 40,281.6 |
| Non-business sector | | | | | |
| Mining industries | 56.4 | 85.2 | 19.2 | 55.2 | 38.4 |
| Manufacturing industries | 64.8 | 67.2 | 63.6 | 60.0 | 62.4 |
| Forestry services industry | 273.6 | 252.0 | 266.4 | 250.8 | 236.4 |
| Transportation industries | 1,567.2 | 1,557.6 | 1,545.6 | 1,564.8 | 1,549.2 |
| Communication industries | 52.8 | 52.8 | 51.6 | 49.2 | 50.4 |
| Water systems industry | 534.0 | 547.2 | 552.0 | 556.8 | 548.4 |
| Insurance and other finance industry | 307.2 | 333.6 | 339.6 | 334.8 | 339.6 |
| Government service industries | 23,251.2 | 23,239.2 | 23,205.6 | 23,248.8 | 23,248.8 |
| Community and personal services | 36,640.8 | 37,790.4 | 37,777.2 | 37,892.4 | 37,910.4 |
| Special aggregations | | | | | |
| Business sector: | 291,834.0 | 296,569.2 | 295,632.0 | 298,072.8 | 297,754.8 |
| Goods | 135,061.2 | 133,210.8 | 132,691.2 | 132,261.6 | 133,293.6 |
| Services | 156,772.8 | 163,358.4 | 162,940.8 | 165,811.2 | 164,461.2 |
| Non-business sector: | 62,748.0 | 63,925.2 | 63,820.8 | 64,012.8 | 63,984.0 |
| Goods | 655.2 | 699.6 | 634.8 | 672.0 | 649.2 |
| Services | 62,092.8 | 63,225.6 | 63,186.0 | 63,340.8 | 63,334.8 |
| Goods-producing industries | 135,716.4 | 133,910.4 | 133,326.0 | 132,933.6 | 133,942.8 |
| Services-producing industries | 218,865.6 | 226,584.0 | 226,126.8 | 229,152.0 | 227,796.0 |
| Industrial production | 97,868.4 | 96,454.8 | 94,910.4 | 94,780.8 | 95,929.2 |
| Non-durable manufacturing industries | 30,703.2 | 31,512.0 | 30,814.8 | 30,768.0 | 31,198.8 |
| Durable manufacturing industries | 35,818.8 | 35,185.2 | 33,675.6 | 33,855.6 | 34,476.0 |

The Seniors Boom: Dramatic Increases in Longevity and Prospects for Better Health

Recent marked improvements in longevity have taken place among Canada's older population. At the same time, there have been indications of improved health practices amongst the elderly. Thus, Canada's seniors have good prospects not only of living longer, but also enjoying better overall health.

This is the message of *The Seniors Boom*, a thought-provoking book which offers innovative approaches to analysing data on aging. It charts Statistics Canada's latest projections of what will happen as the baby boomers pass through their senior years, as well as exploring aspects of lifestyles that appear to promote better health among the elderly.

The Seniors Boom looks at various aspects of health, functional capacity and behaviour conducive to good health. Patterns or trends shown include the following:

- In a short space of five years (from 1976 to 1981), the proportion of able-bodied seniors exercising regularly has risen from less than 50% to nearly 60%. During this period seniors recorded a more impressive increase in the proportion carrying on regular exercise than any other age group.
- In 1981, more than 70% of the women in the 65-69 age group were non-smokers, compared with slightly less than 60% of the men.

- In 1979, 75% of men who have never married and 60% of divorced men tended to spend their free time alone.

In documenting the recent increases in longevity among the oldest Canadians, the book shows that:

- During the period from 1976 to 1981, there was a drop of 14% in the mortality rate of males aged 50 to 54.
- Two graphs based on Statistics Canada projections show that 75% of men and 80% of women in the 75-79 age group in 2016 will live another five years. Of these women who will survive to 2021, 70% will live even longer and be in the 85-89 age group in 2026.

This publication also charts some of Statistics Canada's latest estimates and forecasts regarding:

- The rapid growth in the elderly population;
- Differences in age composition between the urban and rural populations; and
- the imbalance between the sexes.

Order *The Seniors Boom* (89-515, \$9.95/\$10.95), now available at the publications sales counter or at your nearest advisory services centre. Contact: L.O. Stone (613-990-9752), Population Studies Division.

Publications Released

**Transportation Equipment Industries –
Motor Vehicle Industry,**
1985 Census of Manufactures
Catalogue number 42-251B 3231
(Canada: \$4; Other Countries: \$5)

**The Seniors Boom – Dramatic
Increases in Longevity and
Prospects for Better Health,**
Catalogue number 89-515E
(Canada: \$9.95; Other Countries: \$10.95)

Statistics Canada publications may be purchased by mail order from Publication Sales, Room 1710, Main Building, Statistics Canada, Ottawa K1A 0T6.

Please enclose cheque or money order payable to the Receiver General for Canada and provide full information on publications required (catalogue number, title, issue).

Publications may also be ordered through Statistics Canada's offices in St. John's, Halifax, Montreal, Ottawa, Sturgeon Falls, Toronto, Winnipeg, Regina, Edmonton and Vancouver, or from authorized bookstore agents or other booksellers.

**The
Daily**

Statistics Canada's Official Release Bulletin for Statistical Information

Catalogue 11-001E. Price: Canada \$100/year; other countries \$125/year

Published by the Communications Division (Director – Tim Davis)
Statistics Canada, 3-O, R.H. Coats Bldg., Ottawa K1A 0T6.

Senior Editor: Greg Thomson (613-991-1103)

Editor: Deanna Jamieson (613-991-1198)

Published under the authority of the Minister of Supply and Services
Canada. Statistics Canada should be credited when reproducing or
quoting any part of this document.

The Daily

Statistics Canada

Index to Data Releases December 1986

| Subject | Reference Period | Release Date |
|-------------------------------------------------------------------------------------|-----------------------------|-------------------|
| Abortions, Therapeutic | 1985 | December 9, 1986 |
| Appliances, Electrical | October 1986 | December 10, 1986 |
| Appliances, Major | October 1986 | December 4, 1986 |
| Asphalt Roofing | October 1986 | December 8, 1986 |
| Automotive Products, Canada's Foreign Trade | January-September 1986 | December 18, 1986 |
| Aviation Statistics Centre Service Bulletin | September 1986 | December 11, 1986 |
| Aviation in Canada: Historical and Statistical Perspectives on Civil Aviation | December 1, 1986 | December 16, 1986 |
| Bags, Paper Grocery | October 1986 | December 23, 1986 |
| Balance of Payments | Third Quarter 1986 | December 2, 1986 |
| Barley Malt | October 1986 | December 19, 1986 |
| Batteries, Electric Storage | October 1986 | December 15, 1986 |
| Boxes, Corrugated | October 1986 | December 1, 1986 |
| Broad Knitted Fabric Industry | 1985 Census of Manufactures | December 12, 1986 |
| Building Permits | September 1986 | December 23, 1986 |
| Bus, Passenger Statistics | October 1986 | December 12, 1986 |
| CPI "Regulated" Prices | April 1973-June 1986 | December 2, 1986 |
| Canadian Balance of International Payments | Third Quarter 1986 | December 2, 1986 |
| Capacity Utilization Rates in Canadian Manufacturing | October 1986 | December 15, 1986 |
| Cement | October 1986 | December 3, 1986 |
| Checkstand Sacks | October 1986 | December 23, 1986 |
| Cheese, Process | October 1986 | December 2, 1986 |
| Chemicals, Industrial | October 1986 | December 16, 1986 |




| Subject | Reference Period | Release Date |
|-------------------------------------------------------------|-------------------------------------------|-------------------|
| Clay Products Industry (from Domestic Clay) | 1985 Census of Manufactures | December 5, 1986 |
| Coal Production | 1986 | December 17, 1986 |
| Coal and Coke Statistics | September 1986 | December 23, 1986 |
| Coke Statistics | September 1986 | December 23, 1986 |
| Colleges, Community - Enrolment and Graduates | 1985 | December 17, 1986 |
| Commodities, Exports | October 1986 | December 16, 1986 |
| Composite Leading Indicator | September 1986 | December 17, 1986 |
| Construction Building Material Price Index: Non-residential | October 1986 | December 3, 1986 |
| Construction Building Material Price Index: Residential | October 1986 | December 3, 1986 |
| Construction Type Plywood | October 1986 | December 15, 1986 |
| Construction Union Wage Rate Index | October 1986 | December 10, 1986 |
| | November 1986 | December 19, 1986 |
| Consumer Price Index | November 1986 | December 19, 1986 |
| Contracting Industries, Mechanical, Electrical and Special | 1984 | December 10, 1986 |
| Corporations, Industrial: Financial Statistics | Third Quarter 1986 | December 1, 1986 |
| Correctional Services, Adult | 1985-86 | December 19, 1986 |
| Dairy Review | October 1986 | December 5, 1986 |
| Department Store Sales and Stocks | October 1986 | December 22, 1986 |
| Department Store Sales by Province and Metropolitan Area | October 1986 | December 11, 1986 |
| Direct Selling in Canada | 1985 | December 4, 1986 |
| Disease Summary | Four-week Period Ending November 22, 1986 | December 23, 1986 |
| Earnings of Men and Women | 1984 | December 10, 1986 |
| Eggs, Production | October 1986 | December 10, 1986 |
| Electric Power Statistics | August 1986 | December 4, 1986 |
| | September 1986 | December 17, 1986 |
| Electric, Lamps | October 1986 | December 3, 1986 |
| Electrical Contracting Industries | 1984 | December 10, 1986 |
| Enrolment and Graduates of Community Colleges | 1985 | December 17, 1986 |
| Export and Import Price Indexes | October 1986 | December 10, 1986 |
| Exports by Commodities | October 1986 | December 16, 1986 |
| Fabric Industry, Broad Knitted | 1985 Census of Manufactures | December 12, 1986 |
| Family History Survey | 1984 | December 2, 1986 |
| Farm Cash Receipts | January-October 1986 | December 12, 1986 |
| Farm Debt Outstanding | December 31, 1985 | December 10, 1986 |
| Farm Debt Outstanding (correction) | December 31, 1986 | December 17, 1986 |
| Farm Product Price Index | October 1986 | December 12, 1986 |

| Subject | Reference Period | Release Date |
|------------------------------------------------------------------------------|-----------------------------|-------------------|
| Fats | October 1986 | December 17, 1986 |
| Felt Products Industry | 1985 Census of Manufactures | December 12, 1986 |
| Fibres, Natural | 1985 Census of Manufactures | December 12, 1986 |
| Film and Video Distribution | 1984 | December 5, 1986 |
| Finance, Government (System of National Accounts) | Third Quarter 1986 | December 5, 1986 |
| Financial Activity in Canada | Third Quarter 1986 | December 10, 1986 |
| Financial Indexes, Selected | October 1986 | December 10, 1986 |
| | November 1986 | December 19, 1986 |
| Financial Institutions: Financial Statistics | Third Quarter 1986 | December 18, 1986 |
| Fittings | October 1986 | December 15, 1986 |
| Flour, Wheat | October 1986 | December 19, 1986 |
| Footwear Statistics | October 1986 | December 17, 1986 |
| Frozen Meat, Stocks | December 1986 | December 19, 1986 |
| Fruit Production | December 1986 | December 8, 1986 |
| Fruit and Vegetable, Stocks | December 1986 | December 19, 1986 |
| Fuel-burning Heating Products, Solid | Third Quarter 1986 | December 3, 1986 |
| Furniture, Office | Third Quarter 1986 | December 17, 1986 |
| Glass and Containers Industry, Primary | 1985 Census of Manufactures | December 12, 1986 |
| Government Finance in Accordance with the System of National Accounts | Third Quarter 1986 | December 5, 1986 |
| Graduates, Community Colleges | 1985 | December 17, 1986 |
| Grain Marketing Situation Report | November 1986 | December 11, 1986 |
| Grocery Bags, Paper | October 1986 | December 23, 1986 |
| Gross Domestic Product | Third Quarter 1986 | December 2, 1986 |
| Hardboard | October 1986 | December 15, 1986 |
| Heating Products, Solid Fuel-burning | Third Quarter 1986 | December 3, 1986 |
| Help-wanted Index | November 1986 | December 11, 1986 |
| Household Facilities and Equipment | May 1986 | December 4, 1986 |
| Housing Price Index, New | October 1986 | December 8, 1986 |
| Housing Starts | October 1986 | December 8, 1986 |
| Import and Export Price Indexes | October 1986 | December 10, 1986 |
| Income Estimates for Subprovincial Areas | 1983 | December 19, 1986 |
| Income, Labour | September 1986 | December 9, 1986 |
| Industrial Chemicals and Synthetic Resins | October 1986 | December 16, 1986 |
| Industrial Corporations: Financial Statistics | Third Quarter 1986 | December 1, 1986 |
| Industry Trends in Employment: Canada and the Provinces | 1981-1985 | December 17, 1986 |

| Subject | Reference Period | Release Date |
|------------------------------------------------------------------|--------------------------------------------------------------------------------------------------------------------------------|------------------------------------------------------------------------------------------------------|
| Ingots, Steel | October 1986 November 1986 Week Ending November 29, 1986 Week Ending December 6, 1986 Week Ended December 13, 1986 | December 10, 1986 December 16, 1986 December 5, 1986 December 10, 1986 December 18, 1986 |
| Input-Output Tables (Revised Estimates) | 1961-1981 | December 23, 1986 |
| Instant Skim Milk Powder | October 1986 | December 2, 1986 |
| Insulating Board, Rigid | October 1986 | December 5, 1986 |
| Inventories, Shipments and Orders in Manufacturing Industries | October 1986 | December 22, 1986 |
| Iron, Pig | November 1986 | December 16, 1986 |
| Labour Force Survey | November 1986 | December 5, 1986 |
| Labour Income, Estimates | September 1986 | December 9, 1986 |
| Lamps, Electric | October 1986 | December 3, 1986 |
| Lone Parenthood | 1984 | December 4, 1986 |
| Major Grains | October 1986 | December 5, 1986 |
| Malt, Barley | October 1986 | December 19, 1986 |
| Manufacturing, Capacity Utilization Rates | Third Quarter 1986 | December 15, 1986 |
| Meats, Frozen | December 1986 | December 19, 1986 |
| Mechanical, Electrical and Special Trades Contracting Industries | 1984 | December 10, 1986 |
| Milk Powder, Instant Skim | October 1986 | December 2, 1986 |
| Mineral Wool | November 1986 | December 19, 1986 |
| Motor Vehicle Sales, New | October 1986 | December 11, 1986 |
| National Accounts, Government Finance | Third Quarter 1986 | December 5, 1986 |
| Natural Fibres and Felt Products Industry | 1985 Census of Manufactures | December 12, 1986 |
| Natural Gas, Sales | October 1986 | December 19, 1986 |
| Oils and Fats | October 1986 | December 17, 1986 |
| Orders, Manufacturing Industries | October 1986 | December 22, 1986 |
| Paper Consumer Products Industry | 1985 Census of Manufactures | December 5, 1986 |
| Paper Grocery Bags and Checkstand Sacks | October 1986 | December 23, 1986 |
| Parenthood, Lone | 1984 | December 4, 1986 |
| Particleboard, Waferboard and Hardboard | October 1986 | December 15, 1986 |
| Passenger Bus and Urban Transit Statistics | October 1986 | December 12, 1986 |
| Pasta Products, Dry | 1985 Census of Manufactures | December 19, 1986 |
| Payments, Canadian Balance of International | Third Quarter 1986 | December 2, 1986 |
| Petroleum Products, Refined (Sales) | October 1986 | December 19, 1986 |

| Subject | Reference Period | Release Date |
|----------------------------------------------------------------------------------------------------|-------------------------------------|-------------------|
| Phonograph Records and Pre-recorded Tapes | October 1986 | December 17, 1986 |
| Pipe, Steel | 1985 Census of Manufactures | December 12, 1986 |
| October 1986 | December 15, 1986 | |
| Population by Sex and Age-Canada the Provinces and Territories, Annual Postcensal Estimates | June 1, 1986 | December 16, 1986 |
| Population of Canada, the Provinces and Territories | July 1, 1986 | December 2, 1986 |
| Poultry Products, Frozen | December 1, 1986 | December 15, 1986 |
| Powder, Instant Skim Milk | October 1986 | December 2, 1986 |
| Power, Electric | August 1986 | December 4, 1986 |
| Pre-recorded Tapes | October 1986 | December 17, 1986 |
| Private Trucking | 1985 | December 4, 1986 |
| Process Cheese | October 1986 | December 2, 1986 |
| Pulpwood and Wood Residue Statistics | October 1986 | December 12, 1986 |
| Railway Carloadings | October 1986 | December 5, 1986 |
| | Seven Days Ending November 21, 1986 | December 4, 1986 |
| | Nine Days Ending November 30, 1986 | December 12, 1986 |
| Railway Financial and Operating Statistics | August 1986 | December 17, 1986 |
| Railway Transport in Canada | 1985 | December 23, 1986 |
| Real Gross Domestic Product at Factor Cost, by Industry | September 1986 | December 2, 1986 |
| Records, Phonograph | October 1986 | December 17, 1986 |
| Refined Petroleum Products, Sales | October 1986 | December 19, 1986 |
| Residue, Wood | October 1986 | December 12, 1986 |
| Resins, Synthetic | October 1986 | December 16, 1986 |
| Retail Trade | October 1986 | December 18, 1986 |
| Rolled Steel, Shipments | October 1986 | December 22, 1986 |
| Roofing, Asphalt | October 1986 | December 8, 1986 |
| Sacks, Checkstand | October 1986 | December 23, 1986 |
| Sawmills in British Columbia | October 1986 | December 22, 1986 |
| Securities, Outstanding | September 1986 | December 2, 1986 |
| Selling, Direct | 1985 | December 4, 1986 |
| Shipments, Manufacturing Industries | October 1986 | December 22, 1986 |
| Skim Milk Powder, Instant | October 1986 | December 2, 1986 |
| Special Trades Contracting Industries | 1984 | December 10, 1986 |
| Steel Ingots | October 1986 | December 10, 1986 |
| | Week Ending November 29, 1986 | December 5, 1986 |
| | Week Ending December 6, 1986 | December 10, 1986 |
| | Week Ended December 13, 1986 | December 18, 1986 |



| Subject | Reference Period | Release Date |
|---------------------------------------|-----------------------------|-------------------|
| Steel Ingots and Pig Iron, | November 1986 | December 16, 1986 |
| Steel Pipe and Tube Industry | 1985 Census of Manufactures | December 12, 1986 |
| Steel Pipe, Tubing and Fittings | October 1986 | December 15, 1986 |
| Steel Wire and Specified Wire | | |
| Products | October 1986 | December 15, 1986 |
| Steel, Rolled | October 1986 | December 22, 1986 |
| Store Sales by Province and Metro- | | |
| politan Area, Department | October 1986 | December 11, 1986 |
| Structural Steel Price Indexes | Third Quarter 1986 | December 23, 1986 |
| Subprovincial Areas, Income Estimates | 1983 | December 19, 1986 |
| Sugar Sales | November 1986 | December 16, 1986 |
| Tapes, Pre-recorded | October 1986 | December 17, 1986 |
| Telephone Statistics | October 1986 | December 15, 1986 |
| Tobacco Products | December 16, 1986 | |
| Trade, Preliminary Statement of | | |
| Canadian International | October 1986 | December 10, 1986 |
| Trade, Wholesale | October 1986 | December 22, 1986 |
| Trades, Special - Contracting | | |
| Industries | 1984 | December 10, 1986 |
| Transactions in Outstanding | | |
| Securities with Non-residents | September 1986 | December 2, 1986 |
| Transactions in Outstanding | | |
| Securities with Non-residents | October 1986 | December 23, 1986 |
| Transit, Urban | October 1986 | December 12, 1986 |
| Travel Between Canada and Other | | |
| Countries | October 1986 | December 8, 1986 |
| Travel Survey - Domestic Travel | Third Quarter 1986 | December 23, 1986 |
| Truck Use Survey (Private Trucking) | 1985 | December 4, 1986 |
| Tube, Steel | 1985 Census of Manufactures | December 12, 1986 |
| Tubing | October 1986 | December 15, 1986 |
| Unemployment Insurance Statistics | October 1986 | December 23, 1986 |
| Union Formation and Dissolution: | | |
| Results from the Family History | | |
| Survey | 1984 | December 2, 1986 |
| Union Wage Rate Index, Construction | November 1986 | December 19, 1986 |
| University Enrolment | 1985-86 | December 10, 1986 |
| Vegetable Production | December 1986 | December 8, 1986 |
| Vehicle, New Motor Sales | October 1986 | December 11, 1986 |
| Video Distribution | 1984 | December 5, 1986 |
| Waferboard | October 1986 | December 15, 1986 |
| Wheat Flour and Barley Malt, Exports | October 1986 | December 19, 1986 |
| Wholesale Trade | October 1986 | December 22, 1986 |
| Wire, Steel | October 1986 | December 15, 1986 |
| Wool, Mineral | November 1986 | December 19, 1986 |
| Wrappers, Corrugated | October 1986 | December 1, 1986 |