

The Daily

Statistics Canada

Thursday, October 1, 1987

Major Release

Transactions in Outstanding Securities with Non-residents, July 1987

- Net foreign investment in outstanding Canadian stocks, at \$574 million, increased by some 35% over June.

STATISTICS CANADA STATISTIQUE CANADA

OCT 2 1 1987

LIBRARY
BIBLIOTHÈQUE

Data Availability Announcements

Profiles – Federal Electoral Districts: Part I, 1986 Census	4
Steel Ingots, Week Ending September 26, 1987	4
Electric Power Selling Price Indexes, May-August 1987	4


Publications Released 5

Regional Reference Centres 6

Index to Data Releases, September 1987

Federal
Electoral
Districts:
Part I

Circonscriptions
électorales
fédérales:
Partie I



Profiles – Federal Electoral Districts: Part I 1986 Census

This is the first in a series of 105 publications giving an overview of subprovincial areas based on the 1986 Census of Population. For details, see page 4 of today's *DAILY*.

To order a copy of *Federal Electoral Districts: Part I* (94-125, \$33) or for more information about census products, please contact your nearest Statistics Canada Regional Reference Centre.

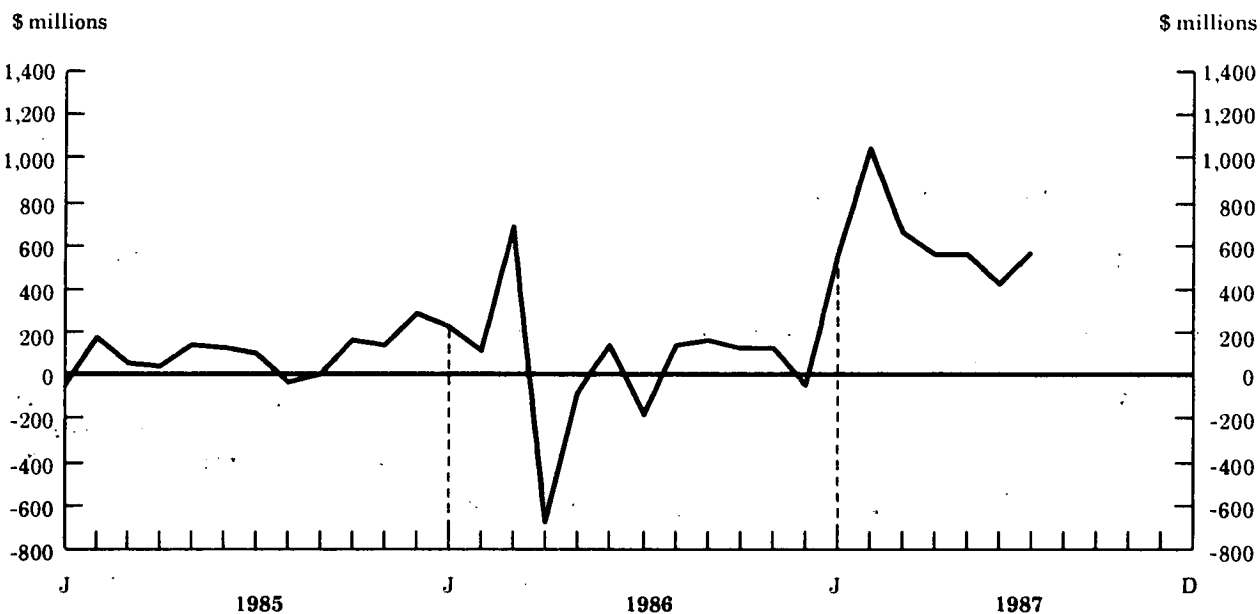


Statistics Canada
Statistique Canada

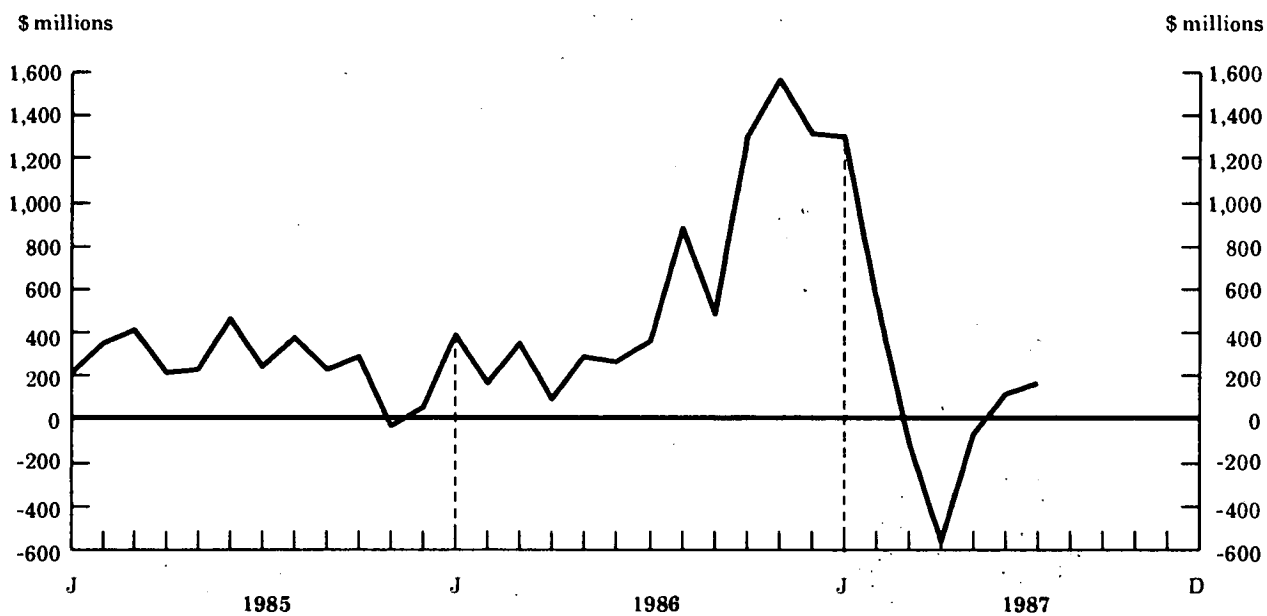
Canada

Major Release

Net Trade in Outstanding Canadian Stocks With All Non-residents (Net Sales + / Net Purchases -)



Net Trade in Outstanding Canadian Bonds With All Non-residents (Net Sales + / Net Purchases -)



Transactions in Outstanding Securities with Non-residents

July 1987

Outstanding Canadian Securities

In July, net foreign investment in outstanding Canadian stocks amounted to \$574 million, a continuation of the large net investments recorded since the beginning of the year. Both the net investment and the gross value of trading activity (sales and purchases) increased by more than one-third from the amounts recorded in June. Geographically, there was a sharp rise in net investment from the United States to \$375 million, while overseas investment remained unchanged at some \$200 million.

Non-residents acquired, on a net basis, \$172 million of outstanding Canadian bonds in July, up from a net investment of \$114 million in June. The net investment in these two months contrasted with an unusual net disinvestment totalling \$736 million in the March to May period of 1987. The net investment in the current month came largely from the United Kingdom and other European countries.

Outstanding Foreign Securities

Canadian residents reduced their holdings of foreign stocks by \$383 million in July, reversing a net investment of a similar magnitude in June. This pattern of investment/disinvestment has prevailed throughout 1987. In the current month, residents reduced their holdings of United States stocks, but made further investments in overseas stocks.

Canadian residents reduced their holdings of foreign bonds by \$138 million in July, in contrast to the net investments recorded in each of the previous four months. Gross trading activity in outstanding foreign bonds remained high.

Order the July 1987 issue of *Security Transactions with Non-residents* (67-002, \$15/\$150), available in mid-October. Contact J. Motala (613-990-9052), Balance of Payments, International and Financial Economics Division.

Transactions in Outstanding Securities with Non-residents

July 1987

(\$ millions)

Type of security	Sales to non-residents	Purchases from non-residents	Net sales (+)
Canadian securities:			
Bonds	2,661	2,489	+172
Common and preferred stocks	2,961	2,386	+574
Total - July 1987	5,621	4,875	+746
Total - June 1987	5,155	4,615	+540
Foreign securities:			
Bonds	7,782	7,644	+138
Common and preferred stocks	2,677	2,294	+383
Total - July 1987	10,459	9,938	+521
Total - June 1987	12,333	12,763	-430

Data Availability Announcements

Profiles - Federal Electoral

Districts: Part I

1986 Census

This publication, now available, provides a statistical "profile" of the federal electoral districts (FEDs) in Canada. The 282 FEDs presented are based on the 1976 Representation Order. Data for Canada, provinces and territories are also shown.

Part I provides demographic, housing and family characteristics of all households. This includes population counts by age group, marital status and mother tongue; home ownership and dwelling information; and data on the size and structure of households and families.

Similar profiles will be published for other subprovincial geographic areas: census divisions and census subdivisions for each province and territory; census metropolitan areas and census agglomerations; census tracts (including component municipalities of census tracted centres); urban and rural areas; and the Labour Force Survey Economic Regions. Part I data for these areas will be published between September and December 31, 1987.

The 1986 Profile series contains many improvements over the 1981 series. For instance, certain variables like mother tongue have more categories. Also new in 1986, the census family characteristics section shows the living arrangements of non-family persons 65 years of age and over. Part II will present social, cultural, labour and 1985 income data, along with additional information on housing and families. This data will be available in the second half of 1988 and the first quarter of 1989.

Steel Ingots

Week Ending September 26, 1987

Preliminary estimates indicate that Canadian steel ingot production for the week ending September 26, 1987 totalled 276 030 tonnes, an increase of 2.4% from the preceding week's total of 269 537 tonnes and up 9.7% from the year-earlier level of 251 591 tonnes.

The cumulative total in 1987 was 10 787 366 tonnes, an increase of 5.1% from 10 265 655 tonnes for the same period in 1986.

Contact Gerry Barrett (613-991-3515), Industry Division.

Electric Power Selling Price Indexes

May-August 1987

Electric power selling price indexes (1981=100) are now available for May to August 1987.

Available on CANSIM: matrix 1979.

Order the August 1987 issue of *Industry Price Indexes* (62-011, \$15/\$150), available at the end of October. Contact the Information and Current Analysis Unit (613-990-9607), Prices Division.

Publications Released

Construction Type Plywood, July 1987.
Catalogue number 35-001
(Canada: \$4/\$40; Other Countries: \$5/\$50).

Gas Utilities, June 1987.
Catalogue number 55-002
(Canada: \$10/\$100; Other Countries:
\$11/\$110).

**Profiles - Federal Electoral
Districts: Part I, 1986 Census.**
Catalogue number 94-125
(Canada: \$33; Other Countries: \$34.50).

Statistics Canada publications may be purchased by mail order from Publication Sales, Room 1710, Main Building, Statistics Canada, Ottawa K1A 0T6 or phone 613-993-7276.

Please enclose cheque or money order payable to the Receiver General for Canada/Publications and provide full information on publications required (catalogue number, title, issue).

Publications may also be ordered through Statistics Canada's offices in St. John's, Halifax, Montreal, Ottawa, Sturgeon Falls, Toronto, Winnipeg, Regina, Edmonton and Vancouver, or from authorized bookstore agents or other booksellers.

A national toll-free telephone order service is now in operation in Central Inquiries Services. The toll-free line (1-800-267-6677) is to be used exclusively for the ordering of Statistics Canada products and services.

**The
Daily**

Statistics Canada's Official Release Bulletin for Statistical Information

Catalogue 11-001E. Price: Canada \$100/year; other countries \$125/year

Published by the Communications Division (Director - Tim Davis)
Statistics Canada, 3-O, R.H. Coats Bldg., Ottawa K1A 0T6.

Senior Editor: Greg Thomson (613-991-1103)
Editor: Deanna Jamieson (613-991-1198)

Published under the authority of the Minister of Supply and Services Canada. Statistics Canada should be credited when reproducing or quoting any part of this document. Extracts from this publication may be reproduced for individual use without permission provided the source is fully acknowledged. However, reproduction of this publication in whole or in part for purposes of resale or redistribution requires written permission from the Publishing Services Group, Permissions Officer, Canadian Government Publishing Centre, Ottawa, Canada K1A 0S9.

Regional Reference Centres

Statistics Canada's regional reference centres provide a full range of the bureau's products and services. Each reference centre is equipped with a library and a sales counter where users can consult or purchase our publications, microcomputer diskettes, microfiche, maps and more.

Each centre has facilities to retrieve information from Statistics Canada's computerized data retrieval systems CANSIM and Telichart. A telephone inquiry service is also available with toll free numbers for regional clients outside local calling areas. Many other valuable services – from seminars to consultations – are offered. Call or write your regional reference centre for information.

Newfoundland and Labrador

Advisory Services
Statistics Canada
3rd floor
Viking Building
Crosbie Road
St. John's, Newfoundland
A1B 3P2
Local calls: 772-4073
Toll free service: 1-800-563-4255

Ontario

Advisory Services
Statistics Canada
10th Floor
Arthur Meighen Building
25 St. Clair Avenue East
Toronto, Ontario
M4T 1M4
Local calls: 973-6586
Toll free service: 1-800-268-1151

Manitoba

Advisory Services
Statistics Canada
6th Floor
General Post Office Building
266 Graham Avenue
Winnipeg, Manitoba
R3C 0K4
Local calls: 983-4020
Toll free service: 1-800-282-8006

Maritime Provinces

Advisory Services
Statistics Canada
North American Life Centre
1770 Market Street
Halifax, Nova Scotia
B3J 3M3
Local calls: 426-5331
Toll free service: 1-800-565-7192

Nipissing Region

Advisory Services
Statistics Canada
Civic Administration Centre
225 Holditch Street
Sturgeon Falls, Ontario
P0H 2G0
Local calls: 753-4888
If outside the local calling area,
please dial the toll free number given
for Ontario residents.

Saskatchewan

Advisory Services
Statistics Canada
530 Midtown Centre
Regina, Saskatchewan
S4P 2B6
Local calls: 780-5405
Toll free service: 1-800-667-7164

British Columbia and the Yukon

Advisory Services,
Statistics Canada,
3rd Floor,
Federal Building, Sinclair Centre,
757 West Hastings Street,
Suite 440F
Vancouver, B.C. V6C 3C9.
Local calls: 666-3691
Toll free service: South and Central
B.C. 1-800-663-1551;
Yukon and Northern B.C.
Zenith 08913

Quebec

Advisory Services
Statistics Canada
200 Dorchester Avenue
Guy Favreau Complex
Suite 412 East Tower
Montreal, Quebec
H2Z 1X4
Local calls: 283-5725
Toll free service: 1-800-361-2831

National Capital Region

Advisory Services
Central Inquiries
Statistics Canada
Lobby
R.H. Coats Building
Holland Avenue
Ottawa, Ontario
K1A 0T6
Local calls: 990-8116
If outside the local calling area, please
dial the toll free number for your
province.

Alberta and the Northwest

Territories
Advisory Services
Statistics Canada
2nd Floor
Hys Centre
11010 – 101 Street
Edmonton, Alberta
T5H 4C5
Local calls: (403) 420-3027
Toll free service: 1-800-222-6400
N.W.T. – Call collect (403) 420-2011

The Daily

Statistics Canada

Index to Data Releases September 1987

Subject	Reference Period	Release Date
Accommodation Costs at Canadian Universities	1986-87 and 1987-88	September 9, 1987
Air Charter Statistics	First Quarter 1987	September 4, 1987
Alcoholic Beverages, Control and Sales	March 1986	September 11, 1987
Appliances, Electrical	July 1987	September 17, 1987
Appliances, Major	July 1987	September 1, 1987
	August 1987	September 29, 1987
Asphalt Roofing	July 1987	September 11, 1987
	August 1987	September 30, 1987
Automotive Products, Canada's Foreign Trade	January-June 1987	September 30, 1987
Aviation Statistics Centre Service Bulletin	June 1987	September 14, 1987
Barley Malt, Exports	July 1987	September 24, 1987
Batteries, Electric Storage	July 1987	September 23, 1987
Boxes, Corrugated	July 1987	September 9, 1987
	August 1987	September 23, 1987
Building Material Price Indexes	July 1987	September 11, 1987
Building Permits	July 1987	September 22, 1987
Bus, Passenger	July 1987	September 10, 1987
Canadian Social Trends	Autumn 1987	September 22, 1987
Caterers	July 1987	September 22, 1987
Cement	July 1987	September 2, 1987
Chain Store Stocks	July 1987	September 28, 1987
Checkstand Sacks	July 1987	September 17, 1987
Cheese, Process	July 1987	September 2, 1987
	August 1987	September 24, 1987
Chemicals, Industrial	July 1987	September 11, 1987
Coal Statistics	June 1987	September 1, 1987
	July 1987	September 30, 1987



Statistics
Canada

Statistique
Canada

Canada

Subject	Reference Period	Release Date
Coke Statistics	June 1987	September 1, 1987
	July 1987	September 30, 1987
Commodity, Exports	July 1987	September 17, 1987
Commodity, Imports	July 1987	September 18, 1987
Composite Leading Indicator	June 1987	September 11, 1987
Concrete Price Indexes, Precast	First Half 1987	September 9, 1987
Construction Building Material		
Price Index: Non-residential	July 1987	September 11, 1987
Construction Building Material		
Price Index: Residential	July 1987	September 11, 1987
Construction Union Wage Rate		
Index	July 1987	September 2, 1987
	August 1987	September 24, 1987
Consumer Price Index	August 1987	September 18, 1987
Crime Statistics, Canadian	1986	September 25, 1987
Crude Oil	June 1987	September 22, 1987
Crushings, Oilseed	July 1987	September 1, 1987
	August 1987	September 25, 1987
Dairy Review	July 1987	September 9, 1987
Department Store Sales and Stocks	July 1987	September 23, 1987
Department Store Sales by		
Province and Metropolitan Area	July 1987	September 10, 1987
Disease Summary	Four-week Period Ending July 4, 1987	September 1, 1987
	Four-week Period Ending August 1, 1987	September 8, 1987
Earnings	July 1987	September 29, 1987
Earnings Data, Review	1983-86	September 16, 1987
Education, Advance Statistics	1987-88	September 8, 1987
Eggs, Production	July 1987	September 10, 1987
Electric Lamps	July 1987	September 4, 1987
Electrical Appliances	July 1987	September 17, 1987
Employment and Earnings		
Data, Review	1983-86	September 16, 1987
Employment, Earnings and Hours	July 1987	September 29, 1987
Employment, Federal Government	Second Quarter 1987	September 29, 1987
Errata - Real Gross Domestic		
Product at Factor Cost by Industry	June 1987	September 2, 1987
Expenditure, Government	Second Quarter 1987	September 2, 1987
Export Classification, Canadian	1988	September 4, 1987
Export and Import Price Indexes	July 1987	September 11, 1987
Exports by Commodity	July 1987	September 17, 1987
Farm Product Price Index	July 1987	September 11, 1987
Fats	July 1987	September 9, 1987
Federal Government Employment	Second Quarter 1987	September 29, 1987
Finance, Provincial Government	1987-88	September 18, 1987
Financial Activity in Canada	Second Quarter 1987	September 8, 1987
Financial Indexes, Selected	July 1987	September 2, 1987
	August 1987	September 24, 1987

Subject	Reference Period	Release Date
Financial Institutions: Financial Statistics	Second Quarter 1987	September 24, 1987
Flour, Wheat (Exports)	July 1987	September 24, 1987
Footwear Statistics	July 1987	September 2, 1987
Fur Farms	1986	September 11, 1987
Gas, Natural	June 1987	September 22, 1987
Gas, Natural (Sales)	July 1987	September 18, 1987
Government Employment	Second Quarter 1987	September 29, 1987
Government Finance, Provincial	1987-88	September 18, 1987
Government Revenue and Expenditure	Second Quarter 1987	September 2, 1987
Grain Marketing Situation Report	August 1987	September 14, 1987
Grains, Major (Deliveries)	June 1987	September 8, 1987
	July 1987	September 24, 1987
Grains, Major (Exports)	July 1987	September 24, 1987
Grocery Bags, Paper	July 1987	September 17, 1987
Gross Domestic Product at Factor Cost by Industry, Errata	June 1987	September 2, 1987
Gross Domestic Product at Factor Cost, by Industry	July 1987	September 29, 1987
Gypsum Products	July 1987	September 2, 1987
Hardboard	July 1987	September 17, 1987
Help-wanted Index	August 1987	September 10, 1987
Highways - Length and Expenditures	1986	September 16, 1987
Hours	July 1987	September 29, 1987
Housing Price Index, New	July 1987	September 10, 1987
Housing Starts	July 1987	September 17, 1987
Import Price Indexes	July 1987	September 11, 1987
Imports by Commodity	July 1987	September 18, 1987
Income, Labour Estimates	June 1987	September 4, 1987
Industrial Product Price Index	August 1987	September 30, 1987
Ingots, Steel	July 1987	September 16, 1987
	August 1987	September 15, 1987
	Week Ending August 29, 1987	September 3, 1987
	Week Ending September 5, 1987	September 11, 1987
	Week Ending September 12, 1987	September 16, 1987
	Week Ending September 19, 1987	September 24, 1987
Input-Output Tables	1982-84	September 8, 1987
Instant Skim Milk Powder	July 1987	September 2, 1987
	August 1987	September 24, 1987
Institutions, Financial	Second Quarter 1987	September 24, 1987
Insulating Board, Rigid	July 1987	September 14, 1987
	August 1987	September 30, 1987
Inventories, Shipments and Orders in Manufacturing Industries	July 1987	September 25, 1987
Iron, Pig	August 1987	September 15, 1987

Subject	Reference Period	Release Date
Labour Force Survey	August 1987	September 4, 1987
Labour Income, Estimates	June 1987	September 4, 1987
Lamps, Electric	July 1987	September 4, 1987
	August 1987	September 28, 1987
Malt, Barley (Exports)	July 1987	September 24, 1987
Manufacturing Industries, Inventories, Shipments and Orders	July 1987	September 25, 1987
Maple Products, Production	1987	September 30, 1987
Meats, Stocks of Frozen	September 1987	September 23, 1987
Milk Powder, Instant Skim	July 1987	September 2, 1987
	August 1987	September 24, 1987
Mineral Wool	August 1987	September 23, 1987
Motor Vehicle Sales, New	July 1987	September 11, 1987
Natural Gas	June 1987	September 22, 1987
Natural Gas, Sales	July 1987	September 18, 1987
Non-residential Construction Building Material Index	July 1987	September 11, 1987
Oil Pipeline Transport	June 1987	September 9, 1987
Oil, Crude	June 1987	September 22, 1987
Oils	July 1987	September 9, 1987
Oilseed Crashings	July 1987	September 1, 1987
	August 1987	September 25, 1987
Orders, Manufacturing Industries	July 1987	September 25, 1987
Output, Tables	1982-84	September 8, 1987
Paper Grocery Bags	July 1987	September 17, 1987
Particleboard	July 1987	September 17, 1987
Passenger Bus and Urban Transit Statistics	July 1987	September 10, 1987
Periodical Publishing	1985	September 3, 1987
Petroleum Products, Refined (Sales)	July 1987	September 21, 1987
Phonograph Records	July 1987	September 21, 1987
Pig Iron	August 1987	September 15, 1987
Pipe, Steel	July 1987	September 15, 1987
Pipeline Transport, Oil	June 1987	September 9, 1987
Plywood, Construction Type	July 1987	September 17, 1987
Potato Production	September Issue	September 14, 1987
Poultry Products, Frozen	September 1987	September 18, 1987
Powder, Instant Skim Milk	July 1987	September 2, 1987
	August 1987	September 24, 1987
Pre-recorded Tapes	July 1987	September 21, 1987
Precast Concrete Price Indexes	First Half 1987	September 9, 1987
Process Cheese	July 1987	September 2, 1987
	August 1987	September 24, 1987
Provincial Government Finance	1987-88	September 18, 1987
Publishing, Periodical	1985	September 3, 1987

Subject	Reference Period	Release Date
Pulpwood and Wood Residue Statistics	July 1987	September 10, 1987
RRSP Database	1985	September 11, 1987
Railway Carloadings	July 1987	September 11, 1987
	Seven-day Period Ending July 21, 1987	September 3, 1987
	10-day Period Ending July 31, 1987	September 3, 1987
	Seven-day Period Ending August 14, 1987	September 9, 1987
	Seven-day Period Ending August 21, 1987	September 11, 1987
	10-day Period Ending August 31, 1987	September 18, 1987
	Seven-day Period Ending September 7, 1987	September 25, 1987
Railway Financial and Operating Statistics	May 1987	September 25, 1987
Raw Materials Price Index	August 1987	September 30, 1987
Records, Phonograph	July 1987	September 21, 1987
Refined Petroleum Products, (Sales)	July 1987	September 21, 1987
Residential Construction Building Material Price Index	July 1987	September 11, 1987
Residue, Wood	July 1987	September 10, 1987
Resins, Synthetic	July 1987	September 11, 1987
Restaurants	July 1987	September 22, 1987
Retail Trade	July 1987	September 21, 1987
Revenue, Government	Second Quarter 1987	September 2, 1987
Rigid Insulating Board	August 1987	September 30, 1987
Roads and Highways - Length and Expenditures	1986	September 16, 1987
Roofing, Asphalt	July 1987	September 11, 1987
	August 1987	September 30, 1987
Sacks, Checkstand	July 1987	September 17, 1987
Sawmills in British Columbia	June 1987	September 3, 1987
Shipments, Manufacturing Industries	July 1987	September 25, 1987
Showcase Data Package	September 25, 1987	
Skim Milk Powder, Instant	July 1987	September 2, 1987
	August 1987	September 24, 1987
Steel Ingots	July 1987	September 16, 1987
	August 1987	September 15, 1987
	Week Ending August 29, 1987	September 3, 1987
	Week Ending September 5, 1987	September 11, 1987
	Week Ending September 12, 1987	September 16, 1987
	Week Ending September 19, 1987	September 24, 1987
Steel Pipe and Tubing	July 1987	September 15, 1987
Steel Price Indexes, Fabricated Structural	Second Quarter 1987	September 8, 1987
Steel Wire and Specified Wire Products	July 1987	September 16, 1987



1010496870

Subject	Reference Period	Release Date
Steel, Rolled	July 1987	September 16, 1987
Store Sales and Stocks, Department	July 1987	September 23, 1987
Store Stocks, Chain	July 1987	September 28, 1987
Sugar Sales	August 1987	September 17, 1987
Tapes, Pre-recorded	July 1987	September 21, 1987
Taverns	July 1987	September 22, 1987
Telecommunications Plant Price Index, Canadian	1986	September 23, 1987
Telecommunications Statistics	Second Quarter 1987	September 8, 1987
Telephone Statistics	July 1987	September 24, 1987
Tobacco Products	August 1987	September 17, 1987
Trade, Preliminary Statement of Canadian International	July 1987	September 11, 1987
Trade, Wholesale	July 1987	September 22, 1987
Traffic Enforcement Statistics	1982-86	September 10, 1987
Transit, Urban	July 1987	September 10, 1987
Travel Between Canada and Other Countries	July 1987	September 11, 1987
Trends, Canadian Social	Autumn 1987	September 22, 1987
Tubing, Steel	July 1987	September 15, 1987
Tuition and Living Accommodation Costs at Canadian Universities	1986-87 and 1987-88	September 9, 1987
Unemployment Insurance Statistics	July 1987	September 30, 1987
Union Wage Rate Index, Construction	July 1987	September 2, 1987
Universities, Tuition and Living Accommodation Costs	1986-87 and 1987-88	September 9, 1987
Urban Transit	July 1987	September 10, 1987
Vehicle Sales, New Motor	July 1987	September 11, 1987
Waferboard	July 1987	September 17, 1987
Wage Rate Index, Construction Union	July 1987 August 1987	September 2, 1987 September 24, 1987
Wheat Flour, Exports	July 1987	September 24, 1987
Wholesale Trade	July 1987	September 22, 1987
Wire and Specified Wire Products, Steel	July 1987	September 16, 1987
Wood Residue Statistics	July 1987	September 10, 1987
Wool, Mineral	August 1987	September 23, 1987
Wrappers, Corrugated	July 1987 August 1987	September 9, 1987 September 23, 1987