

The Daily

Statistics Canada

Monday, March 23, 1987

CANADA CANADA

MAR 23 1987

Major Releases

LIBRARY
BIBLIOTHÈQUE

- | | |
|---|---|
| Department Store Sales and Stocks, January 1987 | 2 |
| <ul style="list-style-type: none"> Seasonally adjusted department store sales decreased by 3.2% in January, after showing no change in December. | |
| Federal Government Employment, Fourth Quarter 1986 | 4 |
| <ul style="list-style-type: none"> General government employees numbered 369,087 – a decrease of 1.6% or 5,992 employees from December 1985. | |

Data Availability Announcements

- | | |
|---|---|
| Pulpwood and Wood Residue Statistics, January 1987 | 6 |
| Oils and Fats, December 1986 | 6 |
| Stocks of Frozen Meat, March 2, 1987 | 6 |

Publications Released

7



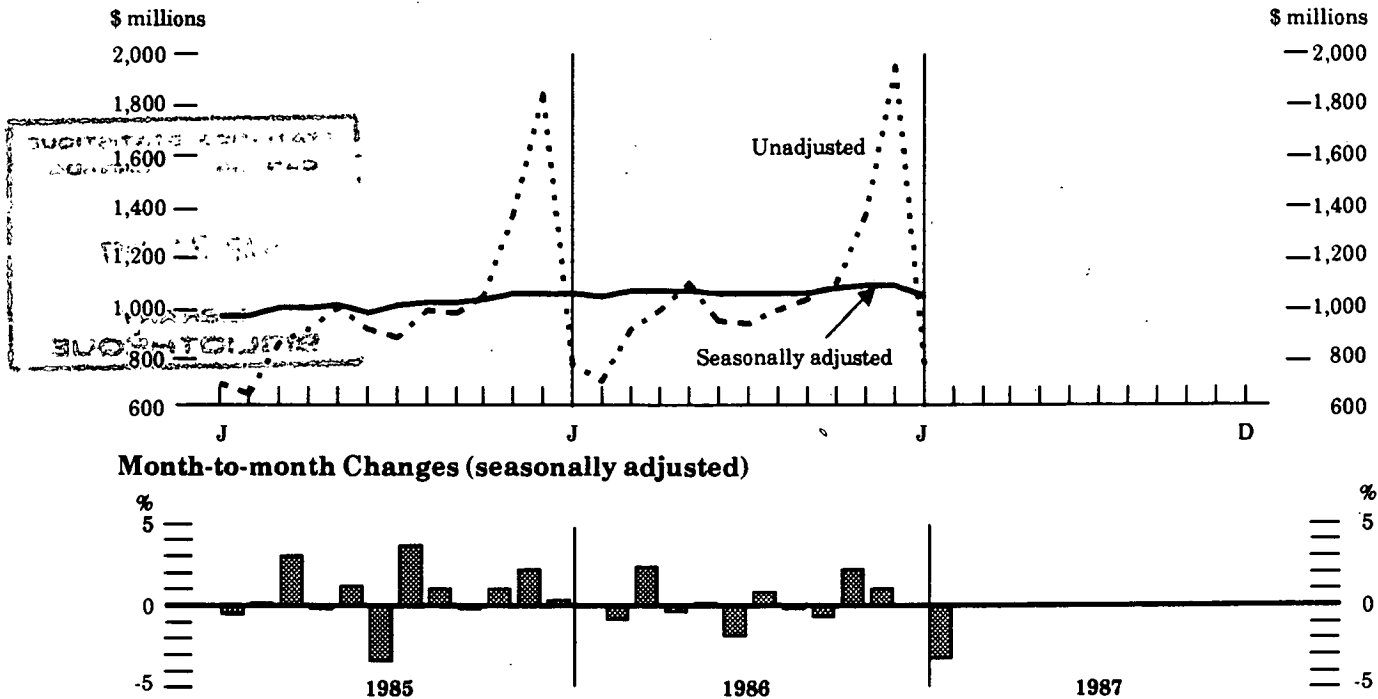
Statistics
Canada

Statistique
Canada

Canada

Major Releases

Department Store Sales, by Month, Unadjusted and Seasonally Adjusted, Canada, 1985-1987



Department Store Sales and Stocks January 1987

Highlights

Seasonally Adjusted Data

- Adjusted for seasonal fluctuations and the number of trading days, department store sales totalled \$1,039 million in January 1987, a substantial decrease of 3.2% from the previous month's revised total of \$1,073 million. Lower sales were recorded in 27 of the 40 departments.
- The decrease in January contrasts with the generally upward trend in sales observed in the last three months of 1986, when sales showed an average monthly growth of 1.0%.

- Seasonally adjusted, department store stocks (at selling value) totalled \$4,021 million at the end of January 1987, down 12.3% from the December 1986 revised value of \$4,585 million. This significant decline followed an increase of 10.9% in December and a decrease of 2.6% in November.
- The inventories to sales ratio stood at 3.87:1 in January, down from the average ratio of 4.04:1 observed in the three previous months.

(continued on next page)

Unadjusted Data

- Department stores in Canada reported sales totalling \$768 million in January 1987, up 0.8% from the January 1986 level of \$762 million.
- Despite the overall increase, six provinces posted decreases in January 1987 from the corresponding month in 1986, with declines ranging from 7.5% in Alberta to 0.3% in New Brunswick. Increases were recorded in Prince Edward Island (+18.2%), Ontario (+6.6%), Saskatchewan (+5.1%) and Nova Scotia (+3.0%). Sales increased in four of the 10 metropolitan areas surveyed.
- Sales by major department stores in January 1987 totalled \$488 million, down 0.1% from the corresponding month a year earlier, while junior department stores had sales of \$280 million, up 2.3% over the same period last year.
- Unadjusted, department store stocks at month-end totalled \$3,641 million, an increase of 1.8% over the level reached in January 1986.

Available on CANSIM: matrix 112.

Order the January 1987 issue of *Department Store Sales and Stocks* (63-002, \$13/\$130), available the second week of May. Contact: Lina Di Piéto (613-991-3551) or Emma MacPhail (613- 990-9824), Retail Trade Section, Industry Division.

Federal Government Employment Fourth Quarter 1986

Highlights

General Government

- There were 369,087 employees in departments and special funds in December 1986 compared to 375,079 employees in December 1985, a decrease of 1.6% or 5,992 employees. This marks the second consecutive quarterly decline in general government employment.

The departments and special funds which showed the largest changes in employment were as follows:

- Atomic Energy of Canada Limited	-860 (-14.4%);
- Public Works	-669 (-8.2%);
- National Health and Welfare	-739 (-7.3%);
- National Defence (civilian employees)	-1,482 (-3.9%);
- Transport	-634 (-2.9%);
- House of Commons	216 (6.6%);
- Statistics Canada	261 (5.4%);
- Royal Canadian Mounted Police	602 (2.7%);
- National Revenue, Taxation	349 (1.9%);
- National Defence (military personnel)	897 (1.0%).

- The decrease in Atomic Energy of Canada Limited was due to lay-offs over the year, while the decline in the above-mentioned departments and other ones was the result of a reduction in person-years authorized, reflecting the government's focus on reducing the size of the public service required to deliver government programs (as indicated in the February 1986 Budget).
- The increase for the House of Commons was caused by a growth in casual employment for the opening of Parliament in October 1986. The increase at Statistics Canada was due to a one-time occurrence of hiring term employees for the processing of the 1986 Census of Population data. The

increase in National Defence military personnel reflects the government's commitment to strengthen the Canadian Armed Forces. The increases for National Revenue, Taxation and the Royal Canadian Mounted Police resulted from additional person-years authorized.

Government Enterprises

- There were 201,940 employees of government enterprises in December 1986 as compared to 216,220 in December 1985, a decrease of 6.6% or 14,280 employees.
- The decrease in government enterprise employment resulted primarily from the sale to the private sector of Canadair Limited, de Havilland Aircraft of Canada Limited, Canadian Arsenals Limited and Transport Route Canada Inc.

Total Government

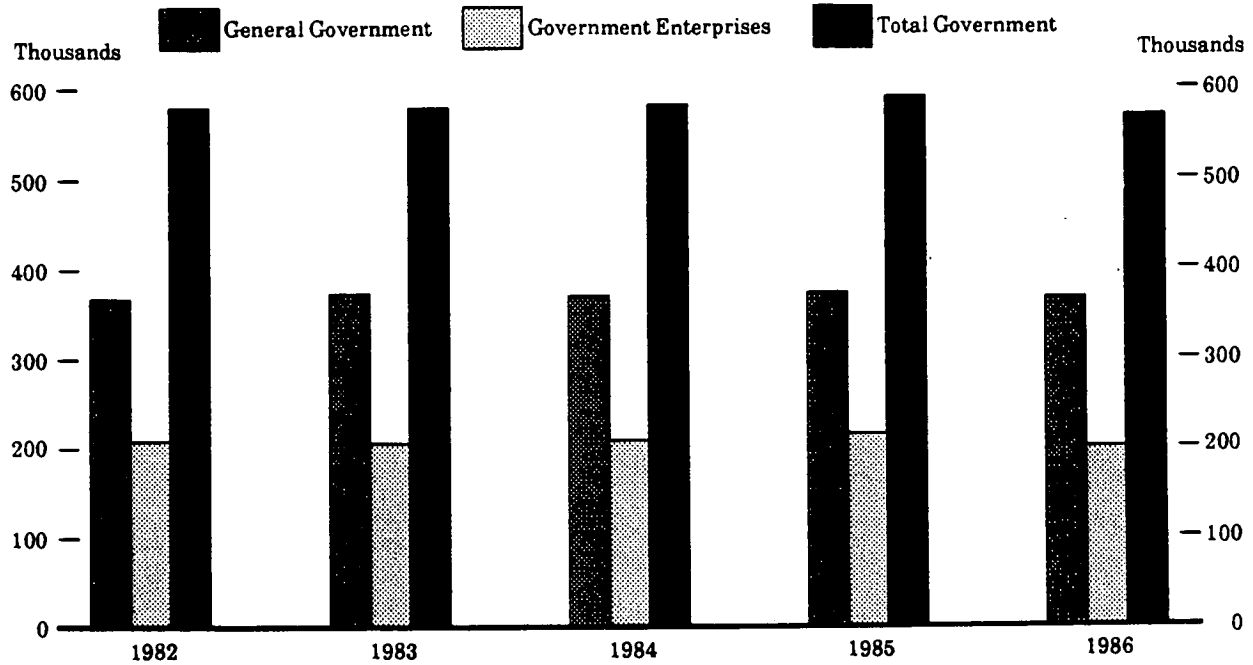
- General government and government enterprise employment totalled 571,027 employees in December 1986, compared to 591,299 employees in December 1985, a decrease of 3.4% or 20,272.

(see graphs on page 5)

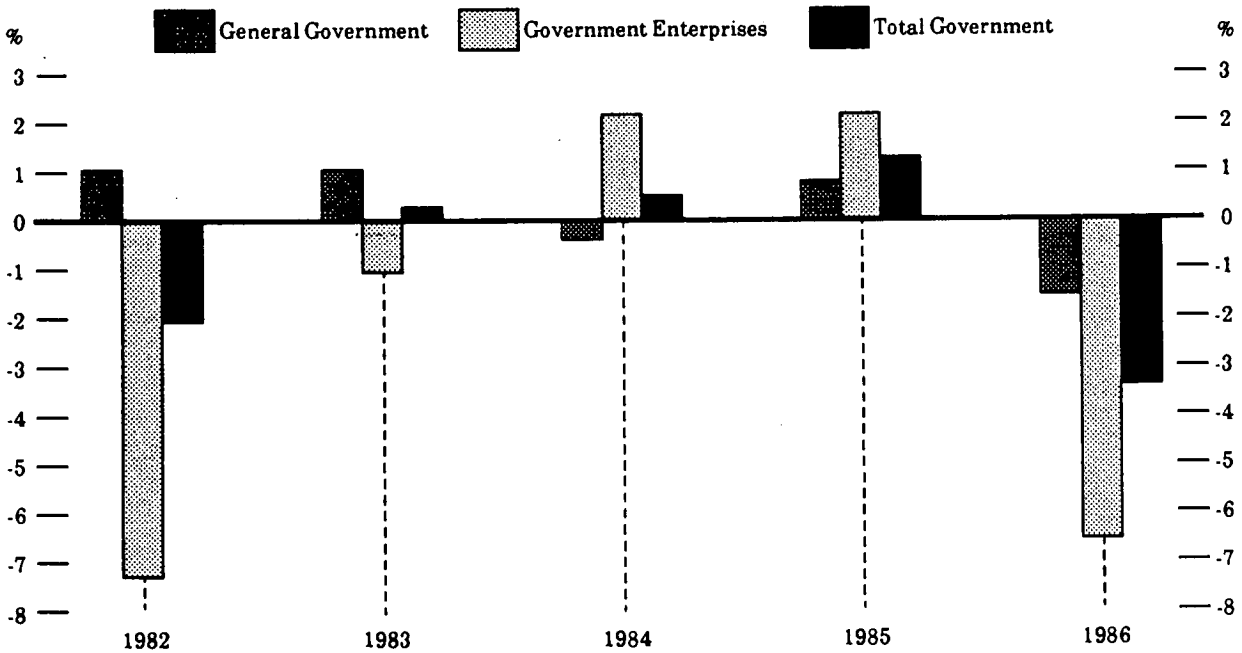
Available on CANSIM: quarterly data are located in matrix 2717, monthly data by province in matrix 2718 and Canadian Armed Forces data in matrix 2720.

The October-December 1986 issue of *Federal Government Employment* (72-004, \$20/\$80), will be released by mid-April. Questions pertaining to the data should be directed to T. Moore (613-990-3306) or M. Fathy (613-991-1843), Public Institutions Division.

Federal Government Employment, December 1982 - 1986



Percentage Change in Federal Government Employment, from the Month of December of the Previous Year



Data Availability Announcements

Pulpwood and Wood Residue Statistics

January 1987

Pulpwood receipts amounted to 4 587 138 cubic metres in January 1987, an increase of 19.5% from 3 839 825 cubic metres a year earlier. Receipts of wood residue totalled 4 376 765 cubic metres, up 17.1% from 3 736 635 cubic metres in January 1986.

Consumption of pulpwood and wood residue was reported at 8 487 678 cubic metres, an increase of 11.3% from the 7 625 835 cubic metres reported the previous year. The closing inventory of pulpwood and wood residue totalled 18 835 092 cubic metres, a decrease of 13.3% from 21 717 741 cubic metres a year earlier.

Available on CANSIM: matrix 54.

Order the January 1987 issue of *Pulpwood and Wood Residue Statistics* (25-001, \$5/\$50,) to be released the week of April 6. Contact: Katherine Blais (613-991-3531), Industry Division.

Oils and Fats

December 1986

Production by Canadian manufacturers of all types of deodorized oils in December 1986 totalled 43 956 tonnes, a decrease of 19.4% from the 54 544 tonnes^r (revised figure) produced in November 1986. The 1986 cumulative year-to-date production totalled 569 624 tonnes, up 4.9% from the corresponding 1985 figure of 543 204 tonnes.

Manufacturers' packaged sales of shortening totalled 7 094 tonnes in December 1986, down from the 9 965 tonnes^r sold the previous month. The cumulative sales to date in 1986 were 95 396 tonnes, compared to the cumulative sales of 101 020 tonnes in 1985. Sales of packaged salad oil decreased to 4 800 tonnes in December 1986 from 6 746 tonnes^r in November. The cumulative sales to date in 1986 were 66 318 tonnes, compared to the cumulative sales of 69 822 tonnes in 1985.

Available on CANSIM: matrix 184.

Order the December 1986 issue of *Oils and Fats* (32-006, \$4/\$40), to be released the week of March 30. Contact: Brian Preston (613-991-3511), Industry Division.

Stocks of Frozen Meat

March 2, 1987

Total frozen meat in cold storage at the opening of the first business day of March amounted to 29 185 tonnes as compared with 28 934 tonnes the previous month and 30 882 tonnes a year earlier.

Available on CANSIM: matrices 87 and 9517-9525.

Order the March issue of *Stocks of Frozen Meat Products* (32-012, \$10/\$100), scheduled for release on April 21st. Contact: P.L. Beerstecher (613-990-8714), Agriculture/Natural Resources Division.

Publications Released

The Sugar Situation, January 1987.

Catalogue number 32-013

(Canada: \$4/\$40; Other Countries: \$5/\$50).

Production, Shipments and Stocks on Hand of Sawmills in British Columbia, December 1986. Catalogue number 35-003
(Canada: \$6/\$60; Other Countries: \$7/\$70).

Paper and Allied Products Industries - Paper Bag Industry, 1985 Census of Manufactures.

Catalogue number 36-250B 2733

(Canada: \$4; Other Countries: \$5).

Fabricated Metal Products Industries - Metal Valve Industry, 1985 Census of Manufactures.

Catalogue number 41-251B 3092

(Canada: \$4; Other Countries: \$5).

Transportation Equipment Industries - Commercial Trailer Industry, 1985 Census of Manufactures.

Catalogue number 42-251B 3242

(Canada: \$4; Other Countries: \$5).

Transportation Equipment Industries - Non-commercial Trailer Industry, 1985 Census of Manufactures.

Catalogue number 42-251B 3243

(Canada: \$4; Other Countries: \$5).

Transportation Equipment Industries - Shipbuilding and Repair Industry, 1985 Census of Manufactures.

Catalogue number 42-251B 3271

(Canada: \$4; Other Countries: \$5).

Factory Sales of Electric Storage Batteries, January 1987.

Catalogue number 43-005

(Canada: \$4/\$40; Other Countries: \$5/\$50).

Chemical and Chemical Products Industries - Chemical Fertilizer and Fertilizer Materials Industry, 1985 Census of Manufactures

Catalogue number 46-250B 3721

(Canada: \$4; Other Countries: \$5).

Production and Shipments of Blow-moulded Plastic Bottles, Quarter Ended December 31, 1986.

Catalogue number 47-006

(Canada: \$5/\$20; Other Countries: \$6/\$24).

Statistics Canada publications may be purchased by mail order from Publication Sales, Room 1710, Main Building, Statistics Canada, Ottawa K1A 0T6 or phone 613-993-7276.

Please enclose cheque or money order payable to the Receiver General for Canada/Publications and provide full information on publications required (catalogue number, title, issue).

Publications may also be ordered through Statistics Canada's offices in St. John's, Halifax, Montreal, Ottawa, Sturgeon Falls, Toronto, Winnipeg, Regina, Edmonton and Vancouver, or from authorized bookstore agents or other booksellers.

STATISTICS CANADA LIBRARY
BIBLIOTHEQUE STATISTIQUE CANADA



1010496471