

# The Daily

## Statistics Canada

Monday, July 20, 1987


### Major Releases

#### Retail Trade, May 1987

- Following three consecutive monthly increases, seasonally adjusted retail sales decreased by 0.3% from April.

#### Trucking in Canada, 1985

- Operating revenues totalled \$6.3 billion, down 5% from the pre-recession level in 1979.




### Data Availability Announcements

Nursery Trades Industry, 1985 and 1986	6
Restaurants, Caterers and Taverns, May 1987	6
Notifiable Disease Summary, Four-week Period Ending June 6, 1987	6
Grain Marketing Situation Report, June 1987	6

### Publications Released 7

### Major Release Dates, July 21-24 8



#### Trucking in Canada, 1985

Revenues in the Canadian trucking industry are recovering from a downhill turn taken during the most recent recession, according to a 10-year study by Statistics Canada.

This study, part of the publication *Trucking in Canada*, draws some interesting comparisons between private and for-hire trucking on such bases as operating expenses, fuel costs, tonnages, commodities carried and distances travelled.

Highlights from the publication are on page 5 of today's *DAILY*.

Order *Trucking in Canada* (53-222, \$32), now available. Contact Wayne Reinhard (613-991-2493), Transportation Division.

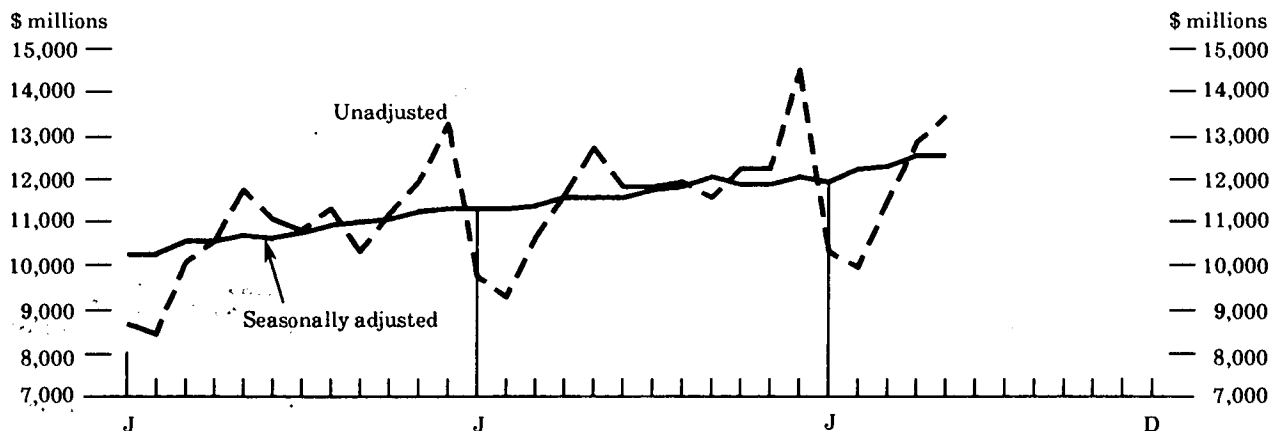


Statistics Canada  
Statistique Canada

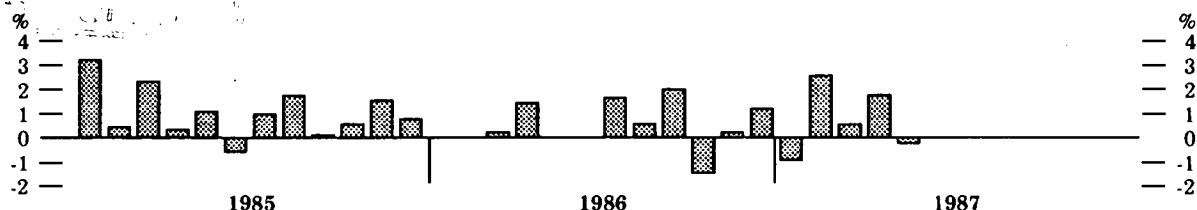
Canada

## Major Releases

### Monthly Retail Trade, Unadjusted and Seasonally Adjusted, Canada, 1985-1987



### Month-to-month Changes (seasonally adjusted)



### Retail Trade

May 1987

#### Highlights

#### Seasonally Adjusted Sales

- Adjusted for seasonal fluctuations and the number of trading days, preliminary estimates indicate that retail sales totalled \$12,518 million in May 1987, a modest decrease of 0.3% from the previous month's revised total of \$12,553 million.
- The decline in May 1987 follows three consecutive increases in which monthly sales advanced on average by 1.6%.
- The overall decrease in May was primarily attributable, in order of impact, to declines reported by motor vehicle dealers (-3.0%), department stores (-2.9%) and variety

stores (-11.6%). The decrease registered by motor vehicle dealers followed three consecutive monthly increases. The impact of these decreases was marginally offset by increases in combination stores (1.7%), household furniture stores (8.9%) and grocery, confectionery and sundries stores (2.0%).

- Excluding new and used motor vehicle dealers, retail trade increased by 0.4% in May 1987, following an increase of 1.6% in April.
- On a provincial basis, retail sales decreases ranged from 7.2% in Newfoundland to 0.5% in Ontario. Increases in sales occurred in the Yukon and Northwest Territories (2.6%), British Columbia (1.3%), Alberta (1.1%) and Saskatchewan (0.6). Quebec showed no overall change.

(continued on page 3)

### Unadjusted Sales

- Total retail trade for May 1987 rose 6.0% over the same month last year, totalling \$13,469 million. Cumulative retail sales for the first five months of 1987 amounted to \$58,081 million, up 7.6% over the corresponding period in 1986.
- The two largest groups within retail trade recorded increases over May 1986: motor vehicle dealers (9.4%) and food stores (5.2%). Department store sales, which totalled \$1,033 million in May 1987, were down 5.0% on a year-over-year basis while having registered a gain of 3.3% in April. Service station sales increased, on a year-over-year basis, for the second consecutive month, up 6.1% from the May 1986 level.
- With the exception of Saskatchewan where sales remained unchanged, all provinces and territories reported higher sales in May 1987 over the corresponding month in 1986. The Yukon and Northwest Territories (10.8%), British Columbia (8.4%), Quebec (8.1%) and Ontario (6.6%) posted gains that were higher than the national average.

- At the metropolitan level, the following sales increases were recorded: Toronto (10.8%), Vancouver (10.1%), Montreal (7.3%) and Winnipeg (0.6%).

(see table on page 4)

Available on CANSIM: matrices 2300-2304, 2306-2313, 2315-2317, 2320 and 2321.

Order the May 1987 issue of *Retail Trade* (63-005, \$14/\$140), available the second week of September. Contact Roger Laplante (613-991-3549), Retail Trade Section, Industry Division.

# Retail Trade, Canada, by Kind of Business

Kind of business	Unadjusted Sales All Stores				Seasonally Adjusted Sales All Stores				
	May 1986	Apr. 1987 <sup>r</sup>	May 1987 <sup>p</sup>	May '87/ May '86	Feb. 1987 <sup>r</sup>	Mar. 1987 <sup>r</sup>	Apr. 1987 <sup>r</sup>	May 1987 <sup>p</sup>	May '87/ Apr. '87
	(millions of \$)			%	(millions of \$)				%
Combination stores (groceries and meat)	2,313.4	2,155.5	2,375.6	2.6	2,143.5	2,158.9	2,173.0	2,209.2	1.7
Grocery, confectionery and sundries stores	637.2	652.5	723.9	13.6	646.0	652.9	663.0	676.4	2.0
All other food stores	233.8	237.9	250.3	7.0	230.1	229.7	233.8	235.8	0.8
Department stores	1,088.2	1,013.9	1,033.4	-5.0	1,074.9	1,071.6	1,084.4	1,053.1	-2.9
General merchandise stores	233.6	234.3	238.5	2.0	243.8	241.6	247.5	243.4	-1.6
General stores	188.3	179.0	200.8	6.6	183.2	185.6	185.2	186.8	0.9
Variety stores	109.8	85.0	82.9	-24.4	89.3	89.7	93.7	82.8	-11.6
Motor vehicle dealers	2,800.3	3,251.6	3,049.8	8.9	2,544.2	2,576.9	2,662.9	2,583.5	-3.0
Used car dealers	74.7	94.0	95.5	27.8	76.5	78.4	74.7	80.2	7.4
Service stations	921.5	933.4	978.2	6.1	906.9	921.7	960.6	954.4	-0.6
Garages	140.7	140.8	146.6	4.1	136.4	131.8	135.5	137.4	1.4
Automotive parts and accessories stores	308.4	284.8	333.3	8.0	271.2	279.8	276.2	277.2	0.4
Men's clothing stores	131.5	118.5	134.2	2.0	126.5	128.4	126.7	125.1	-1.3
Women's clothing stores	268.8	264.1	277.4	3.2	267.2	262.3	264.4	262.2	-0.8
Family clothing stores	175.1	177.3	186.8	6.7	178.1	180.5	184.5	185.2	0.4
Specialty shoe stores	23.5	21.4	24.0	2.0	21.6	22.0	20.9	21.6	3.3
Family shoe stores	112.4	102.9	109.2	-2.7	99.7	101.3	99.4	99.2	-0.3
Hardware stores	146.9	125.2	156.7	6.6	129.7	127.5	132.7	127.4	-4.0
Household furniture stores	136.7	140.0	169.0	23.5	146.5	144.9	146.9	160.0	8.9
Household appliance stores	49.1	49.1	53.8	9.4	50.5	55.0	53.0	52.6	-0.7
Furniture, TV, radio and appliance stores	121.1	118.5	129.4	6.8	133.3	131.5	131.1	132.7	1.2
Pharmacies, patent medicine and cosmetics stores	495.9	530.0	548.1	10.5	534.5	540.4	546.2	558.9	2.3
Book and stationery stores	55.9	61.1	67.2	20.1	70.8	69.5	73.6	75.8	3.0
Florists	63.8	55.6	69.4	8.8	45.9	45.1	48.8	46.6	-4.4
Jewellery stores	82.5	71.1	87.0	5.3	92.5	92.9	93.9	93.3	-0.6
Sporting goods and accessories stores	225.7	198.7	223.1	-1.1	189.2	185.4	179.2	173.3	-3.3
Personal accessories stores	158.2	159.9	178.7	12.9	185.2	184.0	188.3	190.3	1.0
All other stores	1,398.0	1,363.3	1,546.1	10.5	1,425.8	1,429.8	1,472.9	1,493.8	1.4
<b>All stores - Total</b>	<b>12,695.1</b>	<b>12,819.5</b>	<b>13,468.9</b>	<b>6.0</b>	<b>12,243.1</b>	<b>12,319.0</b>	<b>12,552.9</b>	<b>12,518.0</b>	<b>-0.3</b>

<sup>p</sup> Preliminary figures.

<sup>r</sup> Revised figures.

## Trucking in Canada 1985

Revenues in the Canadian trucking industry are recovering from a downhill turn taken during the most recent recession, according to a 10-year study by Statistics Canada. This study, part of the publication *Trucking in Canada*, reports that 1985 operating revenues in constant dollars recovered to \$6.3 billion, down 5% from 1979.

Other highlights from the publication show:

- Revenues tumbled nearly 23% between 1980 and 1983 from a high of \$6.6 billion in 1979.
- Private trucking is booming. Between 1984 and 1985, tonnages carried by private carriers increased 17 million tonnes in Canada. For-hire carriers, on the other hand, reported a slight decline of one million tonnes.
- Special studies in the publication highlight current industry issues such as trucking's role in international trade, and the fluctuations in operating revenues since the recession. One study shows that in 1986 trucks carried 59% of the trade exported to the United States, as opposed to trains, which carried 25%.

Order *Trucking in Canada* (53-222, \$32), now available. Contact Wayne Reinhard (613-991-2493), Transportation Division.

---

## Data Availability Announcements

---

### Nursery Trades Industry 1985 and 1986

Final 1985 and preliminary 1986 data for the nursery trades industry in Canada are now available in advance of the printed publication. Information is available on the inputs and outputs of the industry as well as the distribution of the outputs. Some internal structure analyses are also included.

Highlights for 1986 with figures from 1985 in parentheses are as follows:

• Land in use (acres)	75,487	(71,386)
• Gross yearly payroll (\$)	57,465,300	(56,190,487)
• Purchases of nursery stock (\$)	40,964,950	(34,447,858)
• Purchases of sod (\$)	1,825,061	(1,428,882)
• Sales of nursery stock (\$)	112,668,681	(95,443,441)
• Sales of sod (\$)	50,773,436	(44,321,106)

Order Survey of *Canadian Nursery Trades Industry* (22-203, \$20), available in August. Contact A. Mathieson (613-991-3873), Horticultural Crops Unit, Agriculture Division.

Order the May 1987 issue of *Restaurants, Caterers and Taverns* (63-011, \$5/\$50), available in approximately three weeks time. Contact the Services Division (613-991-3494).

### Notifiable Disease Summary Four-week Period Ending June 6, 1987

Statistics and new cases of notifiable diseases for the four-week period ending June 6, 1987 are now available by sex and five-year age group for Canada and the provinces.

Available on CANSIM: cross-classified table 00050123.

Contact Anna Brancker (613-991-1769), Health Division.

### Restaurants, Caterers and Taverns May 1987

Restaurant, caterer and tavern receipts totalled \$1,212.8 million for May 1987, an increase of 5.9% over the \$1,145.5 million reported for the same period in 1986.

Available on CANSIM: matrix 52.

### Grain Marketing Situation Report June 1987

The situation report for June is now available. This report presents up-to-date information on the Canadian and world grain supply and market situation.

Contact Allister Hickson (204-983-2856), Agriculture Division, Room 600, 266 Graham Avenue, Winnipeg, Manitoba R3C 0K4.

---

## Publications Released

---

**Gross Domestic Product by Industry,**  
April 1987. Catalogue number 15-001  
(Canada: \$10/\$100; Other Countries:  
\$11/\$110).

**Trucking in Canada, 1985.**  
Catalogue number 53-222  
(Canada: \$32; Other Countries: \$33.50)

**The Labour Force, June 1987.**  
Catalogue number 71-001  
(Canada: \$20/\$200; Other Countries:  
\$21.50/\$215).

**Unemployment Insurance Statistics,**  
April 1987. Catalogue number 73-001  
(Canada: \$12/\$120; Other Countries:  
\$13/\$130).

**Education Statistics Bulletin, Vol. 9 No. 5,**  
**Women Earning Bachelor's Degrees:**  
**Changing Directions?**  
Catalogue number 81-002  
(Canada: \$4/\$40; Other Countries: \$5/\$50).

*Statistics Canada publications may be purchased by mail order from Publication Sales, Room 1710, Main Building, Statistics Canada, Ottawa K1A 0T6 or phone 613-993-7276.*

*Please enclose cheque or money order payable to the Receiver General for Canada/Publications and provide full information on publications required (catalogue number, title, issue).*

*Publications may also be ordered through Statistics Canada's offices in St. John's, Halifax, Montreal, Ottawa, Sturgeon Falls, Toronto, Winnipeg, Regina, Edmonton and Vancouver, or from authorized bookstore agents or other booksellers.*

**The  
Daily**

### Statistics Canada's Official Release Bulletin for Statistical Information

Catalogue 11-001E. Price: Canada \$100/year; other countries \$125/year

Published by the Communications Division (Director - Tim Davis)  
Statistics Canada, 3-O, R.H. Coats Bldg., Ottawa K1A 0T6.

Senior Editor: Greg Thomson (613-991-1103)

Editor: Deanna Jamieson (613-991-1198)

Published under the authority of the Minister of Supply and Services Canada. Statistics Canada should be credited when reproducing or quoting any part of this document.



1010496717

The Daily, July 20, 1987

## Major Release Dates: July 21-24

(Release dates are subject to change)

**Anticipated  
date(s) of  
release**

**Title**

**Reference period**

### July

21	Department Store Sales and Stocks	May 1987
22-23	Inventories, Shipments and Orders in Manufacturing Industries	May 1987
24	Wholesale Trade	May 1987