


The Daily

Statistics Canada

Wednesday, December 14, 1988



Major Release

Preliminary Statement of Canadian International Trade, October 1988

2

- International trade in motor vehicle parts was the driving force behind the recovery of international trade in October.

Data Availability Announcements

Helicopter Hours Flown, 1987	5
Shipments of Rolled Steel, October 1988	5
Steel Exports, November 1988	5
Export and Import Price Indexes, October 1988	5
Blow-moulded Plastic Bottles, Third Quarter 1988	5

Publications Released

6



Statistics
Canada

Statistique
Canada

Canada

Major Release

Preliminary Statement of Canadian International Trade

Seasonally Adjusted, Balance of Payments Basis
October 1988

Monthly Summary

Preliminary data on international merchandise trade, on a balance of payments basis and adjusted for seasonal fluctuations, indicate that Canada posted a surplus of \$457 million in October, a decrease of approximately \$100 million from the previous month. Imports rose faster than exports in October, contributing to this reduction in the trade balance.

For over 10 years, Canada has posted trade surpluses, reaching a peak in 1984 when Canada exported an average \$1.7 billion more per month than it imported. As a result of sustained Canadian economic growth and larger increases in imports than exports, monthly surpluses declined substantially in 1985 and 1986, finally stabilizing in 1987 and 1988 at levels ranging between \$500 million and \$1.5 billion, at a time when the Canadian dollar was rising. The surplus for the first 10 months of 1988 totalled \$8.6 billion, compared to \$9.9 billion for the same period in 1987.

Exports totalled \$11.5 billion in October, only \$81 million more than the revised level for September. However, this slight increase marked a sharp turnaround from the drop of over \$660 million observed in September. This slight recovery of exports coincided with increases for several indicators of the performance of the American economy, the main market for Canadian products. A marginal increase was recorded in industrial production in the United States (+0.4% in October compared to 0.2% in September), while there was a

significant increase in retail sales, notably of automobiles (+1.7% in October compared to -2.2% in September). Higher prices for certain commodity categories, such as wheat (+31.5% between May and September), zinc ore and newsprint also contributed to this turnaround, although in the case of wheat there was a drop in total exports, reflecting the impact of the drought on the volume of wheat exports.

Imports rose \$186 million in October over the revised figure for September to \$11.1 billion. This level is \$570 million higher than the average for the first nine months of 1988. As in the case of exports, imports had retreated sharply in September, falling by almost \$450 million from the August level. The automotive sector was the main contributor to this increase in October, rising almost \$190 million over September.

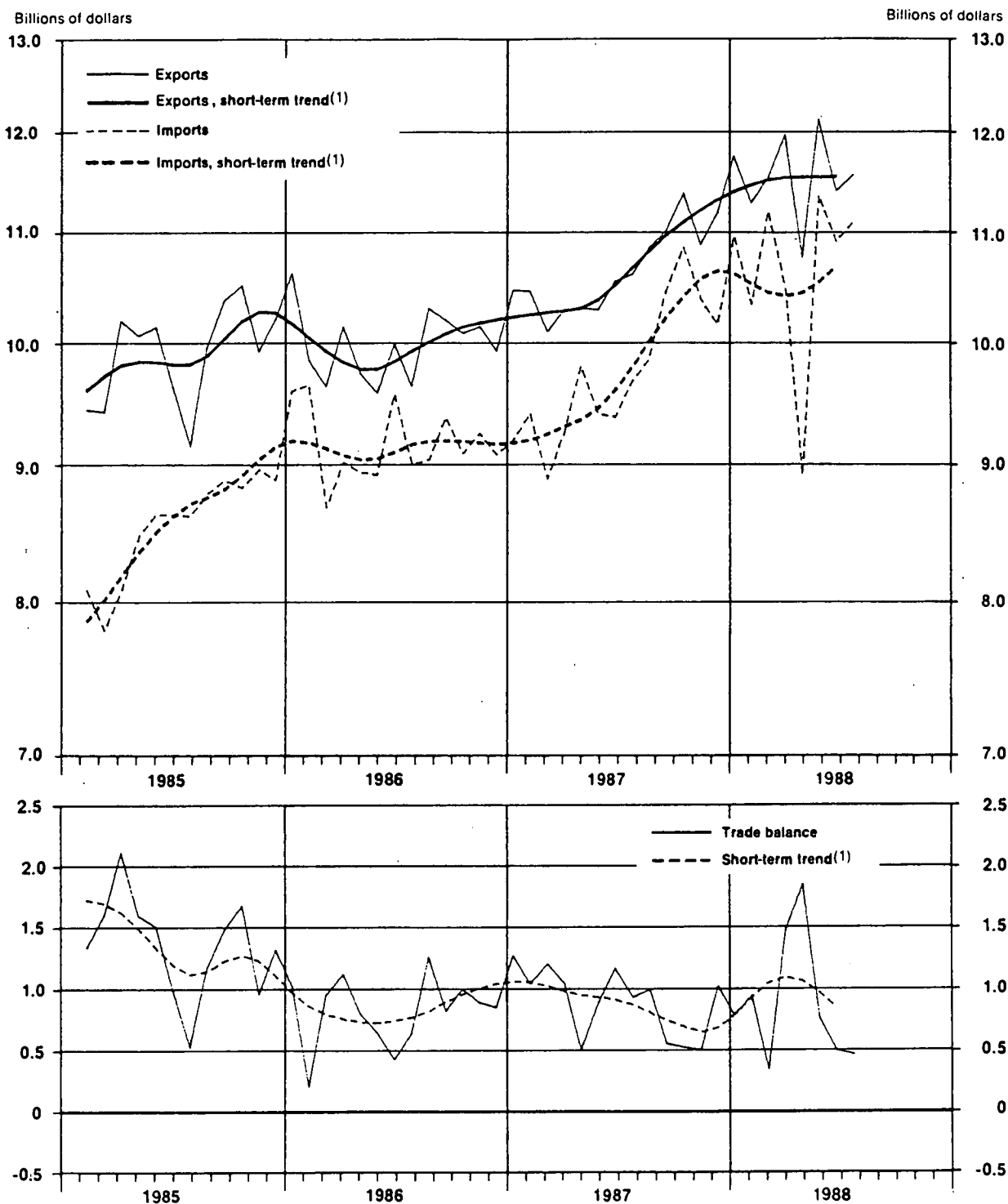
(see table on page 4)

Available on CANSIM: matrices 3685-3713, 3718, 3719 and 3887-3913.

For further information on international trade statistics (tables, charts and analysis) order *Preliminary Statement of Canadian International Trade (H.S. Based)* (65-001P, \$5.50/\$55), now available. See "How to Order Publications".

For more detailed information on this release, contact Gordon Blaney (613-951-9647), Trade Information Unit, or Jean-Pierre Simard (613-951-1711) (for analysis information) or Denis Pilon (613-951-4808) (for price index information), Trade Measures and Analysis Section, International Trade Division.

**Imports, Exports, and Trade Balance, All Countries, Seasonally Adjusted
Balance of Payments Basis**



(1) The short-term trend gives a clearer picture of the direction and rate of change of trade by averaging the substantial monthly fluctuations which frequently occur in trade. The trend for the last month is not shown in the charts above since it frequently changes significantly with the addition of succeeding months of data.

Merchandise Trade of Canada
July 1988

	Customs Basis		Balance of Payments Basis							Period-to-period change ²
	Exports ¹	Imports	Exports ¹	Imports	Exports ¹	Imports	Balance	Exports ¹	Imports	Balance
	raw	raw	raw	raw	S.A. ³	S.A. ³	S.A. ³	S.A. ³	S.A. ³	S.A. ³
	\$ millions							%	%	\$ millions
1987										
January	9,154	8,767	9,353	8,487	9,924	9,074	850	-2.1	-1.8	-41
February	9,889	8,974	10,074	9,001	10,460	9,185	1,274	5.4	1.2	424
March	10,671	10,034	10,851	9,858	10,449	9,403	1,046	-0.1	2.4	-229
April	10,223	9,407	10,334	9,310	10,090	8,882	1,208	-3.4	-5.5	162
May	10,658	9,493	10,589	9,432	10,285	9,242	1,043	1.9	4.0	-164
June	10,807	10,678	10,909	10,585	10,293	9,791	502	0.1	5.9	-542
July	9,528	9,508	9,635	9,476	10,280	9,391	889	-0.1	-4.1	388
August	9,362	8,560	9,564	8,496	10,532	9,364	1,168	2.4	-0.3	278
September	10,738	9,747	10,872	9,500	10,595	9,664	931	0.6	3.2	-237
October	11,336	10,138	11,343	10,073	10,850	9,853	997	2.4	1.9	66
November	11,513	10,622	11,382	10,670	11,003	10,452	551	1.4	6.1	-446
December	11,207	10,311	11,220	10,262	11,365	10,848	517	3.3	3.8	-34
1988										
January	10,246	12,474	10,180	10,094	10,860	10,372	488	-4.4	-4.4	-29
February	11,204	10,502	10,946	10,274	11,150	10,144	1,006	2.7	-2.2	517
March	12,454	12,231	12,312	12,060	11,705	10,950	755	5.0	7.9	-251
April	11,382	10,623	11,410	10,420	11,264	10,323	941	-3.8	-5.7	186
May	12,028	11,647	12,069	11,432	11,523	11,186	336	2.3	8.4	-605
June	12,768	11,244	12,769	11,047	11,900	10,470	1,430	3.3	-6.4	1,093
July	9,633	8,838	9,836	8,826	10,790	8,903	1,887	-9.3	-15.0	457
August	10,845	10,745	10,937	10,478	12,120	11,342	778	12.3	27.4	-1,109
September	11,591	10,841	11,662	10,635	11,456	10,893	562	-5.5	-4.0	-216
October	11,990	11,067	12,013	11,181	11,537	11,079	457	0.7	1.7	-105
Year-to-date										
1987	102,366	95,306	103,523	94,217	103,757	93,849	9,908	4.1	2.3	1,988
1988	114,142	110,212	114,134	106,448	114,303	105,663	8,641	10.2	12.6	-1,267

¹ Exports = Domestic Exports + Re-exports.

² Year-to-year, quarter-to-quarter, month-to-month.

³ Seasonally Adjusted.

Note: - Due to truncation, monthly data may not add up to quarterly data and quarterly data may not add up to annual data.

Data Availability Announcements

Helicopter Hours Flown 1987

In 1987, of the 362,172 helicopter hours flown in Canada, 50.6% were flown with the Bell 206 aircraft. This aircraft was also the most common helicopter reported in the fleet of Canadian commercial operators. Of the 790 helicopters reported as owned or leased on October 15, 1987, there were 371 (47.0%) Bell 206 aircraft.

The Vol. 21, No. 1 issue of the *Aviation Statistics Centre Service Bulletin* (51-004, \$8.50/\$85) will be available in January. See "How to Order Publications".

For more detailed information on this release, contact Katerina Tieman Carrillo (819-997-1388), Aviation Statistics Centre, Transportation Division.

Shipments of Rolled Steel October 1988

Rolled steel shipments for October 1988 totalled 1 066 733 tonnes, a decrease of 1.9% from the preceding month's total of 1 087 909 tonnes and a decrease of 4.5% from the year-earlier level of 1 116 808 tonnes.

Year-to-date shipments totalled 11 123 340 tonnes, an increase of 4.5% compared to 10 649 262 tonnes the previous year.

Available on CANSIM: matrices 58 and 122 (series 22-25).

The October 1988 issue of *Primary Iron and Steel* (41-001, \$4.50/\$45) will be available at a later date. See "How to Order Publications".

For more detailed information on this release, contact Gerry Barrett (613-951-3515), Industry Division.

Steel Exports November 1988

Data on preliminary steel exports for November 1988 are now available.

The final data will be published in *Primary Iron and Steel*, November 1988 (41-001, \$4.50/\$45), available at a later date. See "How to Order Publications".

For further detailed information on this release, contact G.W. Barrett (613-951-3515), Industry Division.

Export and Import Price Indexes October 1988

Current and fixed weighted export and import price indexes, on a balance of payments basis (1981 = 100) are now available. Price indexes are listed from January 1981 to October 1988 for the five commodity sections and 62/61 major commodity groups.

Customs based current and fixed weighted U.S. price indexes are also available. Price indexes are listed from January 1981 to October 1988 on a 1981 = 100 basis. Included with the U.S. commodity indexes are the 10 "All Countries" and "U.S. Only" SITC section indexes.

Available on CANSIM: matrices 3633-3642.

The October 1988 issue of *Summary of Canadian International Trade (H.S. Based)* (65-001, \$16.50/\$165) will be available the first week of January. See "How to Order Publications".


For more detailed information on this release, contact Denis Pilon (613-951-4808), Price Index Unit, International Trade Division.

Blow-moulded Plastic Bottles Third Quarter 1988

Figures for the third quarter 1988 for blow-moulded plastic bottles are now available.

Production and Shipments of Blow-Moulded Plastic Bottles (47-006, \$6.25/\$25), will be available in mid-December. See "How to Order Publications".

For more detailed information, on this release, contact T. Raj Sehdev (613-951-3513), Industry Division.



The Daily, December 14, 1988

Publications Released

Production and Value of Honey and Maple Products, 1987-88.
Catalogue number 23-211
(Canada: \$11; Other Countries: \$12).

Fruit and Vegetable Preservation Service Bulletin, Vol. 17, No. 4, Pack of Processed Peas, 1988.
Catalogue number 32-023
(Canada: \$7/\$115; Other Countries: \$8/\$125).

Footwear Statistics, October 1988.
Catalogue number 33-002
(Canada: \$4.50/\$45; Other Countries: \$5.50/\$55).

Production, Shipments and Stocks on Hand of Sawmills East of the Rockies, September 1988.
Catalogue number 35-002
(Canada: \$9/\$90; Other Countries: \$10/\$100).

Rigid Insulating Board, October 1988.
Catalogue number 36-002
(Canada: \$4.50/\$45; Other Countries: \$5.50/\$55).

Consumer Prices and Price Indexes, July-September 1988.
Catalogue number 62-010
(Canada: \$16.50/\$66; Other Countries: \$18.50/\$74).

Summary of Canadian International Trade (H.S. Based), September 1988.
Catalogue number 65-001
(Canada: \$16.50/\$165; Other Countries: \$17.50/\$175).

Profiles - Census Tracts - Kitchener: Part 2, 1986 Census.
Catalogue number 95-122
(Canada: \$29; Other Countries: \$31).

Profiles - Census Tracts - Victoria: Part 2, 1986 Census.
Catalogue number 95-170
(Canada: \$27; Other Countries: \$29).

How to Order Publications

Statistics Canada publications may be purchased by mail order from Publication Sales, Room 1710, Main Building, Statistics Canada, Ottawa K1A 0T6 or phone 613-951-7277.

Please enclose cheque or money order payable to the Receiver General for Canada/Publications and provide full information on publications required (catalogue number, title, issue).

Publications may also be ordered through Statistics Canada's offices in St. John's, Halifax, Montreal, Ottawa, Sturgeon Falls, Toronto, Winnipeg, Regina, Edmonton, Calgary and Vancouver, or from authorized bookstore agents or other booksellers.

A national toll-free telephone order service is now in operation at Statistics Canada. The toll-free line (1-800-267-6677) can be used by Canadian customers for the ordering of Statistics Canada products and services.

**The
Daily**

Statistics Canada's Official Release Bulletin for Statistical Information

Catalogue 11-001E. Price: Canada \$100/year; other countries \$125/year

Published by the Communications Division (Director - Douglas Newson)
Statistics Canada, 3-N, R.H. Coats Bldg., Ottawa K1A 0T6.

Senior Editor: Greg Thomson (613-951-1116)

Editor: Deanna Jamieson (613-951-1103)

Published under the authority of the Minister of Supply and Services Canada. Statistics Canada should be credited when reproducing or quoting any part of this document. Extracts from this publication may be reproduced for individual use without permission provided the source is fully acknowledged. However, reproduction of this publication in whole or in part for purposes of resale or redistribution requires written permission from the Publishing Services Group, Permissions Officer, Canadian Government Publishing Centre, Ottawa, Canada K1A 0S9.