

The Daily

Statistics Canada

Thursday, February 23, 1989

NOT FOR LOAN

FEB 23 1989

Major Release**NE S'EMPRUNTE PAS**LIBRARY
BIBLIOTHÈQUE**Building Permits, December 1988**

2

- The estimated value of building permits issued in December increased 11.6% from the preceding month to \$3,131.5 million.

Data Availability Announcements

Steel Ingots, Week Ending February 18, 1989

4

Livestock Report, January 1, 1989

4

Process Cheese and Instant Skim Milk Powder, January 1989

4

Processed Green and Waxed Beans, 1988

4

Processed Plums, 1988

4

Telephone Statistics, December 1988

5

Truck Use Survey (Private Trucking), 1987

5

Tobacco Products Industries, 1986 Census of Manufactures

5

Publications Released

6

Canadian Economic Observer

February 1989

The February issue of the *Canadian Economic Observer*, Statistics Canada's flagship publication for economic statistics, is now available.

The February issue contains a monthly summary of the economy, major economic and statistical events in January, and a feature article on Statistics Canada's new system of leading indicators - what they are, why they lead and how they should be interpreted. A statistical summary contains a wide range of tables and graphs on the principal economic indicators for Canada, the provinces and the major industrial nations.

The Canadian Economic Observer (11-010, \$20/\$200) is now available. See "How to Order Publications".

For more information, call Philip Cross (613-951-9162), International and Financial Economics Division.

Statistics
CanadaStatistique
Canada

Canada

Major Release

Building Permits

December 1988
(Seasonally Adjusted)

Summary

The estimated value of building permits issued in December increased 11.6% to \$3,131.5 million compared to \$2,806.1 million in November. Both the residential and non-residential sectors contributed to this increase.

Residential Sector

- The estimated value of residential building permits increased 11.3% to \$1,856.5 million in December compared to \$1,668.6 million in November.
- Gains were registered in both the single-family sector (+ 18.8% to \$463.9 million) and the multi-family sector (+ 9.0% to \$1,392.6 million).
- Quebec, Ontario and British Columbia posted gains in residential building permits for December while the Atlantic region and the Prairies reported decreases.
- The number of dwelling units authorized at an annual rate totalled 221,300 in December (138,000 single detached and 83,300 multiple dwellings), a 5.2% increase.

Non-residential Sector

- The estimated value of non-residential building permits rose 12.1% to \$1,275.0 million in December, compared to \$1,137.5 million in November.
- Strong gains were registered in both the industrial and the institutional sectors. The value of industrial building permits jumped 53.7% to \$247.6 million while that of institutional building permits climbed 36.6% to \$296.1 million. The commercial component slipped slightly (-3.7%) to \$731.3 million.
- On a regional basis, gains in non-residential building permits were recorded in the Atlantic region, Ontario and the Prairies while losses were registered in Quebec and British Columbia.

Available on CANSIM: matrices 80 (levels 3-7, 9-15), 129, 137, 443, 989-991, 994, 995 and 4073.

The November 1988 issue of *Building Permits* (64-001, \$20/\$200) is scheduled for release the third week of March.

For more information on this release, contact Francine Monette (613-951-2583), Science, Technology and Capital Stock Division.

Summary of 1988

(Preliminary data)

	Total Value of Building Permits	Residential			Non-residential			
		Singles	Multiples	Total	Ind.	Comm.	Govt.	Total
		(\$ millions)						
1988	34,304.1	13,955.7	5,734.8	19,690.5	3,008.1	8,735.5	2,870.0	14,613.6
1987	30,981.0	13,010.5	5,822.0	18,832.5	2,806.0	7,039.0	2,303.5	12,148.5
1988/1987	10.7%	7.2%	-1.4%	4.6%	7.2%	24.1%	24.6%	20.3%

Chart 1
Value of Building Permits Issued in Canada

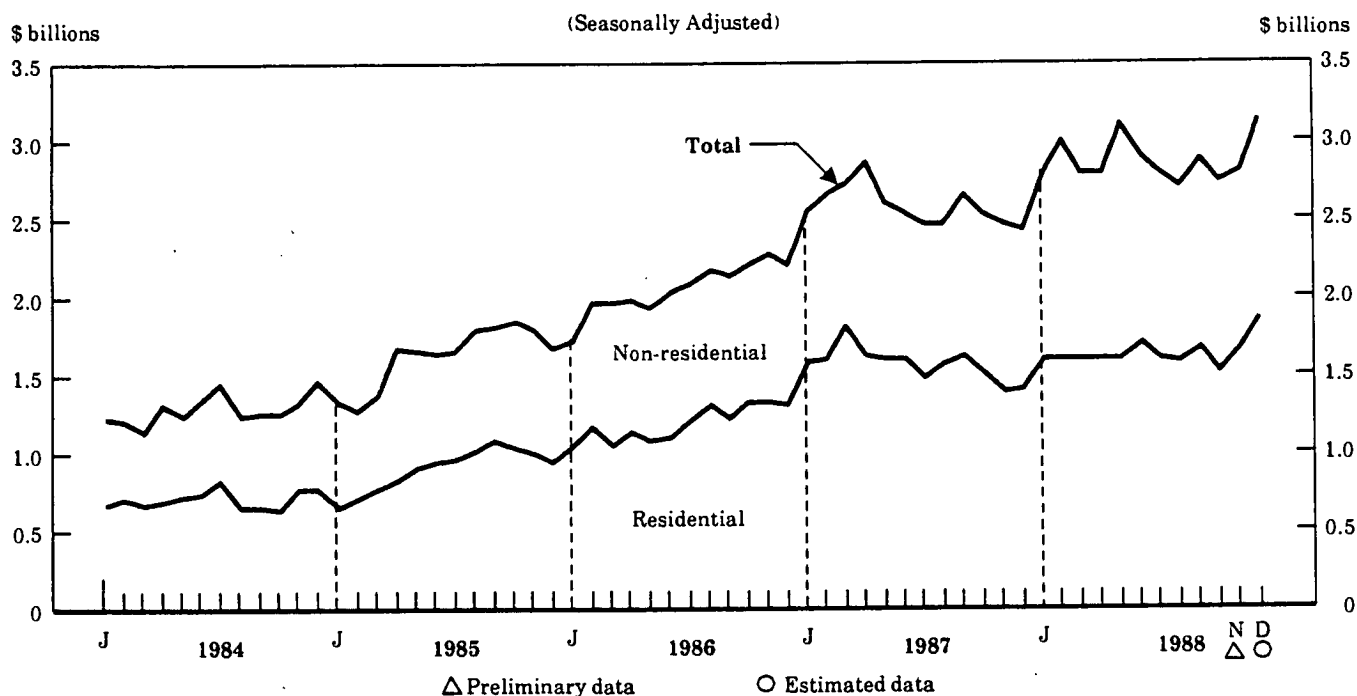


Chart 2
Dwelling Units Authorized in Canada

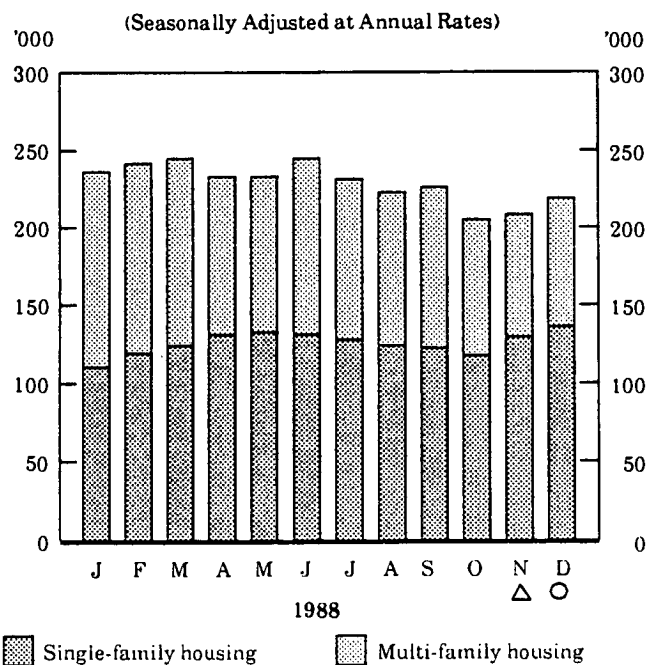
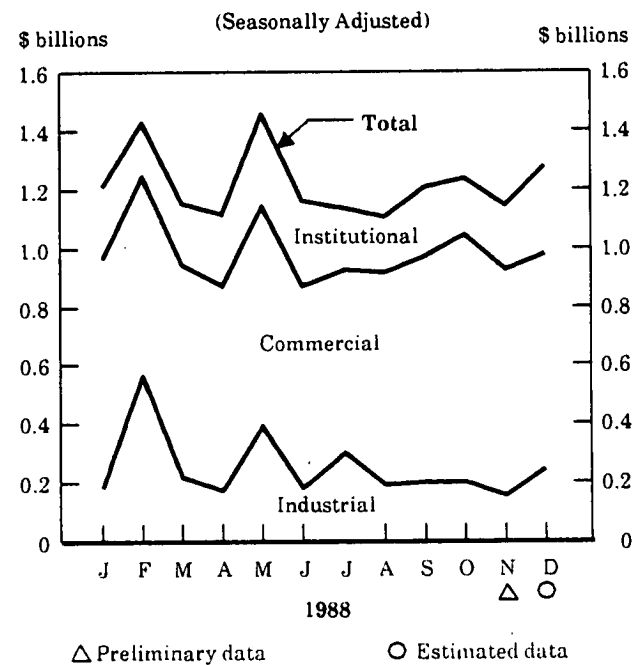


Chart 3
Value of Non-residential Permits Issued in Canada



Data Availability Announcements

Steel Ingots

Week Ending February 18, 1989

Preliminary estimates indicate that Canadian steel ingot production for the week ending February 18, 1989 totalled 319 817 tonnes, an increase of 2.8% from the preceding week's total of 311 057 tonnes and up 11.8% from the year-earlier level of 286 154 tonnes. The cumulative total in 1989 was 2 159 530 tonnes, an increase of 6.3% from 2 030 729 tonnes for the same period in 1988.

For more information on this release, contact Greg Milsom (613-951-9827), Industry Division.

Livestock Report

January 1, 1989

Total pig numbers for Canada, at January 1, 1989 are estimated at 10,779,300, relatively unchanged from the year-earlier level of 10,748,000. Sows for breeding and bred gilts are estimated at 1,069,200, a decrease of 1% from 1,077,400 a year earlier. Farrowings during the fourth quarter of 1988 decreased by 1%. Farrowings are expected to decrease by 3% during the first quarter and by 3% in the second quarter of 1989.

Total cattle and calves in Canada at January 1, 1989 are estimated at 11,004,100 head, up 1% from the year-earlier level of 10,863,100. Beef cows are estimated at 3,367,500, 3% higher than 3,275,700 at January 1, 1988. Beef cows were up 3% in the East and 3% in the West. Dairy cows have declined and are estimated at 1,449,100 at January 1, 1989, 1% less than the 1,466,900 a year ago.

Sheep and lamb numbers in Canada, at January 1, 1989 are estimated at 480,800, up 1% from the 475,400 at January 1, 1988. Sheep one year and over and lambs under one year increased by 1%.

Available on CANSIM: matrices 9500-9510, 1150, 1166, 5645.

The January 1, 1989 issue of *Livestock Report* (23-008, \$15/\$60) will be available March 1. See "How to Order Publications".

For more information on this release, contact Bernard E. Rosien (613-951-2511), Agriculture Division.

Process Cheese and Instant Skim Milk Powder

January 1989

Production of process cheese in January 1989 totalled 5 082 630 kilograms, an increase of 8.4% over a month earlier and up 11.3% over a year earlier.

Total production of instant skim milk powder during the month was 573 353 kilograms, up 65.8% over December and up 50.1% over January 1988.

Available on CANSIM: matrix 188 (series 1.10).

The January 1989 issue of *Production and Inventories of Process Cheese and Instant Skim Milk Powder* (32-024, \$4.50/\$45) will be released at a later date. See "How to Order Publications".

For more information on this release, contact Brian Preston (613-951-3511), Industry Division.

Processed Green and Wax Beans 1988

Data on processed green and wax beans for 1988 are now available.

The publication *Pack of Processed Beans, Green and Wax* (32-023, Vol.17, No.8, \$7/\$115) will be released at a later date.

For further information, contact Brian Preston (613-951-3511), Industry Division.

Processed Plums 1988

Data on processed plums for 1988 are now available.

The publication *Pack of Processed Plums* (32-023, Vol.17, No.9, \$7/\$115) will be released at a later date.

For further information, contact Brian Preston (613-951-3511), Industry Division.

Telephone Statistics

December 1988

Canada's 13 major telephone systems reported monthly revenues of \$1,017.5 million in December 1988, up 7.4% over a year earlier. Operating expenses were \$836.4 million, an increase of 14.8% over December 1987.

Net operating revenue was \$181.1 million, down 17.4% from December 1987.

Available on CANSIM: matrix 355.

The December 1988 issue of *Telephone Statistics* (56-002, \$7.50/\$75) is scheduled for release the week of March 6. See "How to Order Publications".

For more information on this release, contact J.R. Slattery (613-951-2205), Services Division.

Truck Use Survey (Private Trucking)

1987

Preliminary data from the 1987 Truck Use Survey are now available.

Highlights

- There were 2,319 firms having a fleet size of 15 or more vehicles involved in private trucking. These firms had operating expenses of \$4.3 billion.
- The private trucking industry employed 83,972 full- and part-time personnel in 1987, as well as the services of 4,970 brokers (owner operators).
- The total distance travelled by private truckers was 3.1 billion kilometres, of which only 2.0% was in the United States.
- Almost 88% of the power units were straight trucks, of which 6.8% were leased.

The 1987 issue of *Trucking in Canada* (53-222, \$32) will be available in June.

For further information contact Ray Forcier (613-951-8700), Surface Transport Unit, Transportation Division.

Tobacco Products Industries

1986 Census of Manufactures

Commodity data for *Tobacco Products Industries* (Major Group 12) are now available on request. The information will also be released at a later date in catalogue 32-251.

For more information on this release, contact Brian Preston (613-951-3511), Industry Division.



1010498300

The Daily, February 23, 1989

Publications Released

Canadian Economic Observer, February 1989.
Catalogue number 11-010
(Canada: \$20/\$200; Other Countries: \$22.50/\$225).

Production and Inventories of Process Cheese and Instant Skim Milk Powder, December 1988.
Catalogue number 32-024
(Canada: \$4.50/\$45; Other Countries: \$5.50/\$55).

Financial Institutions - Financial Statistics, Third Quarter 1988.
Catalogue number 61-006
(Canada: \$40/\$160; Other Countries: \$41.50/\$166).

Farm Product Price Index, December 1988.
Catalogue number 62-003
(Canada: \$6.50/\$65; Other Countries: \$7.50/\$75).

Merchandising Inventories, September 1988.
Catalogue number 63-014
(Canada: \$13/\$130; Other Countries: \$14/\$140).

Employment, Earnings and Hours, November 1988.
Catalogue number 72-002
(Canada: \$38.50/\$385; Other Countries: \$40.50/\$405).

How to Order Publications

Statistics Canada publications may be purchased by mail order from Publication Sales, Room 1710, Main Building, Statistics Canada, Ottawa K1A 0T6 or phone 613-951-7277.

Please enclose cheque or money order payable to the Receiver General for Canada/Publications and provide full information on publications required (catalogue number, title, issue).

Publications may also be ordered through Statistics Canada's offices in St. John's, Halifax, Montreal, Ottawa, Sturgeon Falls, Toronto, Winnipeg, Regina, Edmonton, Calgary and Vancouver, or from authorized bookstore agents or other booksellers.

A national toll-free telephone order service is now in operation at Statistics Canada. The toll-free line (1-800-267-6677) can be used by Canadian customers for the ordering of Statistics Canada products and services.

**The
Daily**

Statistics Canada's Official Release Bulletin for Statistical Information

Catalogue 11-001E. Price: Canada \$100/year; other countries \$125/year

Published by the Communications Division (Director - Douglas Newson)
Statistics Canada, 3-N, R.H. Coats Bldg., Ottawa K1A 0T6.

Senior Editor: Greg Thomson (613-951-1116)
Editor: Bonnie Williams (613-951-1103)

Published under the authority of the Minister of Regional Industrial Expansion and the Minister of State for Science and Technology. Statistics Canada should be credited when reproducing or quoting any part of this document. Extracts from this publication may be reproduced for individual use without permission provided the source is fully acknowledged. However, reproduction of this publication in whole or in part for purposes of resale or redistribution requires written permission from the Publishing Services Group, Permissions Officer, Canadian Government Publishing Centre, Ottawa, Canada K1A 0S9.