



The Daily

NOT FOR LOAN
NE S'EMPRUNTE PAS

Statistics Canada

Friday, March 23, 1990

MAR 23 1990

For release at 10:00 a.m.

MAJOR RELEASE


LIBRARY
BIBLIOTHÈQUE

• Security Transactions with Non-residents, January 1990

3

In January 1990, net foreign investment in Canadian bonds totalled \$1.8 billion, a continuation of the net investments which averaged more than \$2.0 billion over the last five months.

(Continued on page 2)



Canadian Social Trends

Spring 1990

Almost 62% of the total or 5.6 million residential dwellings were owner-occupied in 1986. Provincial homeownership rates varied across the country, with the Atlantic provinces having the highest rates of homeownership and Quebec having the lowest. Rural residents were more likely to be homeowners: 85% of rural homes were owner-occupied, compared to only 57% in urban areas.

The Spring 1990 issue of *Canadian Social Trends*, which continues to be a key source of information on major social issues and trends affecting Canadian society, is now available.

This latest issue focuses on housing issues, featuring articles on cooperative housing as an alternative to private ownership and rental housing, household property crimes, household chores,

regional unemployment, transitions occurring in cities, census highlights of Winnipeg, and an annual update on the labour force.


Order *Canadian Social Trends* (11-008E, 4 issues/\$32) from Publication Sales (613-951-7277). Further information is available from the editors (613-951-2560).



Statistics
Canada

Statistique
Canada

Canada



The Daily News March 23, 1990

DATA AVAILABILITY ANNOUNCEMENTS

Mineral Wool, February 1990	5
Fur Production, 1988-89	5
Local Government Long-term Debt, February 1990	5
Imports by Commodity (H.S. Based), January 1990	5
Film and Video Surveys, 1988-89	5

PUBLICATIONS RELEASED

MAJOR RELEASE DATES: March 26 - 30	7
------------------------------------	---

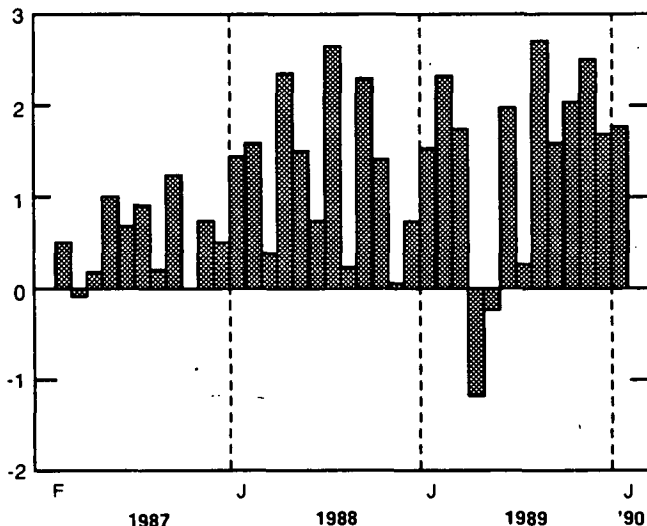
MAJOR RELEASE

Security Transactions with Non-residents

(Net sales to non-residents + / net purchases from non-residents -)

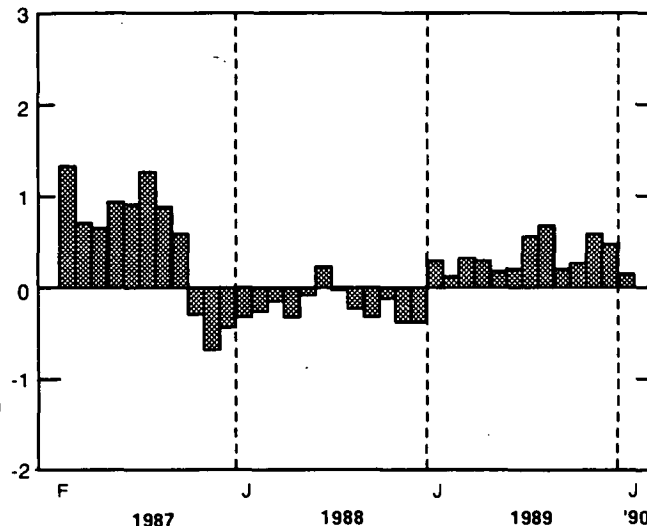
Canadian Bonds

\$ Billions



Canadian Stocks

\$ Billions



Security Transactions with Non-residents

January 1990

Canadian Securities

In January 1990, net foreign investment in Canadian bonds totalled \$1.8 billion, a continuation of the strong monthly investments which have averaged more than \$2.0 billion over the last five months.

New bond sales to non-residents, net of retirements, nearly doubled to \$1.1 billion in January. Sales in the current month included some large U.S. dollar issues placed in the United States market. Non-residents also acquired over \$500 million of new domestic issues of Government of Canada bonds. In the secondary market, net foreign investment in outstanding Canadian bonds amounted to \$625 million, compared to \$1.0 billion in December 1989. Japanese investors continued to be major buyers of outstanding Canadian bonds, with a net investment of \$1.3 billion, more than offsetting large net disinvestments from Europe and, to a lesser

degree, the United States. Canada/United States long-term interest rate differentials narrowed in January for the second consecutive month. The gross value of bonds traded with non-residents rose to record levels in the current month.

Net foreign investment in Canadian stocks amounted to \$161 million in January 1990, down sharply from the net investment in each of the previous two months. The investment, which was directed mostly to the secondary market, came from the United States, as overseas investors shifted back to being net sellers. Canadian stock prices were down by 6.7%, as measured by the TSE 300 Composite Index.

Foreign Securities

Residents acquired, on a net basis, \$644 million of foreign bonds in January 1990, up sharply from a small net investment in the previous month. The net investment in foreign stocks, mainly in United States stocks, was \$66 million in the current month.

The January 1990 issue of *Security Transactions with Non-residents* (67-002, \$15/\$150) will be available in April. See "How to Order Publications".

For further information on this release, contact D. Granger (613-951-1864), Balance of Payments, International and Financial Economics Division.

Security Transactions with Non-residents

(Net sales to non-residents + / net purchases from non-residents -)

Period	Canadian Securities					Foreign Securities		
	Bonds			Stocks	Total	Bonds	Stocks	Total
	Outstanding bonds (net)	New issues ¹	Total bonds					
\$ millions								
1989								
August	1,893	823	2,715	677	3,392	-1,441	1	-1,440
September	1,047	554	1,601	192	1,739	-458	-447	-905
October	1,259	777	2,036	252	2,288	51	-136	-85
November	757	1,745	2,501	582	3,084	-148	2	-146
December	1,004	670	1,674	457	2,130	-20	-6	-27
1990								
January	625	1,140	1,765	161	1,926	-644	-66	-710
1988	8,264	7,125	15,389	-2,383	13,007	-99	-1,004	-1,103
1989	9,271	7,678	16,949	4,061	21,010	-1,568	-804	-2,372

¹ Net of retirements.

DATA AVAILABILITY ANNOUNCEMENTS

Mineral Wool

February 1990

Manufacturers shipped 3 576 845 square metres of R12 factor (RSI 2.1) mineral wool batts in February 1990, up 24.7% over the 2 869 092 square metres shipped a year earlier, but down 4.9% from the 3 760 382 square metres shipped the previous month.

Year-to-date shipments to the end of February 1990 totalled 7 337 227 square metres, an increase of 17.5% over the same period in 1989.

Available on CANSIM: matrices 40 and 122 (series 32 and 33).

The February issue of *Mineral Wool including Fibrous Glass Insulation* (44-004, \$4.70/\$47) will be available at a later date. See "How to Order Publications".

For further information on this release, contact Roland Joubert (613-951-3527), Industry Division. ■

Fur Production

1988-89

The value of pelts during the 1988-89 season decreased 38.7% from the previous season to \$75,821,116. Fur farm production accounted for \$41,775,434 of the total, down from \$58,546,213 the previous year, while wildlife pelts brought in \$34,045,682 or 44.9% of the total.

Available on CANSIM: matrixes 5692-5699, 9511-9515.

The 1988-89 issue of *Fur Production* (23-207, \$30) will be available at a later date. See "How to Order Publications".

For further information on this release, contact P. Meszaros (613-951-2505), Agriculture Division. ■

Local Government Long-term Debt

February 1990

Estimates on the accumulated long-term debt of local governments in Canada, except Ontario, at February 1990 are now available.

For further information on this release, contact Marlene Vollmer (613-951-1830), Public Institutions Division.

For more information, or general inquiries on Public Institutions Division's products or services, contact Patricia Phillips (613-951-0767). ■

Imports by Commodity (H.S. Based)

January 1990

Commodity-country import trade statistics based on the Harmonized System (H.S. Based) for January 1990 are now available on microfiche, computer printouts or magnetic tapes in advance of the monthly publication.

The January 1990 issue of *Imports by Commodity (H.S. Based)* (65-007, \$52.50/\$525) will be available the second week of April. See "How to Order Publications".

For further information on this release, contact Gordon Blaney (613-951-9647), International Trade Division. ■

Film and Video Surveys

1988-89

Preliminary statistics from the following surveys are now available:

- Film, Video and Audio-Visual Production Survey 1988 and the Special Supplement for Ontario Companies.
- Film, Video and Audio-Visual Distribution and Videocassette Wholesaling Survey 1988 and the Special Supplement for Ontario Companies.
- Motion Picture Laboratory Operations and Production and Post-Production Services Survey 1988 and the Special Supplement for Ontario Companies.

Detailed information from these surveys will be published later this year in *Film and Video in Canada*, *Culture Statistics*, 1988-89 (87-204) and in *Focus on Culture* (87-004 Vol. 2, No. 3).

Those interested in obtaining further information on the film and video surveys should contact Anthony Young (613-951-9172) or Marie Lavallée-Farah (613-951-1571) Culture Sub-division, Education, Culture and Tourism Division. ■

PUBLICATIONS RELEASED

Canadian Social Trends, Spring 1990.
Catalogue number 11-008E
(Canada: \$8/\$32; Other Countries: \$9/\$36).

Culture Statistics - Television Viewing in Canada, 1988.
Catalogue number 87-208
(Canada: \$25; Other Countries: \$30).

Culture Statistics - Performing Arts, 1987.
Catalogue number 87-209
(Canada: \$29; Other Countries: \$35).

Postcensal Annual Estimates of Population for Census Divisions and Census Metropolitan Areas, June 1, 1989 (Regression Method).
Catalogue number 91-211
(Canada: \$16; Other Countries: \$19).

How to Order Publications

Statistics Canada publications may be purchased by mail order from Publication Sales, Room 1710, Main Building, Statistics Canada, Ottawa K1A 0T6 or phone 613-951-7277.

Please enclose cheque or money order payable to the Receiver General for Canada/Publications and provide full information on publications required (catalogue number, title, issue).

Publications may also be ordered through Statistics Canada's offices in St. John's, Halifax, Montreal, Ottawa, Toronto, Winnipeg, Regina, Edmonton, Calgary and Vancouver, or from authorized bookstore agents or other booksellers.

A national toll-free telephone order service is now in operation at Statistics Canada. The toll-free line (1-800-267-6677) can be used by Canadian customers for the ordering of Statistics Canada products and services.

**The
Daily**

Statistics Canada's Official Release Bulletin for Statistical Information

Catalogue 11-001E. Price: Canada \$105/year; other countries \$126/year

Published by the Communications Division
Statistics Canada, 3-N, R.H. Coats Bldg., Ottawa K1A 0T6.

Senior Editor: Greg Thomson (613-951-1116)
Editor: Bonnie Williams (613-951-1103)

Published under the authority of the Minister of Industry, Science and Technology. All rights reserved. No part of this publication may be reproduced, stored in a retrieval system or transmitted in any form or by any means, electronic, mechanical, photocopying, recording or otherwise without prior written permission of the Minister of Supply and Services Canada.

MAJOR RELEASE DATES

Week of March 26 to 30
(Release dates are subject to change)

Anticipated date(s) of release	Title	Reference period
<hr/>		
March		
26	Department Store Sales and Stocks	January 1990
27	Employment, Earnings and Hours	January 1990
28	Unemployment Insurance Statistics	January 1990
29	Gross Domestic Product at Factor Cost by Industry	January 1990
30	Industrial Product Price Index	February 1990
30	Raw Materials Price Index	February 1990
30	Sales of Refined Petroleum Products	February 1990
30	Crude Oil and Natural Gas	December 1989
30	Financial Institutions: Financial Statistics	Fourth Quarter 1989

Statistics Canada Library
Bibliothèque Statistique Canada



1010029574

1010029574