

The Daily

Statistics Canada

Friday, June 1, 1990

For release at 10:00 a.m.

MAJOR RELEASE

- **Recidivists in Youth Court: An Examination of Repeat Young Offenders Convicted, 1988-89** 2
 Recidivists represented 39% and first-time offenders 61% of young persons found guilty in 1988-89.

DATA AVAILABILITY ANNOUNCEMENTS

Oil Pipeline Transport, March 1990	4
Blow-Moulded Plastic Bottles, First Quarter 1990	4
1988 Annual Survey of Manufactures:	
Cane and Beet Sugar Industry	4
Other Paper Industries	4
Hydraulic Cement Industry	4
Chemical Fertilizer and Fertilizer Materials Industry	5

PUBLICATIONS RELEASED 6

INDEX TO DATA RELEASES: May 1990

**NOT FOR LOAN
 NE S'EMPRUNTE PAS**

STATISTICS CANADA STATISTIQUE CANADA

JUN 1 1990

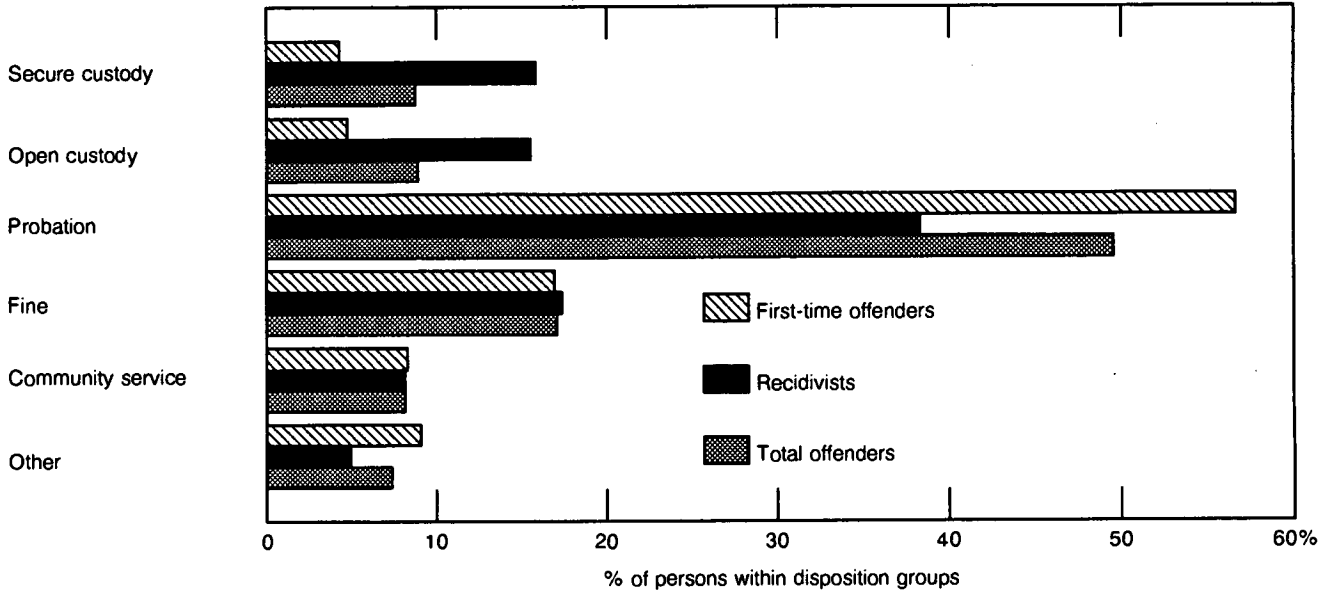
LIBRARY
 BIBLIOTHÈQUE



MAJOR RELEASE

First-Time Offenders and Recidivists, 1988-89, by Most Serious Disposition

Most serious disposition



Note: The data exclude N.S., Ont. and N.W.T.
 The most serious disposition is the most significant disposition for the person.

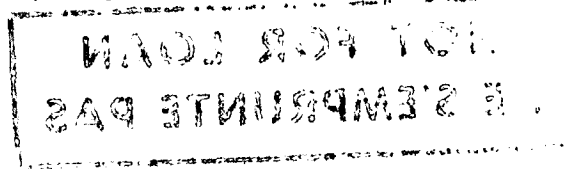

Recidivists in Youth Court: An Examination of Repeat Young Offenders Convicted 1988-89

The purpose of this report is to present a profile of recidivists appearing before Youth Court in one fiscal year. A recidivist is defined as a repeat offender – a young person found guilty of a federal statute offence in Youth Court in 1988-89, and who has received a prior sentence since the Young Offenders Act was implemented in 1984. The data were extracted from the Youth Court Survey charge file for the years 1984-85 to 1988-89. (Court data from Nova Scotia, Ontario, and the Northwest Territories are not included in this analysis.)

Highlights

Males represented 88% of recidivists and 83% of first-time offenders. The recidivists had a median age of 14 years at the time of their first conviction, 15 years at the second conviction and 16 years at the third and successive conviction(s).

Recidivists were about three times more likely than first-time offenders to be ordered to serve secure custody or open custody dispositions as the most serious disposition. Thirty-one percent of recidivists were ordered to serve a secure custody or open custody disposition, compared to roughly 9% of first-time offenders. Recidivists are also less likely than first-time offenders to be ordered to serve probation (see figure above).



As the number of convictions increased, recidivists were more likely to receive terms of secure or open custody and less likely to receive probation. At first conviction, the recidivist had a two-in-three chance of receiving a probation order as the most serious disposition; however, by fourth conviction, the chance had declined to one-in-three. By fourth conviction, the young offender had a two-in-five chance of being ordered to secure or open custody, a much higher likelihood than with fewer convictions. The majority of recidivists ordered harsher penalties were 16 or 17 years old.

This *Juristat Bulletin* is the third in a series prepared by the Youth Justice Program of the Canadian Centre for Justice Statistics. The Youth Court Survey (YCS) generates statistical information on three types of counts: charges, cases and

persons. The YCS is intended to be a census of Criminal Code and other federal statute charges heard in youth courts in provinces and territories participating in this survey. Data collected by the YCS must be interpreted as indicative rather than definite measures of volume and person characteristics.

Data from the *Juristat Bulletin*, Vol. 10, No. 8 (85-002, \$3.90/\$78), *Recidivists in Youth Court: An Examination of Repeat Young Offenders Convicted in 1988-89* is now available (the publication will be released June 4 at 10 a.m.). See "How to Order Publications".

For further information on this release, contact Information and Client Services (613-951-9023), Canadian Centre for Justice Statistics. ■

DATA AVAILABILITY ANNOUNCEMENTS

Oil Pipeline Transport

March 1990

Highlights

- In March, net receipts of crude oil and refined petroleum products into Canadian pipelines increased 5.0% from the same period last year to 15 269 203 cubic metres (m³). Year-to-date receipts, now at 43 261 689 m³, are up 1.4% over 1989.
- Pipeline exports of crude oil decreased 8.4% compared to March 1989, while pipeline imports rose 78.0% for the same period. On a cumulative basis, exports in 1990 were down 11.6% from 1989 levels, while imports were up 53.0%.
- Deliveries of crude oil by pipeline to Canadian refineries this month rose 11.4% over 1989, while deliveries of liquid petroleum gases and refined petroleum products increased 11.1%.

Available on CANSIM: matrix 181.

The March 1990 issue of *Oil Pipeline Transport* (55-001, \$10/\$100) will be available the second week of June. See "How to Order Publications".

For further information on this release, contact G. O'Connor (613-951-3562), Energy Section, Industry Division. ■

Blow-moulded Plastic Bottles

First Quarter 1990

Figures for the first quarter of 1990 for blow-moulded plastic bottles are now available.

Production and Shipments of Blow-moulded Plastic Bottles (47-006, \$6.75/\$27) will be available at a later date. See "How to Order Publications".

For further information on this release, contact Raj Sehdev (613-951-3513), Industry Division. ■

Cane and Beet Sugar Industry

1988 Annual Survey of Manufactures

In 1988, the value of shipments and other revenue for the cane and beet sugar industry (SIC 1081) totalled \$516.2 million, down 0.2% from \$517.3 million in 1987.

Available on CANSIM: matrix 5393.

These data will be published in *Food Industries* (32-250, \$35) at a later date. See "How to Order Publications".

For further information on this release, contact Brian Preston (613-951-3511), Industry Division. ■

Other Paper Industries

1988 Annual Survey of Manufactures

In 1988, the value of shipments and other revenue for the other paper industries (SIC 2719) totalled \$2,657.9 million, up 19.2% over \$2,230.2 million in 1987.

Available on CANSIM: matrix 5487.

These data will be published in *Paper and Allied Products Industries* (36-250, \$35) at a later date. See "How to Order Publications".

For further information on this release, contact Sandra Bohatyretz (613-951-3531), Industry Division. ■

Hydraulic Cement Industry

1988 Annual Survey of Manufactures

In 1988, the value of shipments and other revenue for the hydraulic cement industry (SIC 3521) totalled \$1,025.6 million, up 4.6% over \$980.2 million in 1987.

Available on CANSIM: matrix 6851.

These data will be published in *Non-metallic Mineral Products Industries* (44-250, \$35) at a later date. See "How to Order Publications".

For further information on this release, contact Karnail Singh Gill (613-951-3520), Industry Division. ■

**Chemical Fertilizer and Fertilizer
Materials Industry**

1988 Annual Survey of Manufactures

In 1988, the value of shipments and other revenue for the chemical fertilizer and fertilizer materials industry (SIC 3721) totalled \$847.1 million, down 10.0% from \$940.9 million in 1987.

Available on CANSIM: matrix 6872.

These data will be published in *Chemical and Chemical Products Industries* (46-250, \$35). See "How to Order Publications".

For further information on this release, contact T. Raj Sehdev (613-951-3513), Industry Division. ■

PUBLICATIONS RELEASED

The Dairy Review, March 1990.

Catalogue number 23-001

(Canada: \$12.20/\$122.00; United States:

US\$14.60/\$146.00; Other Countries:

US\$17.10/\$171.00).

Production and Inventories of Process Cheese and Instant Skim Milk Powder, April 1990.

Catalogue number 32-024

(Canada: \$5.00/\$50.00; United States:

US\$6.00/\$60.00; Other Countries: US\$7.00/\$70.00).

Quarterly Shipments of Office Furniture Products, Quarter Ended March 31, 1990.

Catalogue number 35-006

(Canada: \$6.75/\$27.00; United States:

US\$8.00/\$32.00; Other Countries: US\$9.50/\$38.00).

Rigid Insulating Board (Wood Fibre Products), April 1990.

Catalogue number 36-002

(Canada: \$5.00/\$50.00; United States:

US\$6.00/\$60.00; Other Countries: US\$7.00/\$70.00).

Gypsum Products, April 1990.

Catalogue number 44-003

(Canada: \$5.00/\$50.00; United States:

US\$6.00/\$60.00; Other Countries: US\$7.00/\$70.00).

Juristat Bulletin, Vol. 10, No. 8, **Recidivists in Youth Court: An Examination of Repeat Young Offenders Convicted in 1988-89.**

Catalogue number 85-002

(Canada \$3.90/\$78.00; United States:

US\$4.70/\$94.00; Other Countries US\$5.45/\$109.00).

- Available June 4, 1990 at 10 a.m. -

How to Order Publications

Statistics Canada publications may be purchased by mail order from Publication Sales, Room 1710, Main Building, Statistics Canada, Ottawa K1A 0T6 or phone 613-951-7277.

Please enclose cheque or money order payable to the Receiver General for Canada/Publications and provide full information on publications required (catalogue number, title, issue).

Publications may also be ordered through Statistics Canada's offices in St. John's, Halifax, Montreal, Ottawa, Toronto, Winnipeg, Regina, Edmonton, Calgary and Vancouver, or from authorized bookstore agents or other booksellers.

A national toll-free telephone order service is now in operation at Statistics Canada. The toll-free line (1-800-267-6677) can be used by Canadian customers for the ordering of Statistics Canada products and services.

**The
Daily**

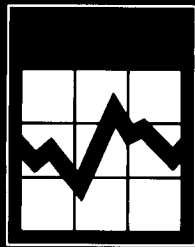
Statistics Canada's Official Release Bulletin for Statistical Information

Catalogue 11-001E. Price: Canada: \$120.00 annually; United States: US\$144.00 annually; Other Countries: US\$168.00 annually

Published by the Communications Division
Statistics Canada, 3-N, R.H. Coats Bldg., Ottawa K1A 0T6.

Senior Editor: Greg Thomson (613-951-1116)
Editor: Bonnie Williams (613-951-1103)

Published under the authority of the Minister of Industry, Science and Technology. All rights reserved. No part of this publication may be reproduced, stored in a retrieval system or transmitted in any form or by any means, electronic, mechanical, photocopying, recording or otherwise without prior written permission of the Minister of Supply and Services Canada.



The Daily

Statistics Canada

Index to Data Releases

May 1990

Subject	Reference Period	Release Date
Agriculture, Direct Program Payments in	1989	May 31, 1990
Air Carrier Fare Basis Statistics	January-June 1989	May 25, 1990
Air Charter Statistics	Fourth Quarter 1989	May 4, 1990
Apples and Apple Products, Pack of	1988	May 22, 1990
Appliances, Specified Domestic Electrical	March 1990	May 9, 1990
Appliances, Major	April 1990	May 31, 1990
Asphalt Roofing	March 1990	May 3, 1990
	April 1990	May 29, 1990
Assets, New Measures of Fixed	1970-1989	May 10, 1990
Atlantic Canada, Industry Financial		
Indicators	1987-1988	May 24, 1990
Aviation, Canadian Civil	1988	May 17, 1990
Aviation Statistics, Canadian Civil	March 1990	May 25, 1990
Aviation Statistics Centre Service Bulletin	February 1990	May 16, 1990
Beans, Green and Wax, Pack of Processed	1989	May 10, 1990
Book Publishing and Exclusive Agents		
Survey	1988-89	May 4, 1990
Building Permits	February 1990	May 2, 1990
	March 1990	May 25, 1990
Bus Passenger and Transit Statistics Urban	March 1990	May 9, 1990
Business Conditions Survey, Quarterly		
Canadian Manufacturing Industries	April 1990	May 3, 1990
Cable Television	1989	May 16, 1990
Capital Expenditures on Machinery		
and Equipment by Type of Assets	1988	May 9, 1990
Cement	March 1990	May 3, 1990
Cheese, Process and Instant Skim Milk		
Powder	April 1990	May 29, 1990



Index to Data Releases, May 1990

Subject	Reference Period	Release Date
Cheese, Process and Instant Skim Milk Powder	March 1990	May 3, 1990
Chemicals and Synthetic Resins, Industrial	March 1990	May 10, 1990
Chewing Gum Industry	1988, Annual Survey of Manufactures	May 11, 1990
Cocoa and Tea, Coffee	March 1990	May 18, 1990
Coffee and Cocoa, Tea	March 1990	May 18, 1990
Construction Building Materials Price Index: Non-residential	March 1990	May 14, 1990
Construction Type Plywood	March 1990	May 15, 1990
Construction Union Wage Rate Index	March 1990	May 10, 1990
Construction Price Indexes, Non-residential Building	First Quarter 1990	May 15, 1990
Construction Building Materials Price Index: Residential	March 1990	May 14, 1990
Construction Price Statistics	First Quarter 1990	May 31, 1990
Construction in Canada	1990	May 31, 1990
Consumer Price Index	April 1990	May 18, 1990
Corporations and Labour Unions Returns Act: Part 1 - Corporations	1987	May 22, 1990
Corrugated Boxes and Wrappers	April 1990	May 18, 1990
Credit Unions	Fourth Quarter 1989	May 28, 1990
Crude Oil and Natural Gas	January 1990	May 7, 1990
Crushing and Milling Statistics	March 1990	May 10, 1990
Culture, Government Expenditures on	1988-1989	May 30, 1990
Dairy Review	March 1990	May 14, 1990
Demographic and Income Statistics for Postal Walks	1988	May 8, 1990
Department Store Sales and Stocks	March 1990	May 29, 1990
Department Store Sales by Province and Metropolitan Area	March 1990	May 16, 1990
Drugs, The Supply of Illicit - Juristat	February 1990	May 7, 1990
Eggs, Production	March 1990	May 14, 1990
Eggs and Poultry, Annual Production of	1989	May 31, 1990
Electric Power Selling Price Indexes	January-April 1990	May 31, 1990
Electric Power Statistics	February 1990	May 1, 1990
Electric Storage Batteries	March 1990	May 9, 1990
Electric Lamps	March 1990	May 22, 1990
	April 1990	May 25, 1990
Employment, Earnings and Hours	March 1990	May 31, 1990
Employment, Provincial and Territorial, Government	September 1989	May 14, 1990
Employment, Local Government	September 1989	May 15, 1990
Equipment and Machinery Index	First Quarter 1990	May 17, 1990
Export and Import Price Indexes	March 1990	May 17, 1990

Index to Data Releases, May 1990

Subject	Reference Period	Release Date
Exports, Steel	April 1990	May 16, 1990
Exports by Commodity (H.S. Based)	February 1990	May 2, 1990
	March 1990	May 24, 1990
Farm Income, Net	1989	May 31, 1990
Farm Cash Receipts	January-March 1990	May 31, 1990
Farm Product Price Index	March 1990	May 10, 1990
Farm Capital Value	July 1, 1990	May 31, 1990
Farm Input Price Index (FIPI)	First Quarter 1990	May 8, 1990
Farm Debt Outstanding	December 31, 1990	May 31, 1990
Fats and Oils	March 1990	May 16, 1990
Ferro-alloys Industry	1988, Annual Survey of Manufactures	May 11, 1990
Fiberboard, Particleboard and Waferboard	March 1990	May 15, 1990
Financial Indexes, Selected	March 1990	May 10, 1990
Footwear Statistics	March 1990	May 10, 1990
Fruit and Vegetable Production	May 1990	May 11, 1990
Fruits and Vegetables, Processed	December 1989	May 31, 1990
Furniture Products, Shipments of Office	First Quarter 1990	May 25, 1990
Grains, Deliveries of Major	March 1990	May 31, 1990
General Social Survey: Personal Risk and Criminal Victimitizations	1988	May 28, 1990
Government Long-term Debt, Local	April 1990	May 29, 1990
Government Employment, Provincial and Territorial	September 1989	May 14, 1990
Government Employment, Local	September 1989	May 15, 1990
Government Employment, Provincial and Territorial	December 1989	May 28, 1990
Government Finance, Federal - Financial Management System Basis	1989/90 and 1990/91 Estimates	May 17, 1990
Governments, Short-term Debt of Local	March 1990	May 15, 1990
Grain Marketing Situation Report	April 1990	May 30, 1990
Gross Domestic Product by Industry, Provincial	1984-1986	May 10, 1990
Gross Domestic Product at Factor Cost by Industry	March 1990	May 31, 1990
Gypsum Products	March 1990	May 3, 1990
	April 1990	May 31, 1990
Health Indicators Database	1989	May 23, 1990
Heating Products, Shipments of Solid Fuel-burning	First Quarter 1990	May 3, 1990
Help-Wanted Index	April 1990	May 9, 1990
Hospital Statistics	Preliminary Annual Report 1988-1989	May 18, 1990
Housing Price Index, New	March 1990	May 9, 1990
Import Price Indexes, Export	March 1990	May 17, 1990
Imports by Commodity (H.S. Based)	March 1990	May 23, 1990

Index to Data Releases, May 1990

Subject	Reference Period	Release Date
Income, Estimates of Labour	February 1990	May 9, 1990
Industrial Corporations Financial Statistics	First Quarter 1990	May 29, 1990
Industrial Product Price Index	April 1990	May 31, 1990
Investment Position, Canada's International	Year-ends 1985-89	May 28, 1990
Jurimat Bulletin: The Supply of Illicit Drugs in Canada	1988	May 4, 1990
Labour and Income, Perspectives on Labour Force Survey	Summer 1990	May 29, 1990
Leading Indicator, Composite	April 1990	May 11, 1990
Lime Industry	February 1990	May 7, 1990
Literacy Skills Used in Daily Activities	1988 Annual Survey of Manufactures 1989	May 18, 1990
Machinery and Equipment Index	First Quarter 1990	May 30, 1990
Marine Transport Statistics for Canadian Ports - Domestic and International Shipping	January-June 1989	May 17, 1990
Meat Products, Stocks of Frozen	May 1, 1990	May 31, 1990
Milling and Crushing Statistics	March 1990	May 28, 1990
Mineral Wool	April 1990	May 10, 1990
Motor Vehicle Sales	April 1990	May 24, 1990
Motor Carrier Freight	March 1990	May 15, 1990
Motor Carrier Freight - Quarterly Survey	Quarterly Survey 1988, 1989 Second Quarter 1989 (Revised), Third Quarter 1989 (Preliminary)	May 15, 1990
Mushroom Production, Canadian	Fourth Quarter 1989	May 11, 1990
National Balance Sheet Accounts	1989	May 10, 1990
Natural Gas, Sales of - Preliminary Data	March 1990	May 15, 1990
Oil, Crude and Gas, Natural	February 1990	May 23, 1990
Oil Pipeline Transport	February 1990	May 30, 1990
Oils and Fats	March 1990	May 7, 1990
Particleboard, Waferboard and Fiberboard	March 1990	May 16, 1990
Perspectives on Labour and Income - Canada's International Competitiveness	1981-1988	May 15, 1990
Petroleum Products, Sales of Refined	March 1990	May 29, 1990
Plastic Film and Bags	April 1990	May 1, 1990
Poultry Products, Stocks of Frozen	First Quarter 1990	May 30, 1990
Poultry Products, Apparent Per Capita Disappearance	May 1, 1990	May 17, 1990
Poultry and Eggs, Annual Production of	1989	May 15, 1990
	1989	May 3, 1990
	1989	May 31, 1990

Index to Data Releases, May 1990

Subject	Reference Period	Release Date
Primary Glass and Glass Containers		
Industry	1988, Annual Survey of Manufactures	May 18, 1990
Provincial Economic Accounts	Preliminary Estimates for 1989	May 3, 1990
Public Use Microdata Files- Individual		
Family and Household and Housing, Files	1986 Census	May 18, 1990
Public Service, Barriers to Advancement		
In the	June 1989	May 4, 1990
Pulpwood and Wood Residue Statistics	March 1990	May 11, 1990
Radio/Television Industry	1989	May 16, 1990
Railway Carloadings	March 1990	May 3, 1990
	April 1990	May 29, 1990
	Seven-day Period Ending April 14, 1990	May 3, 1990
	Seven-day Period Ending April 21, 1990	May 9, 1990
	Nine-day Period Ending April 30, 1990	May 17, 1990
	Seven-day Period Ending May 7, 1990	May 22, 1990
	Seven-day Period Ending May 14, 1990	May 28, 1990
Raw Materials Price Index	April 1990	May 31, 1990
Retail Trade	March 1990	May 25, 1990
Rigid Insulating Board	March 1990	May 3, 1990
	April 1990	May 29, 1990
Sawmills in British Columbia	March 1990	May 24, 1990
Sawmills East of the Rockies	March 1990	May 24, 1990
Security Transactions with Non-residents	March 1990	May 25, 1990
Soft Drinks	April 1990	May 11, 1990
Steel Exports	April 1990	May 16, 1990
Steel Pipe and Tubing	March 1990	May 10, 1990
Steel, Primary Forms	March 1990	May 11, 1990
Steel Primary Forms (Steel Ingots)	Week Ending April 28, 1990	May 4, 1990
	Week Ending May 5, 1990	May 10, 1990
	Week Ending May 12, 1990	May 17, 1990
	Week Ending May 19, 1990	May 25, 1990
	Week Ending May 26, 1990	May 31, 1990
Steel, Shipments of Rolled	March 1990	May 17, 1990
Steel Wire and Specified Wire Products	March 1990	May 9, 1990
Sugar Sales	April 1990	May 9, 1990
Tea, Coffee and Cocoa	March 1990	May 18, 1990
Telecommunications Statistics	First Quarter 1990	May 24, 1990
Telephone Statistics	March 1990	May 18, 1990
Television/Radio Industry	1989	May 16, 1990
Tobacco Products	April 1990	May 17, 1990
Tobacco Products Industry	1988, Annual Survey of Manufactures	May 11, 1990
Tobacco Leaf, Industry	1988, Annual Survey of Manufactures	May 11, 1990
Trade, Preliminary Statement of		
Canadian International Merchandise	March 1990	May 17, 1990
Travel Account, International	First Quarter 1990	May 25, 1990



1010042653

Index to Data Releases, May 1990

Subject	Reference Period	Release Date
Travel Between Canada and Other Countries	March 1990	May 11, 1990
Travel-log: Touriscope	Spring 1990	May 15, 1990
Truck Use Survey (Private Trucking)	1988	May 11, 1990
Unemployment Insurance Statistics	March 1990	May 30, 1990
Vegetable Oil Mills (Except Corn Oil) Industry	1988 Annual Survey of Manufactures	May 25, 1990
Vegetable and Fruit Production	May 1990	May 11, 1990
Vegetables and Fruits, Processed	December 1989	May 31, 1990
Waferboard and Fiberboard, Particleboard	March 1990	May 15, 1990
Wholesale Trade	February 1990	May 2, 1990
	March 1990	May 29, 1990
Woman: Barriers to Advancement in the Public Services	June 1989	May 4, 1990
Wool Production and Supply	1989	May 18, 1990