



The Daily

Statistics Canada

Tuesday, July 17, 1990

For release at 10:00 a.m.

MAJOR RELEASE


- **Preliminary Statement of Canadian International Merchandise Trade (H.S. Based), May 1990** 2
Canadian merchandise exports jumped by nearly \$575 million in May, to \$12.4 billion.

DATA AVAILABILITY ANNOUNCEMENTS

Survey of Literacy Skills Used in Daily Activities - Numeracy Skills, 1989	4
Export and Import Price Indexes, May 1990	4
Government Revenue and Expenditure (SNA Basis), First Quarter 1990	4
Stocks of Frozen Poultry Products, July 1, 1990	5
Steel Exports, June 1990 (Preliminary)	5

PUBLICATIONS RELEASED 6

NOT FOR LOAN
NE S'EMPRUNTE PAS



Statistics
Canada

Statistique
Canada

Canada

MAJOR RELEASE

Preliminary Statement of Canadian International Merchandise Trade (H.S. Based)

May 1990

According to preliminary data on merchandise trade, seasonally adjusted exports totalled \$12.4 billion in May 1990, an increase of \$575 million over the revised April data. Exports to the United States alone climbed by \$360 million in May. Exports for the first five months of the year totalled \$59.8 billion, somewhat less than the \$60.3 billion posted for the corresponding period in 1989.

Imports totalled \$11.5 billion in May, virtually unchanged from April. In May, imports of energy products fell significantly, notably crude petroleum (-\$171 million). Conversely, imports of automotive parts rose significantly (\$153 million), coinciding with the increase in Canadian production of motor vehicles reported in May. For the first five months of 1990, imports totalled \$56.8 billion, over \$300 million higher than the level observed for the same period in 1989.

With the recovery in exports, Canada's trade balance posted a surplus of \$958 million, more than double the April level. The May trade surplus with the United States alone totalled \$1.1 billion, up from the

April level of \$760 million. For the first five months of 1990, the overall merchandise trade surplus totalled \$3.0 billion.

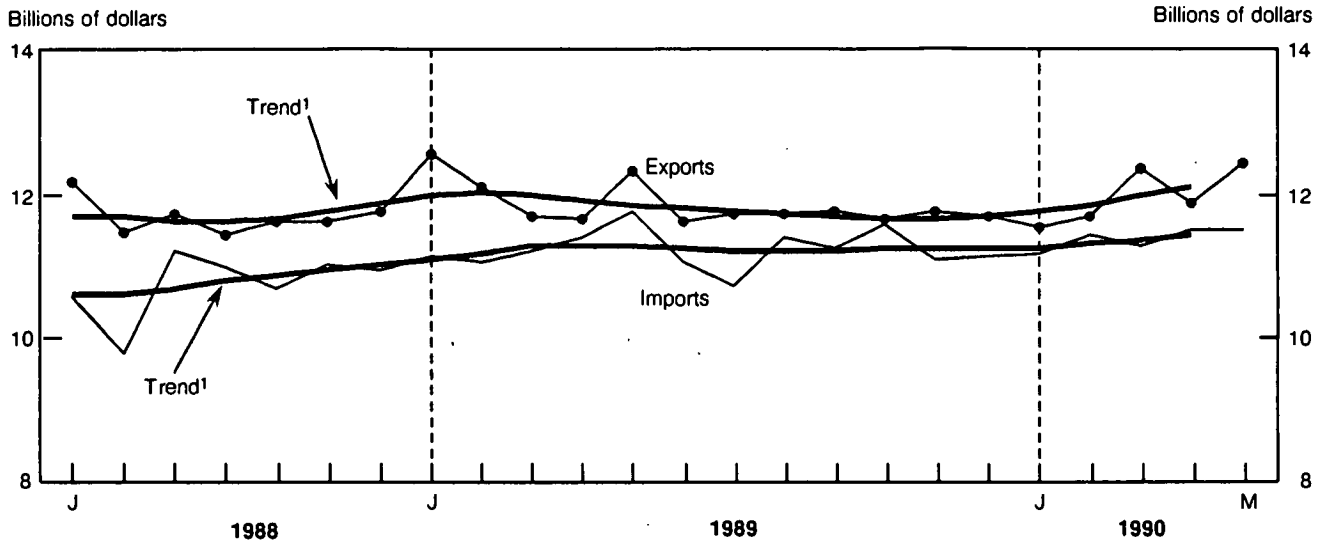
Available on CANSIM: matrices 3620-3629, 3651, 3685-3713, 3718, 3719, 3887-3913.

For further information on international trade statistics (detailed tables, charts and a more complete analysis), order *Preliminary Statement of Canadian International Trade (H.S. Based)* (65-001P, \$10/\$100), now available. See "How to Order Publications".

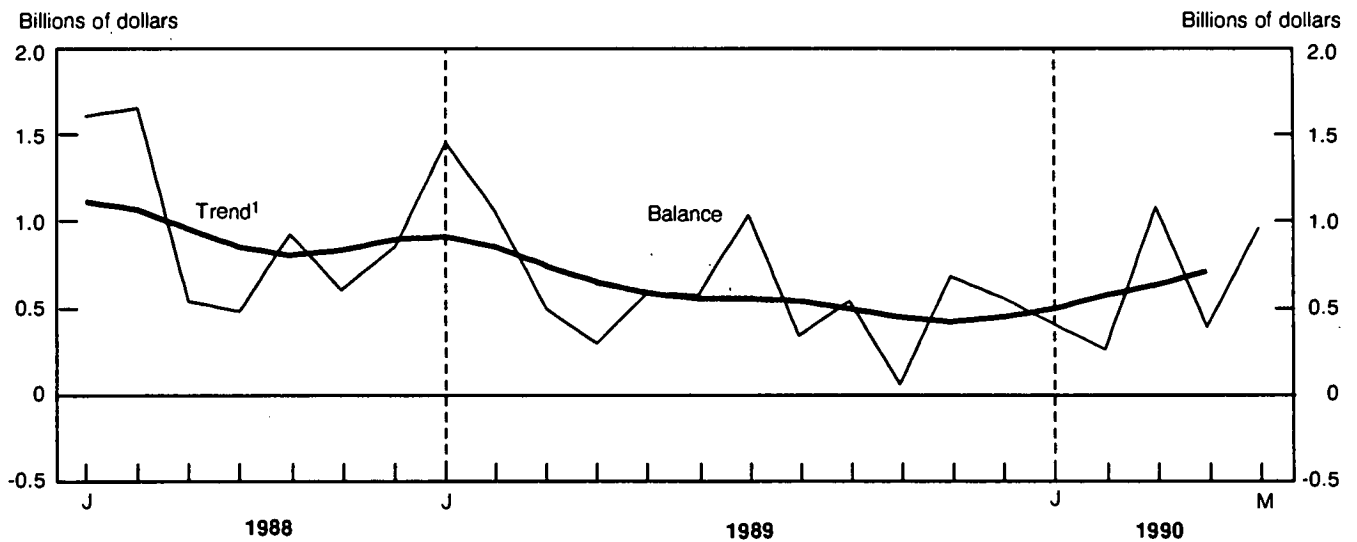
For more detailed information on statistics, concepts and definitions, order the May 1990 issue of *Summary of Canadian International Trade (H.S. Based)* (65-001, \$18.20/\$182), available the first week of August, or contact Gordon Blaney (613-951-9647), Trade Information Unit, or Jean-Pierre Simard (613-951-1711) (for analysis information), or Denis Pilon (613-951-4808) (for price index information), Trade Measures and Analysis Section, International Trade Division.

Current account data, which incorporate merchandise trade statistics as well as data concerning trade in services and capital account movements, are available on a quarterly basis in *Canada's Balance of International Payments* (67-001). ■

Merchandise Trade
(Seasonally Adjusted)
Balance of Payments Basis



Merchandise Trade Balance
(Seasonally Adjusted)
Balance of Payments Basis



¹ The short-term trend represents a weighted average of the data.

DATA AVAILABILITY ANNOUNCEMENTS

Survey of Literacy Skills Used in Daily Activities – Numeracy Skills

1989

On May 30, 1990 the reading skills data from this survey were released. Statistics are now available on the numeracy skills of Canadians.

For the purpose of the survey, literacy was defined as: the information processing skills necessary to use the printed material commonly encountered at work, at home and in the community.

Functional numeracy skills of Canadians were assessed through the use of commonly encountered documents and forms (e.g. bank deposit slip, catalogue order form). Several numeracy tasks were used and involved either a single operation or a series of numerical operations.

The main outcome of the literacy survey is a separate test score for each respondent for reading, writing and numeracy. To aid in the interpretation of these scores, respondents have been categorized into skill levels according to their performance on the test. In the case of numeracy, the levels are:

- Level 1 Canadians at this level have very limited numeracy abilities which enable them to, at most, locate and recognize numbers in isolation or in a short text.
- Level 2 Canadians at this level can deal with material requiring them to perform a simple numerical operation such as addition and subtraction.
- Level 3 Canadians at this level can deal with material requiring them to perform simple sequences of numerical operations which enable them to meet most everyday demands.

For more detailed information, contact Gilles Montigny (613-951-9731), Household Surveys Division or Karen Kelly (613-951-4594), Social Survey Methods Division or The National Literacy Secretariat (819-953-5283), Department of the Secretary of State. ■

Export and Import Price Indexes

May 1990

Current and fixed weighted export and import price indexes, on a balance of payments basis, are now

available on a 1986 = 100 basis. Price indexes are listed from January 1986 to May 1990 for the five commodity sections and 62/61 major commodity groups.

Customs based current and fixed weighted U.S. price indexes are also available. Price indexes are listed from January 1986 to May 1990 on a 1986 = 100 basis. Included with the U.S. commodity indexes are the 10 "All Countries" and "U.S. only" SITC section indexes.

Available on CANSIM: matrices 3620-3629, 3651 and 3685.

The May 1990 issue of *Summary of Canadian International Trade (H.S. Based)* (65-001, \$18.20/\$182) will be available the first week of August. See "How to Order Publications".

For further information on this release, contact Denis Pilon (613-951-4808), Price Index Unit, International Trade Division. ■

Government Revenue and Expenditure (SNA Basis)

First Quarter 1990

Federal, provincial and local government detailed revenue and expenditure estimates on a national accounts basis for the quarter ended March 31, 1990 are now available. Revised detailed estimates for the period 1986 to 1989 are also available.

Available on CANSIM: matrices 2711 (federal), 2712 (provincial) and 2713 (local).

Note: Certain CANSIM revenue and expenditure data and series titles have been changed back to 1970 to eliminate discrepancies between the various government-related CANSIM series.

For further information, contact John (Sean) Bergin (613-951-1815) (federal), Joumana Feghali (613-951-1824) (provincial) or Paul Blouin (613-951-8563) (three levels of government), Economic Statistics Section, Public Institutions Division.

Data are also available through special tabulation. For more information or general inquiries on Public Institutions Division's products or services contact Patricia Phillips (613-951-0767). ■

Stocks of Frozen Poultry Products

July 1, 1990

Preliminary cold storage of frozen poultry products at July 1st, 1990 and revised figures for June 1st, 1990 are now available.

Available on CANSIM: matrices 5675-5677.

To order *Production and Stocks of Eggs and Poultry* (\$115/year), a statistical bulletin, contact Guy Gervais (613-951-2453).

For more detailed information on this release, contact Ruth McMillan (613-951-2549), Livestock and Animal Products Section, Agriculture Division. ■

Steel Exports

June 1990 (Preliminary)

Data on preliminary steel exports for June 1990 are now available.

The final data will be published in *Primary Iron and Steel*, June 1990 (41-001, \$5/\$50). See "How to Order Publications".

For further information on this release, contact G.W. Barrett (613-951-3515), Industry Division. ■



1010036966

The Daily, July 17, 1990

PUBLICATIONS RELEASED

Footwear Statistics, May 1990.

Catalogue number 33-002

(Canada: \$5.00/\$50.00; United States:
US\$6.00/US\$60.00; Other Countries:
US\$7.00/US\$70.00).

Aviation Statistics Centre Service Bulletin, July 1990.

Catalogue number 51-004

(Canada: \$9.30/\$93.00; United States:
US\$11.20/US\$112.00; Other Countries:
US\$13.00/US\$130.00).

Department Store Sales and Stocks, October 1989.

Catalogue number 63-002

(Canada: \$14.40/\$144.00; United States:
US\$17.30/US\$173.00; Other Countries:
US\$20.20/US\$202.00).

Exports by Commodity (H.S. Based), April 1990.

Catalogue number 65-004

(Canada: \$55.10/\$551.00; United States:
US\$66.10/US\$661.00; Other Countries:
US\$77.10/US\$771.00).

How to Order Publications

Statistics Canada publications may be purchased by mail order from Publication Sales, Room 1710, Main Building, Statistics Canada, Ottawa K1A 0T6 or phone 613-951-7277.

Please enclose cheque or money order payable to the Receiver General for Canada/Publications and provide full information on publications required (catalogue number, title, issue).

Publications may also be ordered through Statistics Canada's offices in St. John's, Halifax, Montreal, Ottawa, Toronto, Winnipeg, Regina, Edmonton, Calgary and Vancouver, or from authorized bookstore agents or other booksellers.

A national toll-free telephone order service is now in operation at Statistics Canada. The toll-free line (1-800-267-6677) can be used by Canadian customers for the ordering of Statistics Canada products and services.

**The
Daily**

Statistics Canada's Official Release Bulletin for Statistical Information

Catalogue 11-001E. Price: Canada: \$120.00 annually; United States: US\$144.00 annually; Other Countries: US\$168.00 annually

Published by the Communications Division
Statistics Canada, 3-N, R.H. Coats Bldg., Ottawa K1A 0T6.

Senior Editor: Greg Thomson (613-951-1116)
Editor: Bonnie Williams (613-951-1103)

Published under the authority of the Minister of Industry, Science and Technology. All rights reserved. No part of this publication may be reproduced, stored in a retrieval system or transmitted in any form or by any means, electronic, mechanical, photocopying, recording or otherwise without prior written permission of the Minister of Supply and Services Canada.