

# The Daily

Statistics Canada

Thursday, July 5, 1990

For release at 10:00 a.m.

---

## MAJOR RELEASE

---

- **Pension Plans in Canada, 1989** 2  
Women accounted for all of the 11% growth in employer-sponsored pension plan membership between 1980 and 1989.
- 

---

## DATA AVAILABILITY ANNOUNCEMENT

---

Fixed Assets in Canada, 1990 3


---

---

## PUBLICATIONS RELEASED

---

4



NOT FOR LOAN  
NE S'EMPRUNTE PAS

## MAJOR RELEASE

### Pension Plans in Canada

1989

#### Highlights


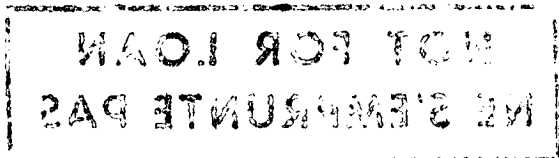
- At the beginning of 1989, almost five million Canadian workers participated in over 20,000 employer-sponsored pension plans, a 2.5% increase over 1988 levels and an 11% increase over 1980.
- Between 1980 and 1989, female membership in pension plans rose 36. Women comprised 37.6% of all plan members in 1989, up from the 30.8% recorded in 1980. Following a slight decline in the early 1980s, the number of male participants had still not regained by 1989 the level recorded at the beginning of the decade.
- The proportion of employed paid workers<sup>1</sup> belonging to employer-sponsored pension plans was virtually unchanged from the previous year (44.9% in 1988 and 44.6% in 1989).
- The pension plan coverage rate for men dropped from 52.9% in 1986 to 49.9% in 1989. The rate for women, on the other hand, increased slightly over this same period, from 37.0% to 37.8%.

<sup>1</sup> Excluded from employed paid workers are unpaid family workers, the unemployed and the self-employed who, by definition, are not eligible for membership in employer-sponsored pension plans.

- The number of pension plans in 1989 decreased 4.7% from 1988, to 20,250. The principal change was in plans with fewer than five members, which in 1989 constituted 36% of all plans but covered less than 1% of the total membership. The number of these plans, primarily for executives and significant shareholders, declined over 10% from 1988, after more than doubling between 1980 and 1986.
- Public sector plans (914 in 1989) accounted for only 4.5% of all employer-sponsored pension plans but covered 45% of all plan participants. The coverage rate for employed paid workers in the private sector was 30.8% (20.5% for women and 38.7% for men) compared with virtually 100% coverage, for both sexes, in the public sector.
- Women accounted for 48% of all public sector pension plan members in 1989, but only 29% of the members in the private sector. From 1980 to 1989, growth in the number of female members was more rapid in the private than the public sector (43% vs. 31%).

Detailed data on these 20,250 plans are now available in a package containing key tables for the reference period January 1, 1989. To order this package (priced at \$25.00) or to obtain information on pension plans in Canada, contact Johanne Pineau (613-951-4034), Pensions Section, Labour Division.

**Note:** Also available are historical data for those years for which information was not previously released (i.e. every other year from 1973 to 1987).



---

## DATA AVAILABILITY ANNOUNCEMENT

---

### Fixed Assets in Canada

1990

The total estimated constant (1986) dollar value of non-residential buildings, engineering structures and machinery and equipment is expected to reach \$1,428 billion in 1990. This is a real increase of 3.9% over the 1989 level. Valued in current dollars, the stock of fixed assets is expected to amount to \$1,620 billion in 1990, up 7.5% from the 1989 level.

In the manufacturing sector, the stock of fixed assets is expected to increase 5.5% in real terms to reach a level of \$226 billion. The real increase for the non-manufacturing sector is expected to be 3.6%, with the stock of fixed assets attaining a level of \$1,202 billion.

### Note to Users:

The fixed capital flows and stocks series for Canada have been updated and are now available on CANSIM: matrices 6520-6570 (for current dollars) and 6571-6621 (for constant 1986 dollars) and by special request. The old matrices 3435-3470 and 3472-3522 are now terminated. In approximately two weeks' time, further detailed national figures and provincial data will be available on a special request basis. The entire time series of fixed capital flows and stocks at constant prices have been rebased from 1981 to 1986.

For further information, please contact Richard Landry (613-951-2579) or David Wallace (613-951-9685), National Wealth and Capital Stock Section, Investment and Capital Stock Division. ■



1010045968

The Daily, July 5, 1990

## PUBLICATIONS RELEASED

### **System of National Accounts – Gross Domestic Product By Industry, April 1990.**

#### **Catalogue number 15-001**

(Canada: \$12.70/\$127.00; United States: US\$15.20/US\$152.00; Other Countries: US\$17.80/US\$178.00).

### **Rigid Insulating Board (Wood Fibre Products), May 1990.**

#### **Catalogue number 36-002**

(Canada: \$5.00/\$50.00; United States: US\$6.00/US\$60.00; Other Countries: US\$7.00/US\$70.00).

### **Wholesale Trade, April 1990.**

#### **Catalogue number 63-008**

(Canada: \$14.40/\$144.00; United States: US\$17.30/US\$173.00; Other Countries: US\$20.20/US\$202.00).

### **Security Transactions with Non-residents, April 1990.**

#### **Catalogue number 67-002**

(Canada: \$15.80/\$158.00; United States: US\$19.00/US\$190.00; Other Countries: US\$22.10/US\$221.00).

### **Labour Force Information, June 1990.**

#### **Catalogue number 71-001P**

(Canada: \$6.30/\$63.00; United States: US\$7.60/US\$76.00; Other Countries: US\$8.80/US\$88.00).

Available Friday, July 6 at 7 a.m.

## How to Order Publications

*Statistics Canada publications may be purchased by mail order from Publication Sales, Room 1710, Main Building, Statistics Canada, Ottawa K1A 0T6 or phone 613-951-7277.*

*Please enclose cheque or money order payable to the Receiver General for Canada/Publications and provide full information on publications required (catalogue number, title, issue).*

*Publications may also be ordered through Statistics Canada's offices in St. John's, Halifax, Montreal, Ottawa, Toronto, Winnipeg, Regina, Edmonton, Calgary and Vancouver, or from authorized bookstore agents or other booksellers.*

*A national toll-free telephone order service is now in operation at Statistics Canada. The toll-free line (1-800-267-6677) can be used by Canadian customers for the ordering of Statistics Canada products and services.*

**The  
Daily**

### **Statistics Canada's Official Release Bulletin for Statistical Information**

Catalogue 11-001E. Price: Canada: \$120.00 annually; United States: US\$144.00 annually; Other Countries: US\$168.00 annually

Published by the Communications Division  
Statistics Canada, 3-N, R.H. Coats Bldg., Ottawa K1A 0T6.

Senior Editor: Greg Thomson (613-951-1116)  
Editor: Bonnie Williams (613-951-1103)

Published under the authority of the Minister of Industry, Science and Technology. All rights reserved. No part of this publication may be reproduced, stored in a retrieval system or transmitted in any form or by any means, electronic, mechanical, photocopying, recording or otherwise without prior written permission of the Minister of Supply and Services Canada.