



The Daily

Statistics Canada

Tuesday, October 1, 1991

NOT FOR LOAN
NE S'EMPRUNTE PAS

STATISTICS STATISTIQUE
CANADA CANADA

For release at 8:30 a.m.

OCT 1 1991

MAJOR RELEASE

LIBRARY
BIBLIOTHÈQUE

- **Control and Sale of Alcoholic Beverages, Fiscal Year**
Ended March 31, 1990
For the second consecutive year, lower sales were recorded for all three types of alcoholic beverages: spirits, wines and beer.

2

DATA AVAILABILITY ANNOUNCEMENT

Asphalt Roofing, August 1991

4

PUBLICATIONS RELEASED

5

INDEX TO DATA RELEASES: September 1991



Statistics
Canada

Statistique
Canada

Canada

MAJOR RELEASE

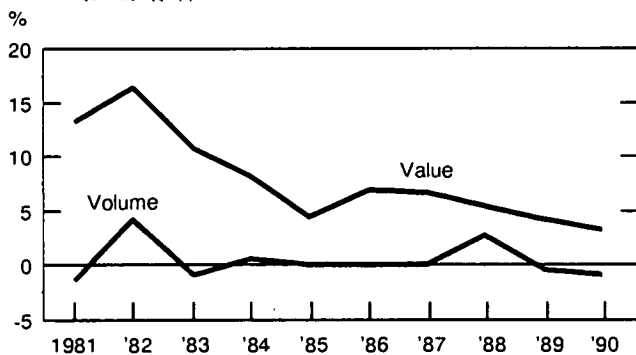
Control and Sale of Alcoholic Beverages

Fiscal Year ended March 31, 1990

The volume of alcoholic beverages sold in 1989/90 totalled 2,512 million litres, down 24 million litres (1%) from the year before. For the second consecutive year, lower sales were recorded for all three types of alcoholic beverages: spirits, wines and beer.

Percentage Change in Volume and Value of Sales of Alcoholic Beverages

Fiscal Years Ended March 31, 1981-1990



Highlights

- In 1989/90, the sale of Canadian alcoholic beverages declined 59 million litres (3%) while the volume of imports rose by 35 million litres (17%), mainly attributable to an increased preference for imported beer.
- On a per-capita basis, the sale of alcoholic beverages (including coolers) in Canada averaged 119.5 litres per Canadian 15 years of age and over, a decline of 2.9 litres (2%) from 1988/89.
- The value of alcoholic beverages sold reached \$9,896 million, up \$311 million (3%) over the fiscal year 1988/89. This increase was well below the average annual increase of 8% for the 10-year period ending March 1989.

- The net profit of provincial liquor authorities amounted to \$2,386 million, an increase of \$103 million, or 5%, over the year 1988/89.

Spirits

The volume of spirits sold in Canada during the fiscal year 1989/90 amounted to 152 million litres, a drop of 4% from the previous year.

- The volume of Canadian spirits sold decreased by 6 million litres or 5% to 118 million litres while sales of imported spirits remained unchanged at 34 million litres.
- Per-capita sales to Canadians aged 15 years and over fell from 7.7 litres in 1988/89 to 7.3 litres in 1989/90.

Wines

Sales volume of wines totalled 246 million litres, down 10 million litres (4%) from 1988/89, led mainly by a decline in wine-based coolers.

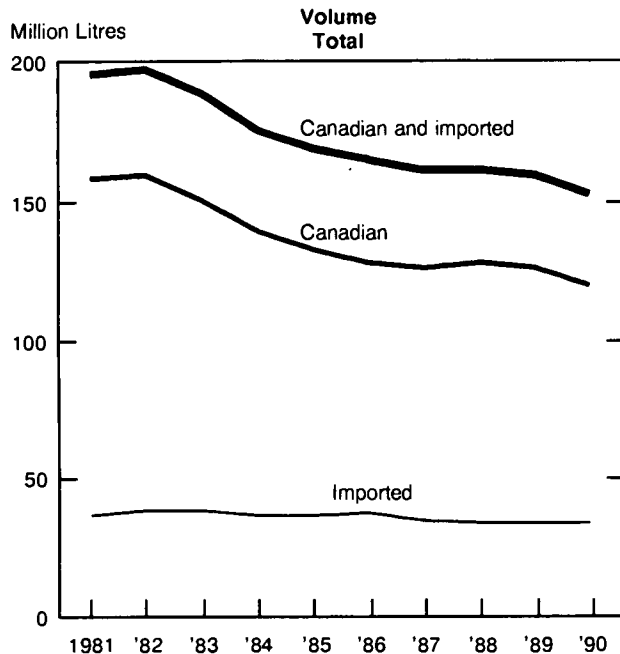
- The volume of Canadian wines sold during the year fell 8% (or 11 million litres) while imported wines rose 1%.
- Per-capita sales of wines to Canadians 15 years and over dropped to 11.7 litres from 12.3 litres in 1988/89.

Beer

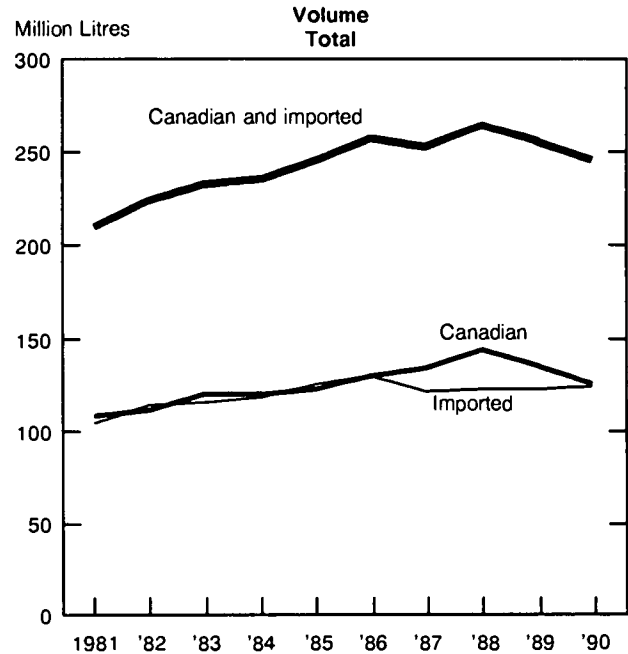
Sales of beer declined by 7 million litres to reach 2,114 million litres in 1989/90.

- The quantity of Canadian beer sold fell 2% or 41 million litres in 1989/90. In contrast, the sale of imported beer increased by 34 million litres (or 62%) bringing the total sale of imported beer to 89 million litres during the same period.
- Per-capita sales of beer (to Canadians 15 years and over) dropped from 102.4 litres in 1988/89 to 100.5 litres in 1989/90.

Sales of Spirits – March 31, 1981-1990



Sales of Wines – March 31, 1981-1990



Available on CANSIM: matrices 2728-2731.

For further information on this release, contact Richard Sauriol (613-951-1829) or Jeannine D'Angelo (613-951-1834), Economic Statistics Section, Public Institutions Division.

Data are also available by province. For more information or general inquiries on Public Institutions Division's products or services contact Jim Doré (613-951-0767) or Tom Caplan (613-951-0885), Data Dissemination Section.

Sales of Alcoholic Beverages by Value and by Volume and Per Capita (15 Years and Over) Years Ended March 31, 1981-1990

	Value		Volume	
	Total	Per Capita	Total	Per Capita
	Thousands of Dollars	Dollars	Thousands of Litres	Litres
1981	5,320,840	282.1	2,411,987	127.9
1982	6,187,496	323.7	2,507,823	131.2
1983	6,840,666	354.6	2,476,870	128.2
1984	7,390,366	379.2	2,488,441	127.5
1985	7,702,380	390.4	2,488,024	126.1
1986	8,219,609	412.1	2,488,177	127.1
1987	8,745,421	432.9	2,489,068	123.2
1988	9,207,490	450.0	2,555,511	124.8
1989	9,585,383	462.6	2,536,353	122.4
1990	9,896,338	470.7	2,511,969	119.5

DATA AVAILABILITY ANNOUNCEMENT

Asphalt Roofing

August 1991

Shipments of asphalt shingles totalled 4 240 258 metric bundles in August 1991, a decrease of 5.1% from the 4 468 507 shipped a year earlier.

January to August 1991 shipments were 26 976 527 bundles, down 1.9% from 27 509 870 bundles shipped during the same period in 1990.

Available on CANSIM: matrices 32 and 122 (series 27 to 28).

The August 1991 issue of Asphalt Roofing (45-001, \$5/\$50) will be available at a later date. See "How to Order Publications".

For more detailed information on this release, contact Sandra Bohatyretz (613-951-3531), Industry Division. ■

**The
Daily**

Statistics Canada's Official Release Bulletin for Statistical Information

Catalogue 11-001E. Price: Canada: \$120.00 annually; United States: US\$144.00 annually; Other Countries: US\$168.00 annually

Published by the Communications Division
Statistics Canada, 10-L, R.H. Coats Bldg., Ottawa K1A 0T6.

Senior Editor: Greg Thomson (613-951-1116)
Editor: Bruce Simpson (613-951-1103)

Published by authority of the Minister responsible for Statistics Canada. © Minister of Industry, Science and Technology, 1991. All rights reserved. No part of this publication may be reproduced, stored in a retrieval system or transmitted in any form or by any means, electronic, mechanical, photocopying, recording or otherwise without prior written permission from Chief, Author Services, Publications Division, Statistics Canada, Ottawa, Ontario, Canada K1A 0T6.

PUBLICATIONS RELEASED

Canned and Frozen Fruits and Vegetables - Monthly, July 1991.

Catalogue number 32-011

(Canada: \$5.00/\$50.00; United States: US\$6.00/US\$60.00; Other Countries: US\$7.00/US\$70.00).

The Sugar Situation, August 1991.

Catalogue number 32-013

(Canada: \$5.00/\$50.00; United States: US\$6.00/US\$60.00; Other Countries: US\$7.00/US\$70.00).

Production, Shipments and Stocks on Hand of Sawmills in British Columbia, July 1991.

Catalogue number 35-003

(Canada: \$7.10/\$71.00; United States: US\$8.50/US\$85.00; Other Countries: US\$9.90/US\$99.00).

Telephone Statistics, July 1991.

Catalogue number 56-002

(Canada: \$8.30/\$83.00; United States: US\$10.00/US\$100.00; Other Countries: US\$11.60/US\$116.00).

Canada's International Transactions in Securities, July 1991.

Catalogue number 67-002

(Canada: \$15.80/\$158.00; United States: US\$19.00/US\$190.00; Other Countries: US\$22.10/US\$221.00).

The paper used in this publication meets the minimum requirements of American National Standard for Information Sciences - Permanence of Paper for Printed Library Materials, ANSI Z39.48 - 1984.



How to Order Publications

Statistics Canada publications may be purchased by mail order from Publication Sales, Room 1710, Main Building, Statistics Canada, Ottawa K1A 0T6 or phone 613-951-7277.

Please enclose cheque or money order payable to the Receiver General for Canada/Publications and provide full information on publications required (catalogue number, title, issue).

Publications may also be ordered through Statistics Canada's offices in St. John's, Halifax, Montreal, Ottawa, Toronto, Winnipeg, Regina, Edmonton, Calgary and Vancouver, or from authorized bookstore agents or other booksellers.

A national toll-free telephone order service is in operation at Statistics Canada. The toll-free line (1-800-267-6677) can be used by Canadian customers for the ordering of Statistics Canada products and services.



The Daily

Statistics Canada

Index to Data Releases September 1991

Subject	Reference Period	Release Date
Abrasives Industry	1989 Survey of Manufactures	September 23, 1991
Adult Education and Training Survey Microdata Tape	1990	September 3, 1991
Air Carrier Operations in Canada	October-December 1990	September 6, 1991
Aviation Statistics Centre Service Bulletin	June 1991	September 9, 1991
Battery Industry	1989 Survey of Manufactures	September 24, 1991
Blow-moulded Plastic Bottles	Second Quarter 1991	September 10, 1991
Building Permits	July 1991	September 30, 1991
Canada's Balance of International Payments: Historical Statistics	1926 to 1990	September 6, 1991
Canada's International Transactions in Securities	July 1991	September 25, 1991
Canadian Civil Aviation Statistics	June 1991	September 6, 1991
	July 1991	September 25, 1991
Canadian Crime Statistics	1990	September 26, 1991
Canadian Economic Observer	September 1991	September 18, 1991
Canadian Social Trends	Autumn 1991	September 10, 1991
Canadian Telecommunications Plant Price Index	1990	September 16, 1991
Cane and Beet Sugar Industry	1989 Survey of Manufactures	September 6, 1991
CANSIM Main Base Series Directory: September Update	1991	September 25, 1991
Canvas and Related Products Industry	1989 Survey of Manufactures	September 27, 1991
Capacity Utilization, Canadian Manufacturing Industries	Second Quarter 1991	September 12, 1991
Carpet, Mat and Rug Industry	1989 Survey of Manufactures	September 6, 1991
Cement	July 1991	September 4, 1991



Statistics
Canada

Statistique
Canada

Canada

Index to Data Releases, September 1991

Subject	Reference Period	Release Date
Cheese, Process and Instant Skim Milk Powder	July 1991	September 3, 1991
Coal and Coke Statistics	June 1991	September 6, 1991
Consolidated Federal/Provincial/Territorial and Local Government Finance (Correction)	1990/91	September 6, 1991
Construction Type Plywood	July 1991	September 26, 1991
Consulting Engineering Industry and Software Development and Computer Services	1989	September 20, 1991
Consumer Price Index	August 1991	September 13, 1991
Consumption of Containers and Other Packaging Supplies by Manufacturing Industries	1988	September 10, 1991
Corporation Taxation Statistics	1988 Preliminary Data	September 13, 1991
Corrugated Boxes and Wrappers	August 1991	September 24, 1991
Dairy Review	July 1991	September 20, 1991
Department Store Sales and Stocks	July 1991	September 23, 1991
Department Store Sales by Province and Metropolitan Area	July 1991	September 10, 1991
Education, Advance Statistics	1991-92	September 3, 1991
Education in Canada	1989-1990	September 11, 1991
Eggs, Production	July 1991	September 16, 1991
Electric Lamps	August 1991	September 20, 1991
Electric Power Selling Price Indexes	May-August 1991	September 26, 1991
Electric Power Statistics	July 1991	September 27, 1991
	June 1991	September 3, 1991
Electric Storage Batteries	July 1991	September 6, 1991
Electrical Appliances, Specified Domestic	July 1991	September 5, 1991
Electronic Computing and Peripheral Equipment Industry	1989 Survey of Manufactures	September 24, 1991
Employment, Earnings and Hours	July 1991	September 27, 1991
Export and Import Price Indexes	July 1991	September 19, 1991
Exports by Commodity (H.S. Based)	July 1991	September 26, 1991
Family Income Inequality in the 1980s		September 17, 1991
Farm Product Price Index	July 1991	September 11, 1991
Federal Expenditures in Support of Education and Training (Revision)	1982-83 to 1990-91	September 24, 1991
Field Crop Reporting Series, No. 6: August Estimates of Production of Principal Field Crops	1991	September 6, 1991
Financial Statistics for Enterprises, Quarterly	Second Quarter 1991	September 6, 1991
Foamed and Expanded Plastic Products Industry	1989 Survey of Manufactures	September 13, 1991
Focus on Culture	Autumn 1991	September 17, 1991

Index to Data Releases, September 1991

Subject	Reference Period	Release Date
Footwear Statistics	July 1991	September 10, 1991
Foundation Garment Industry	1989 Survey of Manufactures	September 23, 1991
Glove Industry	1989 Survey of Manufactures	September 23, 1991
Grain and Oilseed Consumption by Livestock and Poultry	1990	September 10, 1991
Gypsum Products	July 1991	September 6, 1991
Hardwood Veneer and Plywood Industry	1989 Survey of Manufactures	September 6, 1991
Help-wanted Index	August 1991	September 4, 1991
Hygiene Products of Textile Materials Industry	1989 Survey of Manufactures	September 27, 1991
Impaired Driving Statistics, Trends	1990	September 17, 1991
Imports by Commodity (H.S. Based)	July 1991	September 25, 1991
Industrial Chemicals and Synthetic Resins	July 1991	September 6, 1991
Industrial Inorganic Chemical Industries	1989 Survey of Manufactures	September 13, 1991
Industrial Product Price Index	August 1991	September 26, 1991
International Trade, Preliminary Statement	July 1991	September 19, 1991
Iron Foundries Industry	1989 Survey of Manufactures	September 23, 1991
Labour Force Survey	August 1991	September 6, 1991
Labour Income, Estimates	June 1991	September 9, 1991
Leading Indicator, Composite	June 1991	September 3, 1991
Livestock Report	July 1, 1991	September 4, 1991
Local Government Long-term Debt	August 1991	September 25, 1991
Major Appliances, Production and Sales	August 1991	September 30, 1991
Major Grains, Deliveries	July 1991	September 30, 1991
Man-made Fibre and Filament Yarn Industry	1989 Survey of Manufactures	September 27, 1991
Manufacturing, Monthly Survey	July 1991	September 16, 1991
Manufacturing Shipments of Selected Clothing Commodities	1990	September 10, 1991
Milling and Crushing Statistics	July 1991	September 20, 1991
Mineral Wool Including Fibrous Glass Insulation	August 1991	September 25, 1991
Mobile Home Industry	1989 Survey of Manufactures	September 13, 1991
Motor Vehicle Wiring Assemblies Industry	1989 Survey of Manufactures	September 27, 1991
Narrow Fabric Industry	1989 Survey of Manufactures	September 23, 1991
Natural Fibres Processing and Felt Products Industry	1989 Survey of Manufactures	September 27, 1991
Natural Gas, Sales	July 1991	September 20, 1991
New Housing Price Index	July 1991	September 9, 1991
New Motor Vehicle Sales	July 1991	September 9, 1991
Oil Pipeline Transport	June 1991	September 4, 1991

Index to Data Releases, September 1991

Subject	Reference Period	Release Date
Oils and Fats	July 1991	September 24, 1991
Other Office, Store and Business Machine Industries	1989 Survey of Manufactures	September 27, 1991
Other Publishing Industries	1989 Survey of Manufactures	September 6, 1991
Other Spun Yarn and Woven Cloth Industries	1989 Survey of Manufactures	September 6, 1991
Particleboard, Waferboard and Fibreboard	July 1991	September 12, 1991
Passenger Bus and Urban Transit Statistics	July 1991	September 16, 1991
Periodical Publishing	1989-1990	September 4, 1991
Perspectives on Labour and Income: Retirement Special	Autumn 1991	September 5, 1991
Plastic and Synthetic Resin Industry	1989 Survey of Manufactures	September 23, 1991
Plastic Film and Sheeting Industry	1989 Survey of Manufactures	September 27, 1991
Plastic Pipe and Pipe Fittings Industry	1989 Survey of Manufactures	September 23, 1991
Platemaking, Typesetting and Bindery Industry	1989 Survey of Manufactures	September 24, 1991
Postcensal Estimates of Population by Age and Sex: Canada, Provinces and Territories	June 1, 1991	September 23, 1991
Potato Chip, Pretzel and Popcorn Industry	1989 Survey of Manufactures	September 6, 1991
Potato Production/Seeded Area	1990 and 1991	September 13, 1991
Poultry Products, Stocks of Frozen	September 1, 1991	September 27, 1991
Processed Fruits and Vegetables	July 1991	September 25, 1991
Pulpwood and Wood Residue Statistics	July 1991	September 10, 1991
Quarterly Demographic Statistics	April-June 1991	September 24, 1991
Rail in Canada	1989	September 30, 1991
Railway Carloadings	July 1991	September 16, 1991
	Seven-day Period Ending August 21, 1991	September 3, 1991
	10-day Period Ending August 31, 1991	September 23, 1991
	Seven-day Period Ending September 7, 1991	September 26, 1991
	Seven-day Period Ending September 14, 1991	September 26, 1991
Railway Operating Statistics	June 1991	September 12, 1991
Raw Materials Price Index	August 1991	September 26, 1991
Real Gross Domestic Product at Factor Cost by Industry	July 1991	September 30, 1991
Record Player, Radio and Television Receiver Industry	1989 Survey of Manufactures	September 24, 1991
Refined Petroleum Products, Sales	July 1991	September 4, 1991
Refractories Industry	1989 Survey of Manufactures	September 13, 1991
Retail Trade	July 1991	September 23, 1991
Rigid Insulating Board	July 1991	September 3, 1991
	August 1991	September 30, 1991


Index to Data Releases, September 1991

Subject	Reference Period	Release Date
Rolled Steel, Shipments	July 1991	September 18, 1991
Sawmills East of the Rockies	July 1991	September 24, 1991
Sawmills in British Columbia	July 1991	September 26, 1991
Short-term Expectations Survey		September 4, 1991
Soft Drinks	August 1991	September 20, 1991
Statscan CANSIM Disc: Update	1991	September 18, 1991
Steel Pipe and Tubing	July 1991	September 16, 1991
Steel Primary Forms	July 1991	September 12, 1991
	Week Ending August 24, 1991	September 3, 1991
	Week Ending August 31, 1991	September 6, 1991
	Week Ending September 7, 1991	September 27, 1991
	Week Ending September 14, 1991	September 27, 1991
	Week Ending September 21, 1991	September 27, 1991
Steel Wire and Specified Wire Products	July 1991	September 18, 1991
Sugar and Chocolate Confectionery Industry	1989 Survey of Manufactures	September 6, 1991
Sugar Sales	August 1991	September 10, 1991
Telephone Statistics	July 1991	September 24, 1991
Tire and Tube Industry	1989 Survey of Manufactures	September 6, 1991
Tobacco Products	August 1991	September 20, 1991
Travel Between Canada and Other Countries	July 1991	September 13, 1991
Wholesale Trade	July 1991	September 24, 1991
Wool Yarn and Woven Cloth Industry	1989 Survey of Manufactures	September 13, 1991
Youth Court Statistics	1990-91	September 20, 1991



1010074405

Questions About Canada?



FIND YOUR ANSWERS IN THE CANADA YEAR BOOK 1990

Trusted by business people, librarians, educators and journalists for more than 120 years, the **Canada Year Book** is THE reference source to consult on Canada.

The **Canada Year Book 1990** covers a wide range of topics... from education to communications, public finance to international trade, and more.

Over 850 pages of text accompanied by 500 tables, 75 charts

and computer generated maps, depict key social and economic developments in Canada.

Your one stop encyclopedia for all the latest facts and figures about Canada and Canadians, the **Canada Year Book 1990** is your ready reference source.

The **Canada Year Book 1990** (Cat. no. 11-402E) is priced at \$49.95 plus \$5.05 postage and handling in Canada and US \$49.95 plus US \$20.05 postage

and handling outside Canada.

To order, write Publication Sales, Statistics Canada, Ottawa, Ontario, K1A 0T6 or contact the nearest Statistics Canada Regional Reference Centre listed in this publication.

For faster service, fax your order to 1-613-951-1584. Or call toll free 1-800-267-6677 and use your VISA or MasterCard.