



# The Daily

Statistics Canada

Monday, October 7, 1991

For release at 8:30 a.m.

---

## MAJOR RELEASE

- 
- **Short-term Expectations Survey** 2  
A new series of forecasts from a small group of economists is released today.
- 

## DATA AVAILABILITY ANNOUNCEMENTS

---

Coal and Coke Statistics, July 1991 4  
Stocks of Frozen Meat Products, September 1, 1991 4

---

**PUBLICATION RELEASED** 5

---

NOT FOR LOAN  
NE S'EMPRUNTE PAS

STATISTICS CANADA STATISTIQUE CANADA

OCT 7 1991

LIBRARY  
BIBLIOTHÈQUE



Statistics  
Canada

Statistique  
Canada

Canada

---

## MAJOR RELEASE

---

### Short-term Expectations Survey

Forecasts of the year-over-year change in the Consumer Price Index and the unemployment rate for September 1991, of merchandise exports and imports for August 1991, and of the July to August 1991 change in the Gross Domestic Product are released in this issue.

The mean forecast of the year-to-year increase in the Consumer Price Index for September was 5.7%, with minimum and maximum values of 5.5% and 6.2%, respectively. Last month, the mean forecast was equal to the actual change (5.8%).

The mean forecast of the unemployment rate for September was 10.5% (minimum 10.0%, maximum 10.7%). Last month, a mean forecast of 10.4% underestimated the actual figure by 0.2%.

The survey showed \$11,879 million as the mean forecast of merchandise exports in August 1991, with a minimum and maximum of \$11,500 million and \$12,500 million. The forecast of imports for the same period was \$11,155 million with minimum and maximum values of \$10,500 million and \$12,000 million, respectively.

#### Note to Users

*Since April 1990, Statistics Canada has been canvassing a small group of economic analysts and requesting from them a one-month-ahead forecast of key economic indicators. The experience to date suggests that the results of this survey are found useful by the public at large. This month, participants were asked for their monthly forecasts of the year-to-year change in the Consumer Price Index, the unemployment rate, the nominal merchandise exports and imports (replacing the Trade Balance) and the monthly change in the Gross Domestic Product.*

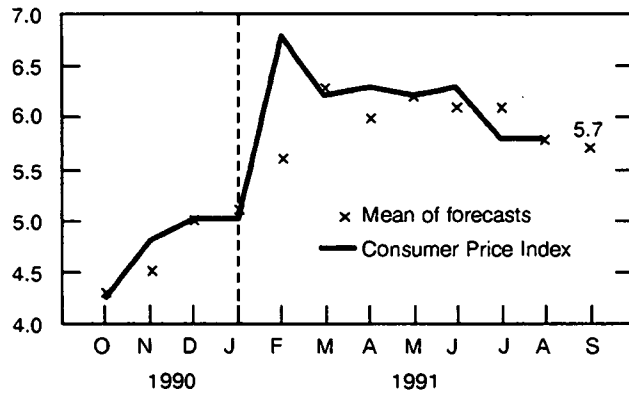
Gross Domestic Product, introduced to participants for the first time, was forecast to have changed by 0.2% between July and August 1991 with minimum and maximum rates of no change and 0.6%.

For a complete set of tables or more information concerning this survey, contact Diane Lachapelle (613-951-0568). ☐

## FORECASTS VS. ACTUAL

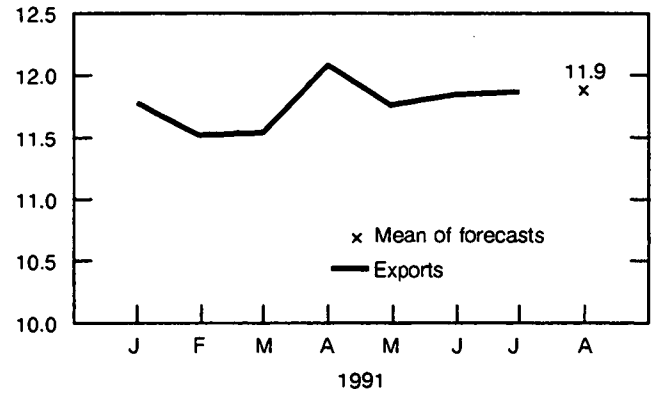
### Consumer Price Index

Year-to-year  
percentage change



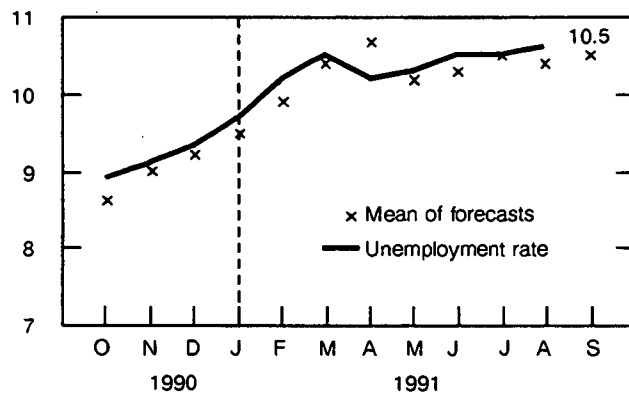
### Canadian International Trade Exports

\$ billions



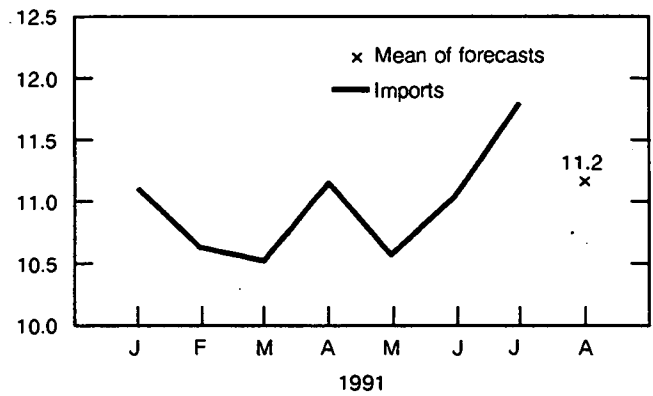
### Unemployment Rate

Year-to-year  
percentage change



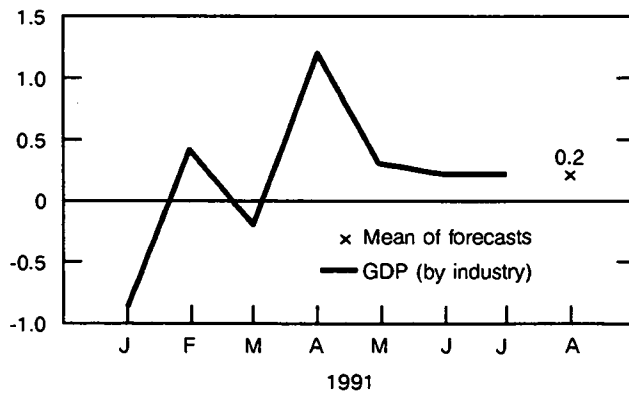
### Canadian International Trade Imports

\$ billions



### Gross Domestic Product (by Industry)

%, monthly rate of change



---

## DATA AVAILABILITY ANNOUNCEMENTS

---

### Coal and Coke Statistics

July 1991

#### Highlights

- Canadian production of coal totalled 5 180 kilotonnes in July 1991, down 3.0% from the corresponding month last year. The year-to-date production figure stands at 40 777 kilotonnes, up 2.3%.
- Exports in July fell 28.1% from July 1990 to 2 250 kilotonnes while imports decreased 20.4% to 1 036 kilotonnes. Cumulative figures for the year show exports of 19 499 kilotonnes, 3.5% above last year's level.
- Coke production decreased to 312 kilotonnes, a difference of 15.6% from July 1990.

**Available on CANSIM: matrix 9.**

The July 1991 issue of Coal and Coke Statistics (45-002, \$10/\$100) will be available the second week of October. See "How to Order Publications".

For more detailed information on this release, contact Dave Madsen (613-951-9823), Energy Section, Industry Division. ■

### Stocks of Frozen Meat Products

September 1, 1991

Total frozen meat in cold storage as of September 1 amounted to 25 929 tonnes as compared with 25 301 tonnes last month and 28 358 tonnes a year ago.

**Available on CANSIM: matrices 87 and 9517-9525.**

To order *Stocks of Frozen Meat Products* (\$11.50/\$115), a statistical bulletin, contact Guy Gervais (613-951-2453).

For more information on this release, contact David Burroughs (613-951-2510), Agriculture Division. ■

---

## PUBLICATION RELEASED

---

**Capacity Utilization Rates in Canadian Manufacturing Industries**, Second Quarter 1991.  
**Catalogue number 31-003**  
(Canada: \$11/\$44; United States: US\$13.25/US\$53;  
Other Countries: US\$15.50/US\$62)

---

The paper used in this publication meets the minimum requirements of American National Standard for Information Sciences – Permanence of Paper for Printed Library Materials, ANSI Z39.48 – 1984.



### How to Order Publications

*Statistics Canada publications may be purchased by mail order from Publication Sales, Room 1710, Main Building, Statistics Canada, Ottawa K1A 0T6 or phone 613-951-7277.*

*Please enclose cheque or money order payable to the Receiver General for Canada/Publications and provide full information on publications required (catalogue number, title, issue).*

*Publications may also be ordered through Statistics Canada's offices in St. John's, Halifax, Montreal, Ottawa, Toronto, Winnipeg, Regina, Edmonton, Calgary and Vancouver, or from authorized bookstore agents or other booksellers.*

*A national toll-free telephone order service is in operation at Statistics Canada. The toll-free line (1-800-267-6677) can be used by Canadian customers for the ordering of Statistics Canada products and services.*

**The  
Daily**

### Statistics Canada's Official Release Bulletin for Statistical Information

Catalogue 11-001E. Price: Canada: \$120.00 annually; United States: US\$144.00 annually; Other Countries: US\$168.00 annually

Published by the Communications Division  
Statistics Canada, 10-L, R.H. Coats Bldg., Ottawa K1A 0T6.


Senior Editor: Greg Thomson (613-951-1116)  
Editor: Bruce Simpson (613-951-1103)

Published by authority of the Minister responsible for Statistics Canada. © Minister of Industry, Science and Technology, 1991. All rights reserved. No part of this publication may be reproduced, stored in a retrieval system or transmitted in any form or by any means, electronic, mechanical, photocopying, recording or otherwise without prior written permission from Chief, Author Services, Publications Division, Statistics Canada, Ottawa, Ontario, Canada K1A 0T6.



1010074305

# ... other monthly report on the Canadian Economy has this much to offer



## Canadian Economic Observer

The most extensive and timely information source for people who want objective facts and analysis on the Canadian Economy... every month.

## Current economic conditions

Brief, "to the point" a current update summary of the economy's performance including trend analyses on employment, output, demand and the leading indicator.

## Feature articles

In-depth research on current business and economic issues: business cycles, employment trends, personal savings, business investment plans and corporate concentration.

## Statistical summary

Statistical tables, charts and graphs cover national accounts, output, demand, trade, labour and financial markets.

## Regional analysis

Provincial breakdowns of key economic indicators.

## International overview

Digest of economic performance of Canada's most important trading partners — Europe, Japan and the U.S.

## Economic and statistical events

Each month, CEO also publishes a chronology of current events that will affect the economy, and information notes about new products from Statistics Canada.

## Consult with an expert

The names and phone numbers of the most appropriate Statistics Canada contacts are provided with each data table in the statistical summary; not only can you read the data and the analysis, you can talk to the experts about it.

## The Canadian Economic Observer

(Catalogue no. 11-010) is \$220 annually in Canada, US\$260 in the United States and US\$310 in other countries.

To order, write Publication Sales, Statistics Canada, Ottawa, Ontario, K1A 0T6 or contact the nearest Statistics Canada Regional Reference Centre listed in this publication.

For faster service, fax your order to 1-613-951-1584. Or call toll free at 1-800-267-6677 and use your VISA or MasterCard.