



The Daily

Statistics Canada

Tuesday, October 8, 1991

NOT FOR LOAN
For release at 8:30 a.m.
NE S'EMPRUNTE PAS

STATISTICS CANADA STATISTIQUE CANADA

OCT 8 1991

LIBRARY
BIBLIOTHÈQUE

MAJOR RELEASE

- **Homicide in Canada, 1990**

In 1990, 656 homicides occurred in Canada, one less than in the previous year.

DATA AVAILABILITY ANNOUNCEMENTS

Sugar Sales, September 1991	4
Footwear Statistics, August 1991	4
Specified Domestic Electrical Appliances, August 1991	4
Electric Storage Batteries, August 1991	4
Industrial Chemicals and Synthetic Resins, August 1991	5
Cement, August 1991	5

PUBLICATION RELEASED 6



Statistics
Canada

Statistique
Canada

Canada

MAJOR RELEASE

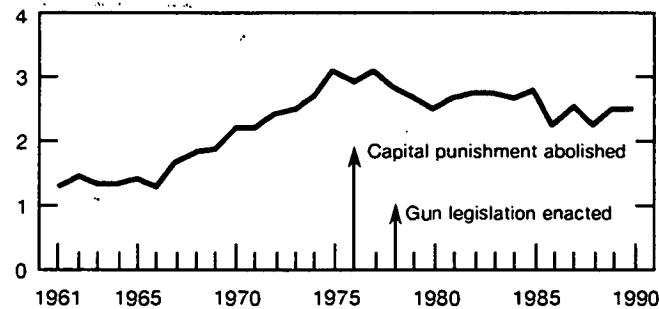
Homicide in Canada

1990

In 1990, 656 homicides occurred in Canada, one less than in the previous year. When this number is translated into the rate of homicides per 100,000 population (2.47), the resulting figure is very similar to both the rates for 1989 (2.51) and the previous 10-year average (2.55).

Rate of Total Homicides, Canada, 1961-1990

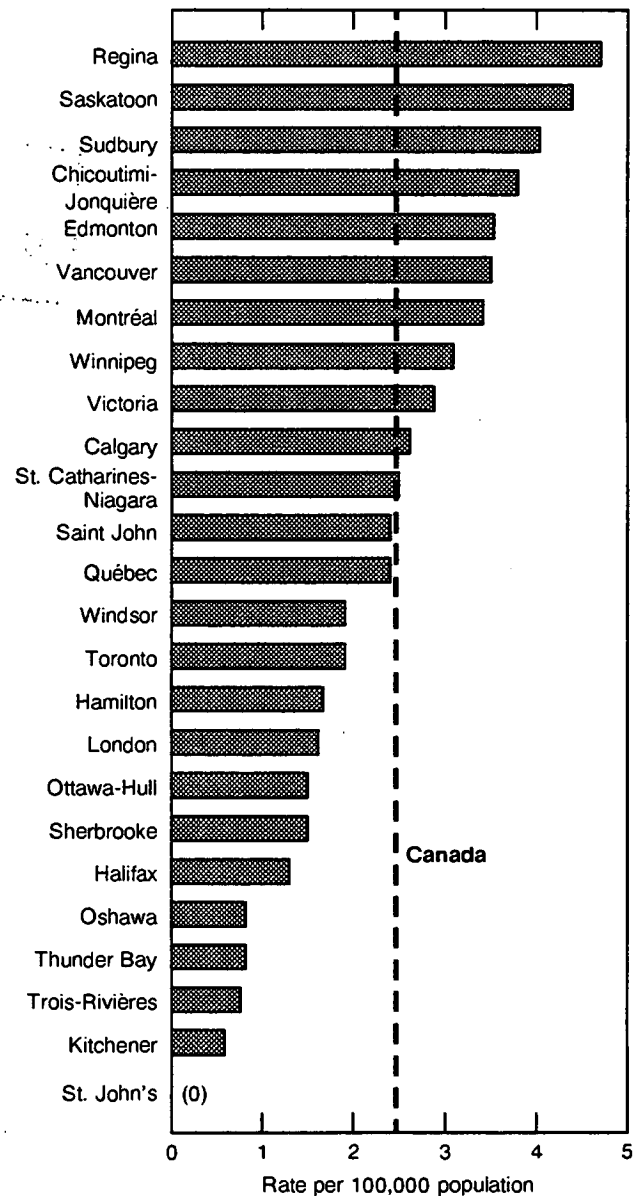
Rate per 100,000 population



Highlights

- For the first time since 1982, Saskatchewan reported the highest provincial homicide rate (3.60), followed closely by Manitoba and British Columbia (3.51). Newfoundland had no homicides.
- Among Canada's 25 major metropolitan areas, Regina had the highest homicide rate (4.72), followed by Saskatoon (4.39). For the second year in a row, St. John's was the only major metropolitan area not to report a homicide.
- A preliminary estimate of the homicide rate in the United States in 1990 (9.51), revealed a rate almost four times that of the Canadian rate (2.47).

Homicide Rates¹, Census Metropolitan Areas, Canada, 1990

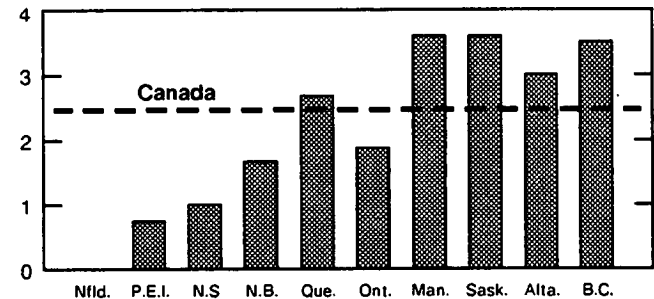


¹ Rates are calculated on the basis of 100,000 population using population figures for Census Metropolitan Areas as provided by Statistics Canada, Population Estimates Division.

- Stabbings accounted for one-third of all homicides in 1990, shootings 30% and beatings 21%. Stabbings were up 27% from 1989 and 19% from the previous 10-year average. On the other hand, shootings were down 10% from 1989 and 5% from the previous 10-year average.
- While the overall use of firearms to commit homicide appears to be declining, handgun use showed an increase for the second year in a row; from 45 homicides caused by handguns in 1988 to 68 in 1990.
- Of those offences for which an accused was identified in 1990, 37% were committed by a family or common-law relation.
- As in previous years, approximately one-half of all homicide victims were killed in their own residence.
- Males accounted for 86% of all those accused of committing a homicide in 1990 and 64% of all victims.
- As in most years, in 1990 the 18-29 age group accounted for the highest percentage of homicide victims (29%) and accused (45%). Persons under 18 years of age accounted for 9% of all accused.

Rates for Homicide Offences, Canada and the Provinces, 1990

Rate per 100,000 population



- Two police officers were murdered while on duty in 1990; no officers had been killed in this way in either of the previous two years.

Available on CANSIM: tables 00160401-00160405.

The Vol.11, No. 14 issue of the *Juristat Service Bulletin: Homicide in Canada, 1990* (85-002, \$3.90/\$78) is now available. See "How to Order Publications".

For further information on this release, contact the Canadian Centre for Justice Statistics (613-951-9023). ■

DATA AVAILABILITY ANNOUNCEMENTS

Sugar Sales

September 1991

Canadian sugar refiners reported total sales of 79 098 tonnes for all types of sugar in September 1991, comprising 74 417 tonnes in domestic sales and 4681 tonnes in export sales. The 1991 year-to-date sales reported for all types of sugar totalled 708 299 tonnes: 652 105 tonnes in domestic sales and 56 194 tonnes in export sales.

This compares to total sales of 80 604 tonnes in September 1990, of which 74 943 tonnes were domestic sales and 5 661 tonnes were export sales. The 1990 year-to-date sales reported for all types of sugar totalled 709 644 tonnes: 661 740 tonnes in domestic sales and 47 904 tonnes in export sales.

The September 1991 issue of *The Sugar Situation* (32-013, \$5/\$50) will be available at a later date. See "How to Order Publications".

For more detailed information on this release, contact Peter Zylstra (613-951-3511), Industry Division. ■

Footwear Statistics

August 1991

Canadian manufacturers produced 2,076,545 pairs of footwear in August 1991, a decrease of 28.1% from the 2,888,198^r (revised) pairs produced a year earlier.

Year-to-date production for January to August 1991 totalled 16,399,241 pairs of footwear, down 24.1% from 21,600,328^r pairs produced during the same period in 1990.

Available on CANSIM: matrix 8.

The August 1991 *Footwear Statistics* (33-002, \$5/\$50) will be available at a later date. See "How to Order Publications".

For more detailed information on this release, contact Don Grant (613-951-5998), Industry Division. ■

Specified Domestic Electrical Appliances

August 1991

Canadian electrical appliances manufacturers produced 72,876 kitchen appliances in August 1991, up 15.4% from the 63,126 appliances produced a year earlier.

Production of home comfort products totalled 27,455 in August 1991, a decrease of 2.8% from the previous year.

Year-to-date production of kitchen appliances amounted to 526,376 (revised). Corresponding data for the same period in 1990 amounted to 572,632 units.

The August 1991 issue of *Specified Domestic Electrical Appliances* (43-003, \$5/\$50) will be available at a later date. See "How to Order Publications".

For more detailed information on this release, contact J.-P. Beauparlant (613-951-3526), Industry Division. ■

Electric Storage Batteries

August 1991

Canadian manufacturers of electric storage batteries sold 253,916 automotive and heavy duty commercial replacement batteries in August 1991, a decrease of 25.1% from 338,884 batteries sold the same month a year earlier.

Cumulative sales amounted to 1,246,132 automotive and heavy duty commercial replacement batteries from January to August 1991, down 15.5% from the 1,474,685 units sold the previous year.

Information on sales of other types of storage batteries is also available.

The August 1991 issue of *Factory Sales of Electric Storage Batteries* (43-005, \$5/\$50) will be available at a later date. See "How to Order Publications".

For more detailed information on this release, contact J.-P. Beauparlant (613-951-3526), Industry Division. ■

Industrial Chemicals and Synthetic Resins

August 1991

Canadian chemical firms produced 134 907 tonnes of polyethylene synthetic resins in August 1991, an increase of 28.2% from the 105 270 (revised) tonnes produced in August 1990.

January to August 1991 production totalled 1 005 552 tonnes, down 0.7% from the 1 013 075 tonnes produced during the same period in 1990.

Data are also available on Canadian production of three other types of synthetic resins and 24 industrial chemicals for August 1991, August 1990, and corresponding cumulative figures.

Available on CANSIM: matrix 951.

The August 1991 issue of *Industrial Chemicals and Synthetic Resins* (46-002, \$5.60/\$56) will be available at a later date. See "How to Order Publications".

For more detailed information on this release, contact Raj Sehdev (613-951-3513), Industry Division. ■

Cement

August 1991

Canadian manufacturers shipped 1 066 964 tonnes of cement in August 1991, a decrease of 11.1% from the 1 200 330^r (revised) tonnes shipped a year earlier but an increase of 4.2% from the 1 024 168 tonnes shipped in July 1991.

January to August 1991 shipments totalled 6 166 588 tonnes, down 15.9% from the 7 332 607^r (revised) tonnes shipped during the same period in 1990.

Available on CANSIM: matrices 92 and 122 (series 35) .

The August 1991 issue of *Cement* (44-001, \$5/\$50) will be available at a later date.

For more detailed information on this release, contact Roland Joubert (613-951-3527), Industry Division. ■



1010074396

The Daily, October 8, 1991

PUBLICATION RELEASED

Juristat Service Bulletin: Homicide in Canada,
1990, Vol.11, No. 14.

Catalogue number (85-002)

(Canada: \$3.90/\$78; United States: US\$4.70/US\$94;

Other Countries: US\$5.45/US\$109)

The paper used in this publication meets the minimum requirements of American National Standard for Information Sciences - Permanence of Paper for Printed Library Materials, ANSI Z39.48 - 1984.



How to Order Publications

Statistics Canada publications may be purchased by mail order from Publication Sales, Room 1710, Main Building, Statistics Canada, Ottawa K1A 0T6 or phone 613-951-7277.

Please enclose cheque or money order payable to the Receiver General for Canada/Publications and provide full information on publications required (catalogue number, title, issue).

Publications may also be ordered through Statistics Canada's offices in St. John's, Halifax, Montreal, Ottawa, Toronto, Winnipeg, Regina, Edmonton, Calgary and Vancouver, or from authorized bookstore agents or other booksellers.

A national toll-free telephone order service is in operation at Statistics Canada. The toll-free line (1-800-267-6677) can be used by Canadian customers for the ordering of Statistics Canada products and services.

**The
Daily**

Statistics Canada's Official Release Bulletin for Statistical Information

Catalogue 11-001E. Price: Canada: \$120.00 annually; United States: US\$144.00 annually; Other Countries: US\$168.00 annually

Published by the Communications Division
Statistics Canada, 10-L, R.H. Coats Bldg., Ottawa K1A 0T6.

Senior Editor: Greg Thomson (613-951-1116)
Editor: Bruce Simpson (613-951-1103)

Published by authority of the Minister responsible for Statistics Canada. © Minister of Industry, Science and Technology, 1991. All rights reserved. No part of this publication may be reproduced, stored in a retrieval system or transmitted in any form or by any means, electronic, mechanical, photocopying, recording or otherwise without prior written permission from Chief, Author Services, Publications Division, Statistics Canada, Ottawa, Ontario, Canada K1A 0T6.