

The Daily

Statistics Canada

Tuesday, December 3, 1991

NOT FOR LOAN

(For release at 8:30 a.m.)

DEC 3 1991

MAJOR RELEASES

NE S'EMPRUNTE PAS

LIBRARY
BIBLIOTHÈQUE

- **Short-term Expectations Survey** 2
A new series of forecasts from a small group of economists is released today.
- **Charitable Donations Data for Postal Areas, 1990** 3
Canadians contributed a total of \$2.9 billion in charitable donations in 1990, or \$70.4 million more than in the previous year, an increase of 2.5%.

DATA AVAILABILITY ANNOUNCEMENTS

- Process Cheese and Instant Skim Milk Powder, October 1991 4
- Specified Domestic Electrical Appliances, October 1991
- Asphalt Roofing, October 1991 4
- Production and Value of Maple Products, 1990-91 4

PUBLICATIONS RELEASED 5

REGIONAL REFERENCE CENTRES 6

Charitable Donations Data for Postal Areas

1990

The 1990 Charitable Donations Data Bank provides demographic and socio-economic information relating to tax filers who made charitable donations during 1990. The data include the number of tax filers, the number of donors, age groups, and total and median donations as well as the median age of donors.

Selected highlights derived from these data are provided on page 3 of today's *Daily*.

For further information, please contact your nearest Regional Office or call the Small Area and Administrative Data Division (613-951-9720).



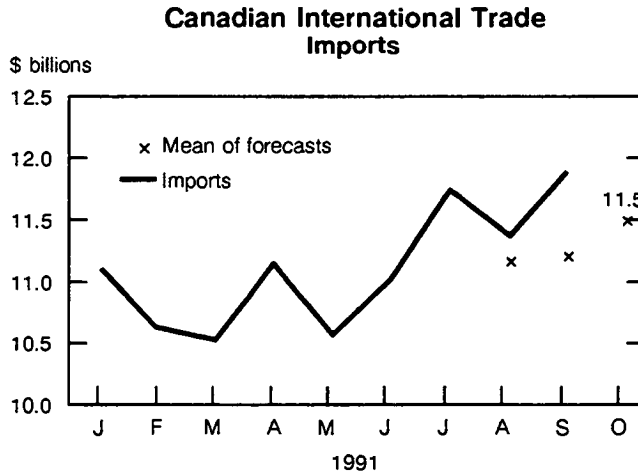
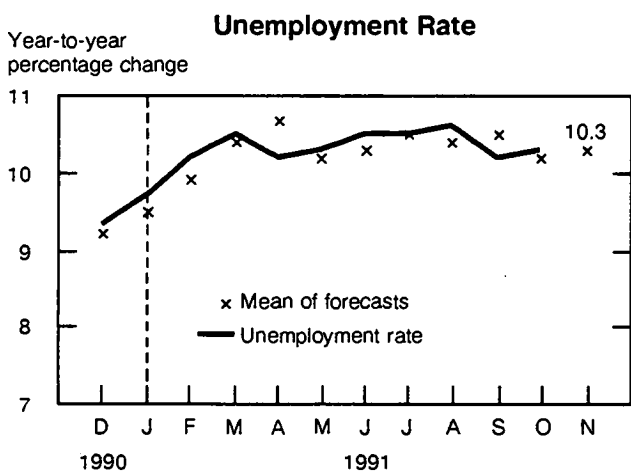
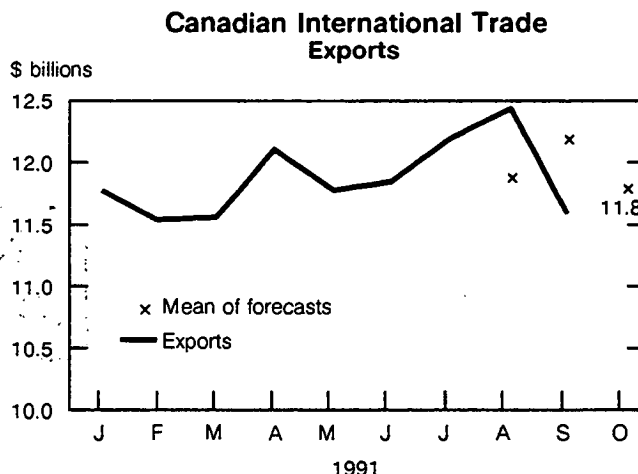
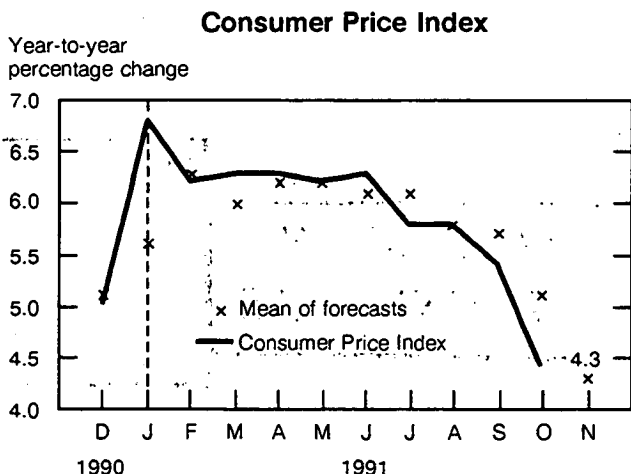
Statistics
Canada

Statistique
Canada

Canada

MAJOR RELEASES

FORECASTS VS. ACTUAL



Short-term Expectations Survey

The mean forecast of the year-to-year increase in the Consumer Price Index for November was 4.3%, with minimum and maximum values of 3.8% and 5.0%, respectively. The mean forecast for October overestimated the outcome by 0.8%.

The mean forecast of the unemployment rate in November was 10.3% (minimum 10.1%, maximum 10.5%). Last month, the mean forecast matched the actual rate (10.3%).

Note to users:

Since April 1990, Statistics Canada has been canvassing a small group of economic analysts (an average of 24 participants) and requesting from them a one-month-ahead forecast of key economic indicators. The experience to date suggests that the results of this survey are found useful by the public at large. This month, participants were asked for their monthly forecasts of the year-to-year change in the Consumer Price Index, the unemployment rate, and merchandise exports and imports (replacing the trade balance). Forecasts for the September to October change in the Gross Domestic Product will be released in the next issue.

October merchandise exports were forecast to be \$11.8 billion, with a minimum and maximum of \$11.2 billion and \$12.3 billion, respectively. The forecast of imports for the same period was \$11.5 billion, with minimum and maximum values of \$11.0 billion and \$11.6 billion, respectively.

For a complete set of tables or more information concerning this survey, contact Diane Lachapelle (613-951-0568). ■

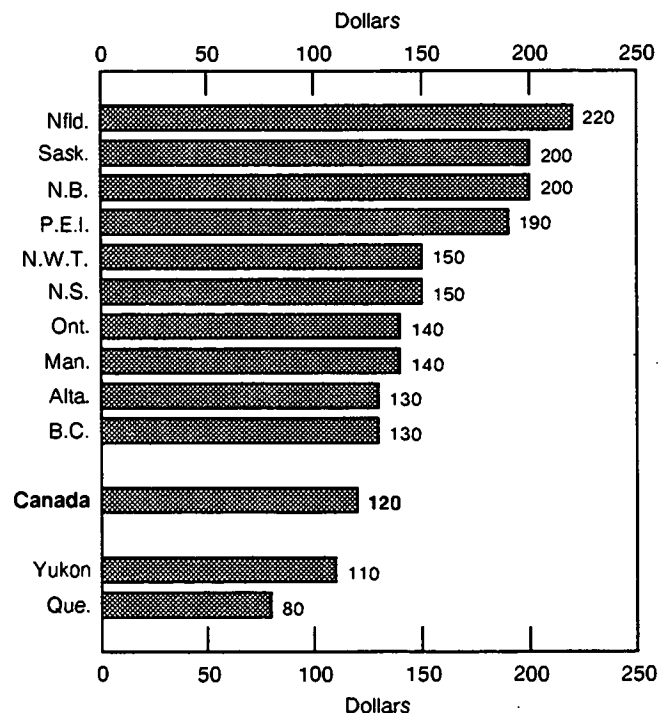
Charitable Donations Data for Postal Areas

1990

Highlights

- Canadians contributed a total of \$2.9 billion in charitable donations in 1990, or \$70.4 million more than in the previous year, an increase of 2.5%.

Median Amount of Charitable Donations Reported by Canadians, 1990



Note to users:

Donations included in these data are those allowed as deductions in the Canadian tax system (line 340). These include donations to:

- Canadian registered charities
- registered Canadian amateur athletic associations
- prescribed universities outside Canada
- certain tax-free housing organizations in Canada
- Canadian municipalities
- the United Nations (or agencies thereof)
- charities outside Canada to which the Government of Canada made a donation in 1989 or 1990.

The charitable donations data are available for close to 24,000 postal areas, ranging from areas the size of Canada and the provinces, to areas as small as the FSA (the first three characters of the postal code) or a postal walk, the route taken by letter carriers each day to deliver their mail.

- In Canada last year, 5.3 million people reported charitable donations, an increase of 140,155 or 2.7% over 1989.
- The median amount donated by Canadians in 1990 was \$120, virtually unchanged from 1989.
- The province of Newfoundland, with a median donation of \$220, ranked first among all Canadian provinces. The median donation of Newfoundlanders was 83% higher than the national median of \$120 and almost three times as much as the Quebec median donation of \$80.
- For the second consecutive year, Prince Edward Island and Manitoba led the country by having the largest proportion of tax filers (34%) reporting contributions to charities.
- An analysis by age indicates that the profile of donors is changing. In 1989, the average age of the Canadian donor was 42 years, while in 1990, the average age was 47. Among the provinces and territories, the average age ranged from 38 years in the Northwest Territories to 50 years in the province of Saskatchewan.

For further information on this release, contact the customer services of the Small Area and Administrative Data Division (613-951-9720). ■

DATA AVAILABILITY ANNOUNCEMENTS

Process Cheese and Instant Skim Milk Powder

October 1991

Production of process cheese in October 1991 totalled 5 911 525 kilograms, a decrease of 27.8% from the revised September 1991 number and a decrease of 20.7% from the revised October 1990 figure. The 1991 year-to-date production totalled 65 196 665 (revised) kilograms, compared to the corresponding 1990 amount of 70 920 639 (revised).

Total production of instant skim milk powder during the month was 284 724 kilograms, a decrease of 22.5% from September 1991 and a decrease of 32.8% from October 1990. Cumulative year-to-date production totalled 3 617 628 kilograms, compared to the 3 670 660 kilograms reported for the corresponding period in 1990.

Available on CANSIM: matrix 188 (series 1.10).

The October 1991 issue of *Production and Inventories of Process Cheese and Instant Skim Milk Powder* (32-024, \$5/\$50) will be available at a later date. See "How to Order Publications". For more detailed information on this release, contact Peter Zylstra (613-951-3511), Industry Division. ■

Specified Domestic Electrical Appliances

October 1991

Canadian electrical appliance manufacturers produced 104,332 kitchen appliances in October 1991, up 29.9% from the 80,288 appliances produced a year earlier.

Production of home comfort products totalled 30,894 in October 1991, a decrease of 34.6% from the revised total for the previous year.

Year-to-date production of kitchen appliances amounted to 718,358. Corresponding data for the same period in 1990 amounted to 736,283 units.

The October 1991 issue of *Specified Domestic Electrical Appliances* (43-003, \$5/\$50) will be available at a later date. See "How to Order Publications". For more detailed information on this release, contact J.P. Beauparlant (613-951-3526), Industry Division. ■

Asphalt Roofing

October 1991

Shipments of asphalt shingles totalled 3 509 104 metric bundles in October 1991, an increase of 22.0% from the 2 876 866 shipped a year earlier.

January to October 1991 shipments were 34 306 765 bundles, up 1.1% from 33 933 759 bundles shipped during the same period in 1990.

Available on CANSIM: matrices 32 and 122 (series 27 and 28).

The October 1991 issue of *Asphalt Roofing* (45-001, \$5/\$50) will be available at a later date. See "How to Order Publications". For more detailed information on this release, contact Sandra Bohatyretz (613-951-3531), Industry Division. ■

Production and Value of Maple Products

1990-91

Production and value for 1990 and preliminary production for 1991 maple products, normally available in late October, is being released at this time.

Available on CANSIM: matrix 1057.

To order *Production and Value of Honey and Maple Products* (\$10/year), a statistical bulletin, contact Guy Gervais (613-951-2453). For further information, contact Linda Brazeau (613-951-0574), Agriculture Division. ■

PUBLICATIONS RELEASED

Employment Earnings and Hours, August 1991.

Catalogue number 72-002

(Canada: \$38.50/\$385; United States:

US\$46.20/US\$462; Other Countries:

US\$53.90/US\$539).

The paper used in this publication meets the minimum requirements of American National Standard for Information Sciences – Permanence of Paper for Printed Library Materials, ANSI Z39.48 – 1984.



How to Order Publications

Statistics Canada publications may be purchased by mail order from Publication Sales, Room 1710, Main Building, Statistics Canada, Ottawa K1A 0T6 or phone 613-951-7277.

Please enclose cheque or money order payable to the Receiver General for Canada/Publications and provide full information on publications required (catalogue number, title, issue). Canadian customers, please remember to add 7% Goods and Services Tax.

Publications may also be ordered through Statistics Canada's offices in St. John's, Halifax, Montreal, Ottawa, Toronto, Winnipeg, Regina, Edmonton, Calgary and Vancouver, or from authorized bookstore agents or other booksellers.

A national toll-free telephone order service is in operation at Statistics Canada. The toll-free line (1-800-267-6677) can be used by Canadian customers for the ordering of Statistics Canada products and services.

**The
Daily**

Statistics Canada's Official Release Bulletin for Statistical Information

Catalogue 11-001E. Price: Canada: \$120.00 annually; United States: US\$144.00 annually; Other Countries: US\$168.00 annually

Published by the Communications Division
Statistics Canada, 10-L, R.H. Coats Bldg., Ottawa K1A 0T6.

Senior Editor: Greg Thomson (613-951-1116)
Editor: Bruce Simpson (613-951-1103)

Published by authority of the Minister responsible for Statistics Canada. © Minister of Industry, Science and Technology, 1991. All rights reserved. No part of this publication may be reproduced, stored in a retrieval system or transmitted in any form or by any means, electronic, mechanical, photocopying, recording or otherwise without prior written permission from Chief, Author Services, Publications Division, Statistics Canada, Ottawa, Ontario, Canada K1A 0T6.



1010077541

The Daily, December 3, 1991

REGIONAL REFERENCE CENTRES

Statistics Canada's regional reference centres provide a full range of the bureau's products and services. Each reference centre is equipped with a library and a sales counter where users can consult or purchase our publications, microcomputer diskettes, microfiche, maps and more.

Each centre has facilities to retrieve information from Statistics Canada's computerized data retrieval systems CANSIM and Telichart. A telephone inquiry service is also available with toll free numbers for regional clients outside local calling areas. Many other valuable services – from seminars to consultations – are offered. Call or write your regional reference centre for information.

Newfoundland and Labrador

Advisory Services
Statistics Canada
3rd floor
Viking Building
Crosbie Road
St. John's, Newfoundland
A1B 3P2
Local calls: 772-4073
Toll free service: 1-800-563-4255
Fax: 1-709-772-6433

Maritime Provinces

Advisory Services
Statistics Canada
North American Life Centre
1770 Market Street
Halifax, Nova Scotia
B3J 3M3
Local calls: 426-5331
Toll free service: 1-800-565-7192
Fax: 1-902-426-9538

Quebec

Advisory Services
Statistics Canada
200 René Lévesque Blvd. W.
Guy Favreau Complex
Suite 412, East Tower
Montreal, Quebec
H2Z 1X4
Local calls: 283-5725
Toll free service: 1-800-361-2831
Fax: 1-514-283-7969

National Capital Region

Advisory Services
Statistical Reference Centre (NCR)
Statistics Canada
Lobby
R.H. Coats Building
Holland Avenue
Ottawa, Ontario
K1A 0T6
Local calls: 951-8116
If outside the local calling area, please dial
the toll free number for your province.
Fax: 1-613-951-0581

Ontario

Advisory Services
Statistics Canada
10th Floor
Arthur Meighen Building
25 St. Clair Avenue East
Toronto, Ontario
M4T 1M4
Local calls: 973-6586
Toll free service: 1-800-263-1136
Fax: 1-416-973-7475

Manitoba

Advisory Services
Statistics Canada
MacDonald Building
Suite 300
344 Edmonton Street
Winnipeg, Manitoba
R3B 3L9
Local calls: 983-4020
Toll free service: 1-800-542-3404
Fax: 1-204-983-7543

Saskatchewan

Advisory Services
Statistics Canada
Avord Tower, 9th Floor
2002 Victoria Avenue
Regina, Saskatchewan
S4P 0R7
Local calls: 780-5405
Toll free service: 1-800-667-7164
Fax: 1-306-780-5403

Alberta and the Northwest Territories

Advisory Services
Statistics Canada
8th Floor
Park Square
10001 Bellamy Hill
Edmonton, Alberta
T5J 3B6
Local calls: 495-3027
Toll free service: 1-800-282-3907
Fax: 1-403-495-3026
N.W.T. – Call collect (403) 495-3028

Southern Alberta

Advisory Services
Statistics Canada
First Street Plaza
Room 401
138-4th Avenue South East
Calgary, Alberta
T2G 4Z6
Local calls: 292-6717
Toll free service: 1-800-472-9708
Fax: 1-403-292-4958

British Columbia, the Yukon and Northwest Territories

Advisory Services
Statistics Canada
3rd Floor
Federal Building, Sinclair Centre
757 West Hastings Street
Suite 440F
Vancouver, B.C. V6C 3C9
Local calls: 666-3691
Toll free service:
1-800-663-1551 (except Atlin, B.C.)
Fax: 1-604-666-4863
Yukon and Atlin, B.C. Zenith 08913
Northwest Territories – Call collect
403-495-3028