



The Daily

Statistics Canada

Tuesday, August 13, 1991

For release at 8:30 a.m.

MAJOR RELEASES


- **Apartment Construction Price Indexes, Second Quarter 1991** 2
Prices for apartment construction in Canada fell 0.1% in the second quarter of 1991, the fourth consecutive quarterly decline.
 - **Machinery and Equipment Price Indexes, Second Quarter 1991** 3
Prices for new machinery and equipment purchased by Canadian industry showed no change in the second quarter from the first quarter level.
-

DATA AVAILABILITY ANNOUNCEMENTS

The Dairy Review, June 1991	4
Plastic Film and Bags, Second Quarter 1991	4

PUBLICATIONS RELEASED	5
------------------------------	----------

NOT FOR LOAN
NE S'EMPRUNTE PAS



Statistics
Canada

Statistique
Canada

Canada

MAJOR RELEASES

Apartment Construction Price Indexes (1986 = 100)

Second Quarter 1991

The seven-city composite price index for new apartment construction in Canada fell marginally (-0.1%) in the second quarter of 1991 to a level of 116.2. The decline of 4.1% from the same period one year ago is the largest since the start of quarterly data collection in 1986.

On a quarterly basis, Ottawa recorded the largest price reduction (-0.6% to 124.1), followed by Montreal (-0.4% to 113.0), Vancouver (-0.2% to 117.1) and Halifax (-0.1% to 109.0). Edmonton had an increase of 0.4% to 116.6 while Calgary (0.1%, 118.7) and Toronto (0.1%, 120.4) were up marginally.

In a comparison with the same period one year ago, apartment construction prices in Calgary, Edmonton and Ottawa were virtually unchanged (0.0%, -0.1%, -0.1%) while those in Halifax (-3.0%), Vancouver (-3.2%), Montreal (-4.0%) and Toronto (-5.0%) all fell significantly.

Available on CANSIM: matrix 2046.

The second quarter 1991 issue of *Construction Price Statistics* (62-007, \$18/\$72) will be available in September. See "How to Order Publications".

For more details on this release, contact the Information and Current Analysis Unit (613-951-9607), Prices Division.

Apartment Construction Prices Indexes

Second Quarter 1991
(1986 = 100)

	Seven Cities and Composite Indexes							
	Halifax	Montreal	Ottawa	Toronto	Calgary	Edmonton	Vancouver	Composite
Quarterly Indexes								
1990								
Second Quarter	112.3	117.7	124.2	126.7	118.7	116.8	121.0	121.2
Third Quarter	111.6	116.5	125.1	124.5	119.2	116.5	120.0	119.7
Fourth Quarter	111.5	116.3	125.8	123.2	119.3	117.1	120.0	119.1
1991								
First Quarter	109.1	113.4	124.8	120.3	118.6	116.2	117.3	116.4
Second Quarter	109.0	113.0	124.1	120.4	118.7	116.6	117.1	116.2
Percentage Change								
Q.3 90/Q.2 90	-0.7	-1.0	0.7	-1.8	0.4	-0.2	-0.8	-1.2
Q.4 90/Q.3 90	-0.1	-0.2	0.6	-1.1	0.1	-0.5	-0.0	-0.5
Q.1 91/Q.4 90	-2.1	-2.5	-0.8	-2.3	-0.5	-0.8	-2.2	-2.3
Q.2 91/Q.1 91	-0.1	-0.4	-0.6	0.1	0.1	0.4	-0.2	-0.1
Q.2 91/Q.2 90	-3.0	-4.0	-0.1	-5.0	0.0	-0.1	-3.2	-4.1

Note: Effective January 1, 1991, the Goods and Services Tax is excluded but the Provincial Sales Tax is included (as before).

Machinery and Equipment Price Indexes (1986 = 100)

Second Quarter 1991

The Machinery and Equipment Price Index by industry of purchase (1986 = 100) was at a preliminary level of 100.3 in the second quarter of 1991, unchanged from its revised first quarter level. A slight increase in the domestic component in the second quarter (+0.2%) was offset by a decrease in the imported component.

The total index for the second quarter was down 3.4% from the same quarter last year, based on decreases in the domestic and imported components of 3.1% and 3.7%, respectively. The decline in the domestic component was actually greater than the drop posted for the first quarter; these are the only decreases recorded for the domestic series since its initial year of 1971.

Among the industry divisions, prices for the manufacturing division and the mining division both increased by 0.4%. There were decreases in four divisions, the largest of which were for public administration (-0.8%) and community, business and personal services (-0.7%). Between the second quarter of 1990 and the second quarter of 1991, the same two divisions showed the greatest price decreases, followed by the trade division.

Available on CANSIM: matrices 2023, 2024 and 2025.

The second quarter 1991 issue of *Construction Price Statistics* (62-007, \$18/\$72) will be available in September. See "How to Order Publications".

For further information on this release, contact the Information and Current Analysis Unit (613-951-9607), Prices Division.

Machinery and Equipment Price Indexes (1986 = 100)

	Relative Importance ¹	Indexes			Percentage Change	
		2nd Q. 1991	1st Q. 1991	2nd Q. 1990	2nd Q. 1991/ 1st Q. 1991	2nd Q. 1991/1990
Machinery and Equipment Price Index :	100.0	100.3	100.3	103.8	0.0	-3.4
SIC Divisions:						
1. Agriculture	11.0	111.7	111.7	112.0	0.0	-0.3
2. Forestry	1.5	109.9	109.9	110.1	0.0	-0.2
3. Fishing	0.6	101.8	102.3	105.6	-0.5	-3.6
4. Mines, Quarries and Oil Wells	6.0	98.1	97.7	99.4	0.4	-1.3
5. Manufacturing	29.9	102.0	101.6	104.4	0.4	-2.3
6. Construction	3.5	97.9	97.9	99.0	0.0	-1.1
7. Transportation, Communication, Storage and Utilities	25.9	99.5	99.4	102.5	0.1	-2.9
8. Trade	4.0	95.7	95.9	103.5	-0.2	-7.5
9. Finance, Insurance and Real Estate	1.8	95.5	95.9	100.2	-0.4	-4.7
10. Community, Business and Personal Services	11.1	90.6	91.2	101.3	-0.7	-10.6
11. Public Administration	4.7	89.0	89.7	100.4	-0.8	-11.4

* These indexes are preliminary.

¹ Division weights are based on the value of capitalized expenditures on new machinery and equipment for the years 1979-1983 at 1986 prices (Public and Private Investment in Canada, 1979-1983).

DATA AVAILABILITY ANNOUNCEMENTS

The Dairy Review

June 1991

Creamery butter production in Canada totalled 9 010 tonnes in June, a 6.4% decrease from a year earlier. Production of cheddar cheese amounted to 10 118 tonnes, a decrease of 2.9% from June 1990.

An estimated 655 199 kilolitres of milk were sold off Canadian farms for all purposes in May 1991, a decrease of 2.7% from May 1990. This brought the total estimate of milk sold off farms during the first five months of 1991 to 3 020 884 kilolitres, a decrease of 2.1% from the January-May 1990 period.

Available on CANSIM: matrices 3428, 5632-5638, 5650-5661, 5664-5667 and 5673.

The June 1991 issue of *The Dairy Review* (23-001, \$12.20/\$122) is scheduled for release on August 23. See "How to Order Publications".

For further information, contact David Burroughs (613-951-2511), Agriculture Division. ■

Plastic Film and Bags

Second Quarter 1991

Figures for the second quarter 1991 for plastic film and bags are now available.

The publication *Shipments of Plastic Film and Bags Manufactured from Resin* (47-007, \$6.75/ \$27) will be available at a later date.

For more detailed information contact T. Raj Sehdev (613-951-3513), Industry Division. ■

PUBLICATIONS RELEASED

Wholesale Trade, May 1991.

Catalogue number 63-008

(Canada: \$14.40/\$144.00; United States: US\$17.30/
US\$173.00; Other Countries: US\$20.20/US\$202.00).

Imports by Commodity, May 1991.

Catalogue number 65-007

(Canada: \$55.10/\$551.00; United States: US\$66.10/
US\$661.00; Other Countries: US\$77.10/US\$771.00).

**Science Statistics Service Bulletin: Industrial
Research and Development, 1982 to 1991, Vol. 15,
No. 5.**

Catalogue number 88-001

(Canada: \$7.10/\$71.00; United States: US\$8.50/
US\$85.00; Other Countries: US\$9.90/US\$99.00).

The paper used in this publication meets the minimum
requirements of American National Standard for
Information Sciences - Permanence of Paper for Printed
Library Materials, ANSI Z39.48 - 1984.



How to Order Publications

*Statistics Canada publications may be purchased by
mail order from Publication Sales, Room 1710, Main
Building, Statistics Canada, Ottawa K1A 0T6 or phone
613-951-7277.*

*Please enclose cheque or money order payable to the
Receiver General for Canada/Publications and provide
full information on publications required (catalogue
number, title, issue).*

*Publications may also be ordered through Statistics
Canada's offices in St. John's, Halifax, Montreal, Ottawa,
Toronto, Winnipeg, Regina, Edmonton, Calgary and
Vancouver, or from authorized bookstore agents or other
booksellers.*

*A national toll-free telephone order service is in
operation at Statistics Canada. The toll-free line
(1-800-267-6677) can be used by Canadian customers
for the ordering of Statistics Canada products and
services.*

**The
Daily**


Statistics Canada's Official Release Bulletin for Statistical Information

Catalogue 11-001E. Price: Canada: \$120.00 annually; United States: US\$144.00 annually;
Other Countries: US\$168.00 annually


Published by the Communications Division
Statistics Canada, 10-L, R.H. Coats Bldg., Ottawa K1A 0T6.

Senior Editor: Greg Thomson (613-951-1116)
Editor: Bruce Simpson (613-951-1103)

Published by authority of the Minister responsible for Statistics Canada. © Minister of
Industry, Science and Technology, 1991. All rights reserved. No part of this publication may
be reproduced, stored in a retrieval system or transmitted in any form or by any means,
electronic, mechanical, photocopying, recording or otherwise without prior written permission
from Chief, Author Services, Publications Division, Statistics Canada, Ottawa, Ontario,
Canada K1A 0T6.



Questions About Canada?



FIND YOUR ANSWERS IN THE CANADA YEAR BOOK 1990

Trusted by business people, librarians, educators and journalists for more than 120 years, the **Canada Year Book** is THE reference source to consult on Canada.

The **Canada Year Book 1990** covers a wide range of topics... from education to communications, public finance to international trade, and more.

Over 850 pages of text accompanied by 500 tables, 75 charts

and computer generated maps, depict key social and economic developments in Canada.

Your one stop encyclopedia for all the latest facts and figures about Canada and Canadians, the **Canada Year Book 1990** is your ready reference source.

The **Canada Year Book 1990** (Cat. no. 11-402E) is priced at \$49.95 plus \$5.05 postage and handling in Canada and US \$49.95 plus US \$20.05 postage

and handling outside Canada.

To order, write Publication Sales, Statistics Canada, Ottawa, Ontario, K1A 0T6 or contact the nearest Statistics Canada Regional Reference Centre listed in this publication.

For faster service, fax your order to 1-613-951-1584. Or call toll free 1-800-267-6677 and use your VISA or MasterCard.