



The Daily

Statistics Canada

Friday, January 17, 1992

NOT FOR LOAN
NE S'EMPRUNTE PAS

STATISTICS CANADA
STATISTIQUE CANADA

For release at 9:30 a.m.

JAN 17 1992

LIBRARY
BIBLIOTHÈQUE

MAJOR RELEASES

- **Preliminary Statement of Canadian International Trade, November 1991** 2
The merchandise trade balance rose from \$147 million in October to \$294 million in November 1991.
- **Travel Between Canada and Other Countries, November 1991** 3
Seasonally adjusted data indicate that Canadian residents made a record number of same-day automobile trips to the United States in November.

DATA AVAILABILITY ANNOUNCEMENTS

Export and Import Price Indexes, November 1991	5
Cancer in Canada, 1987-88	5
Oil Pipeline Transport, October 1991	5
Telephone Statistics, November 1991	5
Shipments of Rolled Steel, November 1991	6
Stocks of Frozen Poultry Products, January 1, 1992	6

PUBLICATIONS RELEASED 7

MAJOR RELEASE DATES: January 20-24 8



Statistics
Canada

Statistique
Canada

Canada

MAJOR RELEASES

Preliminary Statement of Canadian International Trade

November 1991

Canada's merchandise trade balance improved from \$147 million recorded in October to \$294 million in November 1991. However, not only was this substantially lower than the average monthly balance of \$689 million recorded for the first 10 months of 1991, but it resulted from imports falling even faster than exports.

Exports fell by \$178 million to \$11.6 billion in November, more than offsetting the month-to-month increase recorded in October, and marking the lowest level posted since March 1991. A number of key commodity groups showed either a slowdown in their rate of increase or reversed upward movements. For instance, exports of both agricultural and energy products remained practically at the same level as in October (with increases of \$3 million and \$5 million, respectively). Exports of aircraft showed a sharper decline (\$61 million compared to a previous decline of \$18 million). Automotive products exports switched from an increase of \$100 million in October to a decline of \$162 million. Exports of industrial goods and materials continued to drop (-\$33 million), while machinery and equipment other than aircraft dropped by \$84 million. In contrast, exports of forestry products were up by \$63 million, and exports of consumer goods showed a slight increase.

Imports dropped for the second consecutive time, falling by \$325 million in November to \$11.3 billion. Imports of agricultural goods, aircraft, and imports on account of special transactions all showed positive changes (\$12 million, \$55 million, and \$48 million, respectively). But these changes were more than offset by declines in imports of both energy (\$74 million) and automotive products (\$102 million). Industrial goods and materials showed a drop of \$139 million. Machinery and equipment other than aircraft decreased by \$108 million and imports of consumer goods by \$30 million. Only imports of forestry products went up by a marginal \$6 million.

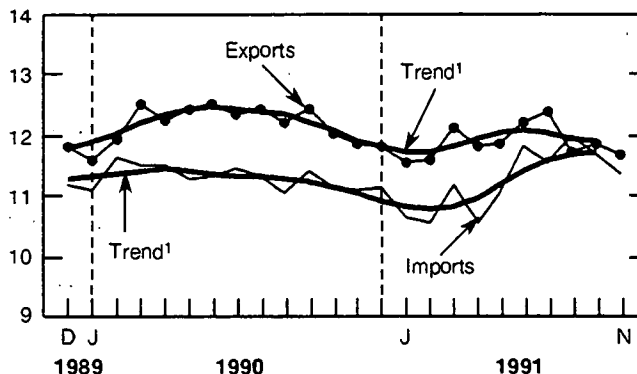
Available on CANSIM: matrices 3620-3629, 3651, 3685-3713, 3718, 3719, 3887-3913.

Current account data, which incorporate merchandise trade statistics as well as data concerning trade in services and capital account

Merchandise Trade

Seasonally Adjusted
Balance of Payments Basis

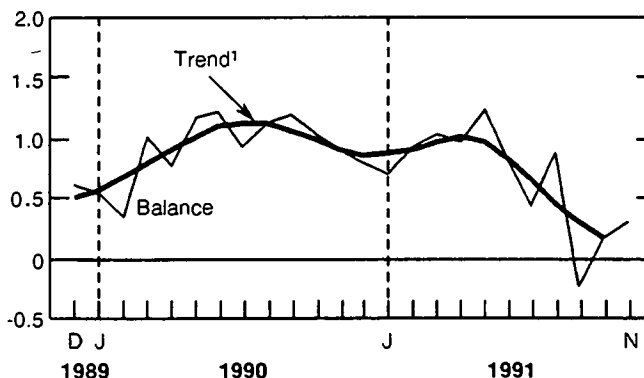
Billions of dollars



Merchandise Trade Balance

Seasonally Adjusted
Balance of Payments Basis

Billions of dollars



¹ The short-term trend represents a weighted average of the data.

movements, are available on a quarterly basis in *Canada's Balance of International Payments* (67-001).

For further information on international trade statistics (detailed tables, charts and a more complete analysis) order *Preliminary Statement of Canadian International Trade* (65-001P, \$10/\$100), now available. See "How to Order Publications".

For more detailed information on statistics, concepts and definitions, order the November 1991 issue of *Summary of Canadian International Trade* (65-001, \$18.20/\$182), available the first week of February, or contact Gordon Blaney (613-951-9647), Trade Information Unit, or Marlene Sterparn (613-951-1711) (for analysis information), or Denis Pilon (613-951-4808) (for price index information), Trade Measures and Analysis Section, International Trade Division. ■

Travel Between Canada and Other Countries

November 1991

Seasonally Adjusted Data

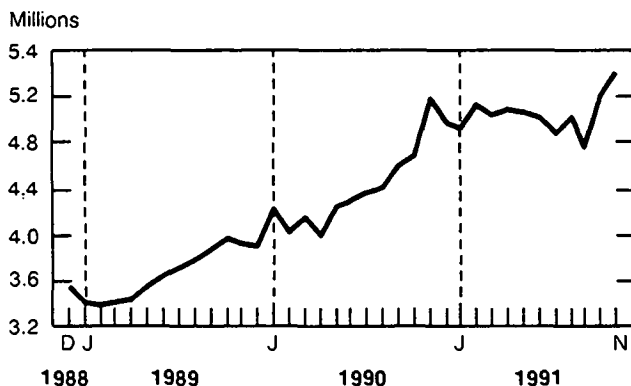
Seasonally adjusted data, which highlight trends in international travel, show that the volume of outbound Canadian travellers increased in November. Meanwhile, the slight downward trend in non-resident travel to Canada, evident throughout 1991, persisted.

Highlights

- November same-day automobile trips by Canadian residents to the United States increased 3.8% over October, reaching a record seasonally adjusted level of 5.22 million trips. In 1990, this type of travel also peaked in November.

Same-Day Trips by Canadian Residents to the United States, by Automobile

Seasonally adjusted



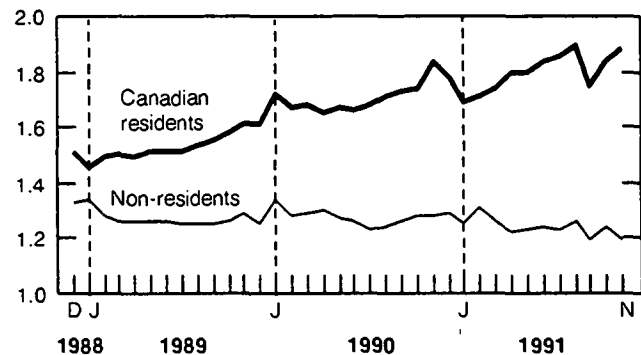
- Travel of one or more nights to the United States (by all modes of travel) increased 2.0% to a seasonally adjusted level of 1.62 million trips. Meanwhile, the recent upward trend in travel to all

other countries continued as the number of trips rose 5.2% to 256,000 in November.

Trips of One or More Nights between Canada and Other Countries

Seasonally adjusted

Millions



- Trips of one or more nights to Canada by residents of the United States dropped 4.3% in November to 953,000. At the same time, comparable trips by residents of all other countries also dropped, down 1.2% to 236,000.

Unadjusted Data

- In terms of actual counts, same-day trips by Canadian residents to the United States by automobile totalled 4.95 million, an 8.5% increase over November 1990.
- Trips of one or more nights by Canadian residents to the United States (by all modes of travel) in November 1991 totalled 1.30 million, up 6.6% from November 1990. Similar trips to all other countries also increased, up 8.0% to 195,000.
- Trips of one or more nights by United States residents to Canada showed a year-over-year decrease of 9.0% to 531,000, while comparable trips by residents of all other countries decreased 2.8% to 119,000.

Available on CANSIM: matrices 2661-2697.

The November 1991 issue of *International Travel - Advance Information* (66-001P, \$6.10/\$61) will be available shortly. See "How to Order Publications".

For further information on this release, contact Paul L. Paradis (613-951-8933), International Travel Section, Education, Culture and Tourism Division. □

International Travel Between Canada and Other Countries

November 1991

	1991			
	August ^r	September ^r	October ^r	November ^p
	Seasonally Adjusted			
	('000)	('000)	('000)	('000)
One-or-more Nights Trips¹				
Non-resident Travellers:				
United States	1,013	943	995	953
Other Countries ²	245	243	239	236
Residents of Canada:				
United States	1,658	1,503	1,593	1,626
Other Countries	237	238	244	256
Total Trips				
Non-resident Travellers:				
United States	2,794	2,692	2,735	2,676
Other Countries	271	268	263	260
Residents of Canada:				
United States	6,600	6,179	6,754	7,033
Auto Re-entries				
Same-day	4,852	4,626	5,031	5,220
One-or-more Nights	1,202	1,103	1,182	1,230
	November 1991 ^p	% Change 1991/1990	Jan.-Nov. 1991 ^p	% Change 1991/1990
	Unadjusted			
	('000)		('000)	
One-or-more Nights Trips¹				
Non-resident Travellers:				
United States	531	-9.0	11,502	-1.9
Other Countries ²	119	-2.8	2,774	-2.0
Residents of Canada:				
United States	1,296	6.6	17,850	9.5
Other Countries	195	8.0	2,634	-10.7
Same-day Trips				
Residents of Canada:				
United States ¹	5,027	8.1	55,430	14.0
Auto Re-entries	4,948	8.5	54,255	14.4

¹ Estimates for the United States include counts of auto and bus, and estimated numbers for plane, train, boat and other methods.

² Figures for "Other Countries" exclude same-day entries by land only, via the United States.

^p Preliminary.

^r Revised.

DATA AVAILABILITY ANNOUNCEMENTS

Export and Import Price Indexes

November 1991

Current and fixed weighted export and import price indexes, on a balance of payments basis, are now available on a 1986=100 basis. Price indexes are listed from January 1986 to November 1991 for the five commodity sections and 62/61 major commodity groups.

Customs-based current and fixed weighted U.S. price indexes are also available. Price indexes are listed from January 1986 to November 1991 on a 1986=100 basis. Included with the U.S. commodity indexes are the 10 "All Countries" and "U.S. only" SITC section indexes.

Available on CANSIM: matrices 3620-3629, 3651, 3685.

The November 1991 issue of *Summary of Canadian International Trade* (65-001, \$18.20/\$182) will be available the first week of February. See "How to Order Publications".

For further information on this release, contact Denis Pilon (613-951-4808), Price Index Unit, International Trade Division. ■

Cancer in Canada

1987-88

Cancer incidence data for 1987 and 1988 are now available in advance of the upcoming publication. The 1987 data set contains the number of new cases of cancer diagnosed in 1987, as reported by all 10 provincial and the two territorial cancer registries. The 1988 data set excludes cancer incidence data for Prince Edward Island and New Brunswick; data for these two provinces will be available at a later date.

Provincial and territorial cancer registries reported a total of 96,258 new cases of cancer diagnosed in 1987, an increase of 4.1% over the 92,480 cancers diagnosed in 1986. The number of new cases diagnosed and reported so far for 1988 has shown an increase of 3.3% over 1987.

For additional information, please contact Eva Illing (613-951-1775) or Nelson Nault (613-951-2990), Canadian Centre for Health Information. ■

Oil Pipeline Transport

October 1991

Highlights

- In October, net receipts of crude oil and refined petroleum products into Canadian pipelines decreased 7.4% from October 1990 to 14 539 283 cubic metres (m³). Year-to-date receipts were 143 093 365 m³, up 0.6% from 1990.
- Pipeline exports of crude oil increased 6.4% compared to October 1990, while pipeline imports rose 25.3% for the same period. On a cumulative basis, exports in 1991 were up 17.6% from 1990 levels, while imports were up 36.6%.
- Deliveries of crude oil by pipeline to Canadian refineries in November declined 5.9% from 1990, while deliveries of liquid petroleum gases and refined petroleum products decreased 23.7%.

Available on CANSIM: matrix 181.

The October 1991 issue of *Oil Pipeline Transport* (55-001, \$10/\$100) will be available the last week of January. See "How to Order Publications".

For more detailed information on this release, contact G. O'Connor (613-951-3562), Energy Section, Industry Division. ■

Telephone Statistics

November 1991

Canada's 13 major telephone systems reported monthly revenues of \$1,096 million in November 1991, down 1.7% from November 1990.

Operating expenses were \$765.1 million, a decrease of 7.4% from November 1990. Net operating revenue was \$330.9 million, an increase of 14.6% from November 1990.

Available on CANSIM: matrix 355.

The November 1991 issue of *Telephone Statistics* (56-002, \$8.30/\$83) is scheduled for release the week of January 27. See "How to Order Publications".

For more detailed information on this release, contact J.R. Slattery (613-951-2205), Services, Science and Technology Division. ■

Shipments of Rolled Steel

November 1991

Rolled steel shipments for November 1991 totalled 997 353 tonnes, a decrease of 8.4% from October's total of 1 088 461 tonnes but an increase of 28.5% from the year-earlier level of 776 090 tonnes. Year-to-date shipments totalled 10 411 255 tonnes, a decrease of 4.7% compared to 10 920 553 tonnes in 1990.

Available on CANSIM: matrices 58 and 122 (series 22-25).

The November 1991 issue of *Primary Iron and Steel* (41-001, \$5/\$50) will be available at a later date. See "How to Order Publications".

For more detailed information on this release, contact Gerry Barrett (613-951-3515), Industry Division. ■

Stocks of Frozen Poultry Products

January 1, 1992

Preliminary cold storage of frozen poultry products at January 1, 1992 and revised figures for December 1, 1991 are now available.

Available on CANSIM: matrices 5675-5677.

To order *Production and Stocks of Eggs and Poultry* (\$115/year), contact Guy Gervais (613-951-2453).

For more detailed information on this release contact Benoit Lévesque (613-951-2550), Livestock and Animal Products Section, Agriculture Division. ■

**The
Daily**

Statistics Canada's Official Release Bulletin for Statistical Information

Catalogue 11-001E. Price: Canada: \$120.00 annually; United States: US\$144.00 annually; Other Countries: US\$168.00 annually

Published by the Communications Division
Statistics Canada, 10-L, R.H. Coats Bldg., Ottawa K1A 0T6.

Senior Editor: Greg Thomson (613-951-1116)
Editor: Tim Prichard (613-951-1103)

Published by authority of the Minister responsible for Statistics Canada. © Minister of Industry, Science and Technology, 1992. All rights reserved. No part of this publication may be reproduced, stored in a retrieval system or transmitted in any form or by any means, electronic, mechanical, photocopying, recording or otherwise without prior written permission from Chief, Author Services, Publications Division, Statistics Canada, Ottawa, Ontario, Canada K1A 0T6.

PUBLICATIONS RELEASED

Standard Classification of Goods, 1988,
Amendments for 1991.
Catalogue number 12-580E
(Canada: \$39; United States: US\$47; Other
Countries: US\$55).

Pulpwood and Wood Residue Statistics,
November 1991.
Catalogue number 25-001
(Canada: \$6.10/\$61; United States: US\$7.30/US\$73;
Other Countries: US\$8.50/US\$85).

Oils and Fats, November 1991.
Catalogue number 32-006
(Canada: \$5/\$50; United States: US\$6/US\$60; Other
Countries: US\$7/US\$70).

Coal and Coke Statistics, October 1991.
Catalogue number 45-002
(Canada: \$10/\$100; United States: US\$12/US\$120;
Other Countries: US\$14/US\$140).

Gas Utilities, September 1991.
Catalogue number 55-002
(Canada: \$12.70/\$127; United States:
US\$15.20/US\$152; Other Countries:
US\$17.80/US\$178).

Department Store Sales and Stocks, August 1991.
Catalogue number 63-002
(Canada: \$14.40/\$144; United States:
US\$17.30/US\$173; Other Countries:
US\$20.20/US\$202).

**Department Store Monthly Sales by Province and
Metropolitan Area, October 1991.**
Catalogue number 63-004
(Canada: \$2.70/\$27; United States: US\$3.20/US\$32;
Other Countries: US\$3.80/US\$38).

**Preliminary Statement of Canadian International
Trades, November 1991.**
Catalogue number 65-001P
(Canada: \$10/\$100; United States: US\$12/US\$120;
Other Countries: US\$14/US\$140).

International Travel, July-September 1991.
Catalogue number 66-001
(Canada: \$38.50/\$154; United States:
US\$46.25/US\$185; Other Countries: US\$54/US\$216).

The paper used in this publication meets the minimum
requirements of American National Standard for
Information Sciences - Permanence of Paper for Printed
Library Materials, ANSI Z39.48 - 1984.



How to Order Publications

*Statistics Canada publications may be purchased by
mail order from Publication Sales, Room 1710, Main
Building, Statistics Canada, Ottawa K1A 0T6 or phone
613-951-7277.*

*Please enclose cheque or money order payable to the
Receiver General for Canada/Publications and provide
full information on publications required (catalogue
number, title, issue). Canadian customers, please
remember to add 7% Goods and Services Tax.*

*Publications may also be ordered through Statistics
Canada's offices in St. John's, Halifax, Montreal, Ottawa,
Toronto, Winnipeg, Regina, Edmonton, Calgary and
Vancouver, or from authorized bookstore agents or other
booksellers.*

*A national toll-free telephone order service is in
operation at Statistics Canada. The toll-free line
(1-800-267-6677) can be used by Canadian customers
for the ordering of Statistics Canada products and
services.*



1010082331

The Daily, January 17, 1992

MAJOR RELEASE DATES

Week of January 20-24
(Release dates are subject to change)

Anticipated date(s) of release	Title	Reference period
<hr/>		
January		
21	Consumer Price Index	December 1991
21	Retail Trade	November 1991
21	Sales of Natural Gas	November 1991
22	Department Store Sales and Stocks	November 1991
23	Wholesale Trade	November 1991
23	Canada's International Transactions in Securities	November 1991
