



The Daily

Statistics Canada

Thursday, October 1, 1992

NOT FOR LOAN

For release at 8:30 a.m.

OCT 1 1992

MAJOR RELEASE

NE S'EMPRUNTE PAS

LIBRARY
BIBLIOTHÈQUE

- **Selected Marriage Statistics - Canada, 1921-1990**
 While the number of marriages was considerably higher in 1990 than in 1921, the marriage rate was lower - 7.9 marriages per 1,000 population in 1921 and 7.1 in 1990.

2

DATA AVAILABILITY ANNOUNCEMENTS

Steel Primary Forms, Week Ending September 26, 1992	4
Gypsum Products, August 1992	4

PUBLICATIONS RELEASED 5

INDEX TO DATA RELEASES: September 1992

CANSIM Time Series Directory 1992

The directory serves as a guide to the data contained in the CANSIM Time Series Data Base. On-line access to this database is available internationally through a number of distributors.

To make searching the *CANSIM Time Series Directory* easier and faster, a personal computer version is available on a CD-ROM. The CD-ROM also contains a thesaurus to guide you through the terms used by Statistics Canada, thereby easing the search for information. A few keystrokes will give you textual information on topics ranging from farm cash receipts for livestock in Alberta to retail gasoline prices in Newfoundland.

The *CANSIM Time Series Directory*, 1992 is available in either hard copy or compact disc and is priced as follows:

- *CANSIM Time Series Directory*: a three-volume hard copy set with a semi-annual amendment (Canada \$160; United States: US\$180; Other Countries: US\$200).
- *StatCan: CANSIM Directory Disc*: a compact disc with a new disc issued semi-annually (Canada \$99; United States: US\$109; Other Countries: US\$119).
- *Cross-Reference Index* (hard copy) for databank, matrix and series identifiers (Canada: \$60; United States: US\$70; Other Countries: US\$80).

Enquire about our combination packages and prices. For more information about the *CANSIM Time Series Directory*, 1992, please contact the Marketing Division (613-951-8200) or fax (613-951-1134).

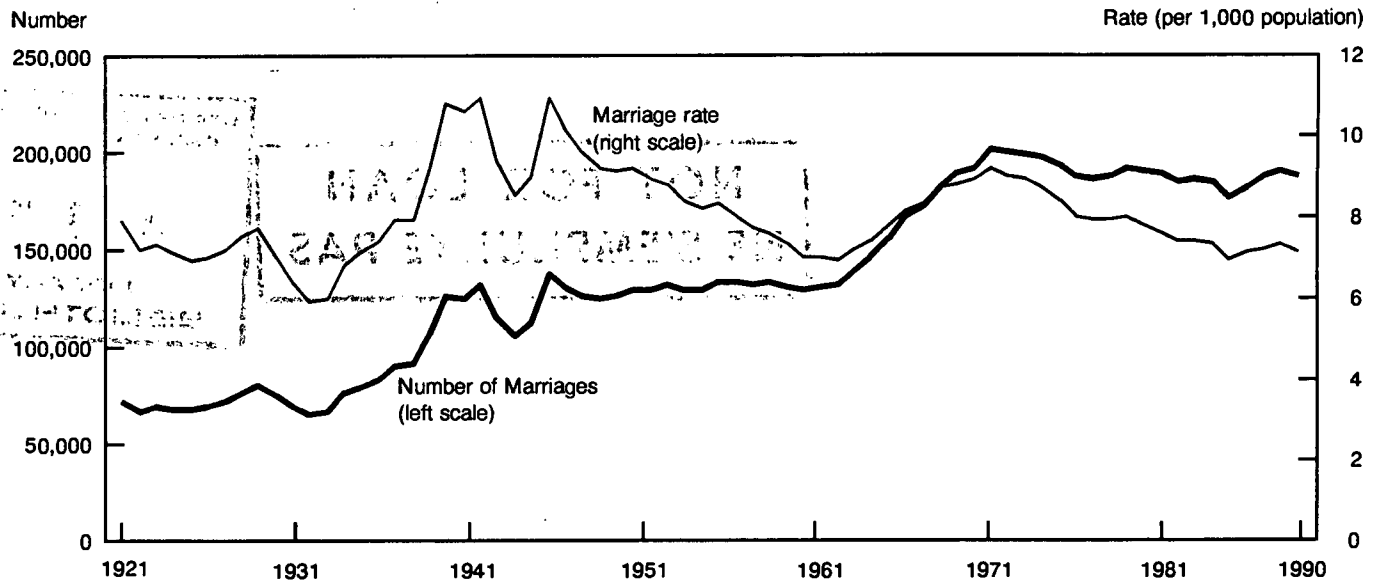


Statistics Canada / Statistique Canada

Canada

MAJOR RELEASE

Number of Marriages and Marriage Rates, Canada, 1921-1990



Selected Marriage Statistics, Canada

1921-1990

This is the first in a series of publications describing the historical vital statistics data relating to births, marriages, divorces, deaths and abortions in Canada dating back to 1921.

Highlights

The number of registered marriages was 187,737 in 1990 compared with 71,254 in 1921. Numerous fluctuations occurred over the 69-year period, 1921-1990.

After an initial increase in the late 1920s, the number of marriages decreased to a low for the period of 64,141 in 1932. Between 1932 and 1941, the number of marriages more than doubled to 130,786. During World War II, the number of marriages initially decreased to 104,656 in 1944, and then increased to 137,398 immediately after the end of the war in 1946. In the late 1940s and in the 1950s, the figures remained stable (between 128,000 and 133,000) with no major fluctuations.

Throughout the 1960s and early 1970s the number of marriages increased dramatically – reaching 200,470 in 1972, the highest number recorded between 1921 and 1990. A gradual decrease occurred over the 1970s and early 1980s, followed by slight increases in the late 1980s.

Marriage Rates

While the number of marriages was considerably higher in 1990 than in 1921, the marriage rate was lower – 7.9 marriages per 1,000 population in 1921 and 7.1 in 1990. Marriage rates for Canada have followed a pattern similar to that for the number of marriages – except during the late 1940s, the 1950s and early 1960s, when the rate decreased by 37% from 10.9 in 1946 to 6.9 in 1963.

Provincial marriage rates over the 69-year period followed a trend similar to national rates. Generally, annual marriage rates for the provinces of Ontario, Manitoba, Alberta and British Columbia were higher than the Canadian rates. Newfoundland, New Brunswick, Prince Edward Island, Nova Scotia, Quebec and Saskatchewan all had rates lower than the national average.

Average Age at Marriage

Over the last 19 years, there has been a trend toward marrying at a later age. For those marrying for the first time, the average age increased by 3.4 years for brides (22.6 in 1971, 26.0 in 1990) and by 3.0 years for grooms (24.9 in 1971, 27.9 in 1990). The average age at marriage increased by 4.2 years for all brides (24.8 in 1971, 29.0 in 1990) and by 4.3 years for all grooms (27.3 in 1971, 31.6 in 1990).

Marriages by Marital Status of Bride and Bridegroom

More than 90% of the marriages in the 1950s and 1960s related to persons who were single (not previously married) at the time of marriage; the

remaining marriages involved previously divorced or widowed persons. The percentage of brides who had been single decreased from 91.8% in 1951 to 77.4% in 1990, as did that of grooms, from 91.6% in 1951 to 76.5% in 1990.

Selected Marriage Statistics, 1921-1990 (82-552, \$40) is now available. See "How to Order Publications".

For further information about this release, contact Surinder Wadhwa (613-951-1764), Canadian Centre for Health Information. ■

DATA AVAILABILITY ANNOUNCEMENTS

Steel Primary Forms

Week Ending September 26, 1992

Preliminary estimates indicate that Canadian steel primary forms production for the week ending September 26, 1992 totalled 282 184 tonnes, a 0.8% increase from the preceding week's 279 973 tonnes and up 7.5% from the year-earlier 262 565 tonnes. The cumulative total in 1992 was 10 086 079 tonnes, a 7.2% increase from 9 412 561 tonnes for the same period in 1991.

For more detailed information on this release, contact Greg Milsom (613-951-9827), Industry Division. ■

Gypsum Products

August 1992

Manufacturers shipped 17 387 thousand square metres of plain gypsum wallboard in August 1992, up 2.9% from the 16 897 thousand square metres shipped in August 1991 but down 5.9% from the 18 481 thousand square metres shipped in July 1992.

Year-to-date shipments for 1992 were 143 487 thousand square metres, an increase of 17.7% from the January to August 1991 period.

Available on CANSIM: matrices 39 and 122 (series 11).

The August 1992 issue of *Gypsum Products* (44-003, \$5/\$50) will be available at a later date.

For more detailed information on this release, please contact Roland Joubert (613-951-3527), Industry Division. ■

PUBLICATIONS RELEASED

Construction Type Plywood, July 1992.

Catalogue number 35-001

(Canada: \$5/\$50; United States: US\$6/US\$60;
Other Countries: US\$7/US\$70).

**Production, Shipments and Stocks on Hand of
Sawmills East of the Rockies, July 1992.**

Catalogue number 35-002

(Canada: \$10/\$100; United States: US\$12/US\$120;
Other Countries: US\$14/US\$140).

**Production, Shipments and Stocks on Hand of
Sawmills in British Columbia, July 1992.**

Catalogue number 35-003

(Canada: \$7.10/\$71; United States: US\$8.50/US\$85;
Other Countries: US\$9.90/US\$99).

**Restaurant, Caterer and Tavern Statistics,
July 1992.**

Catalogue number 63-011

(Canada: \$6.10/\$61; United States: US\$7.30/US\$73;
Other Countries: US\$8.50/US\$85).

Annual Retail Trade, 1989.

Catalogue number 63-223

(Canada: \$22; United States: US\$26;
Other Countries: US\$31).

Selected Marriage Statistics, 1921-1990.

Catalogue number 82-552

(Canada: \$40; United States: US\$48;
Other Countries: US\$56).

The paper used in this publication meets the minimum requirements of American National Standard for Information Sciences - Permanence of Paper for Printed Library Materials, ANSI Z39.48 - 1984.



How to Order Publications

Simplify your search for data with the Statistics Canada Catalogue 1992. Using the keyword index, you'll find sources for statistics on all areas of Canadian social and economic activity. For easy access to over 800 Statistics Canada products and services, order the Statistics Canada Catalogue 1992 (11-204E, \$13.95; United States: US\$17; Other Countries: US\$20).

You may order Statistics Canada products and services by telephone. From Canada and the United States, call toll-free 1-800-267-6677. From all other locations, call 613-951-7277 (not toll-free).

You may purchase Statistics Canada publications by writing to Publication Sales, Room 1710, Main Building, Statistics Canada, Ottawa K1A 0T6.

Please enclose a cheque or money order payable to the Receiver General for Canada/Publications. Provide full information on each publication order (catalogue number, title, issue). Canadian customers, please add 7% GST.

Publications may also be ordered from Statistics Canada's Regional Reference Centres in St. John's, Halifax, Montreal, Ottawa, Toronto, Winnipeg, Regina, Edmonton, Calgary and Vancouver, or from authorized bookstore agents or other booksellers.

**The
Daily**

Statistics Canada's Official Release Bulletin for Statistical Information

Catalogue 11-001E. Price: Canada: \$120.00 annually; United States: US\$144.00 annually; Other Countries: US\$168.00 annually

Published by the Communications Division
Statistics Canada, 10-N, R.H. Coats Bldg., Ottawa K1A 0T6.

Senior Editor: Greg Thomson (613-951-1187)
Editor: Tim Prichard (613-951-1103)

Published by authority of the Minister responsible for Statistics Canada. © Minister of Industry, Science and Technology, 1992. All rights reserved. No part of this publication may be reproduced, stored in a retrieval system or transmitted in any form or by any means, electronic, mechanical, photocopying, recording or otherwise without prior written permission from Chief, Author Services, Publications Division, Statistics Canada, Ottawa, Ontario, Canada K1A 0T6.

JOIN THE *Celebration*

WITH THE MOST USEFUL AND ATTRACTIVE CANADA YEAR BOOK EVER PUBLISHED.

On the occasion of the nation's 125th anniversary of Confederation, the 1992 **Canada Year Book** takes a unique look at the fascinating highlights in the development of Canada since 1867.

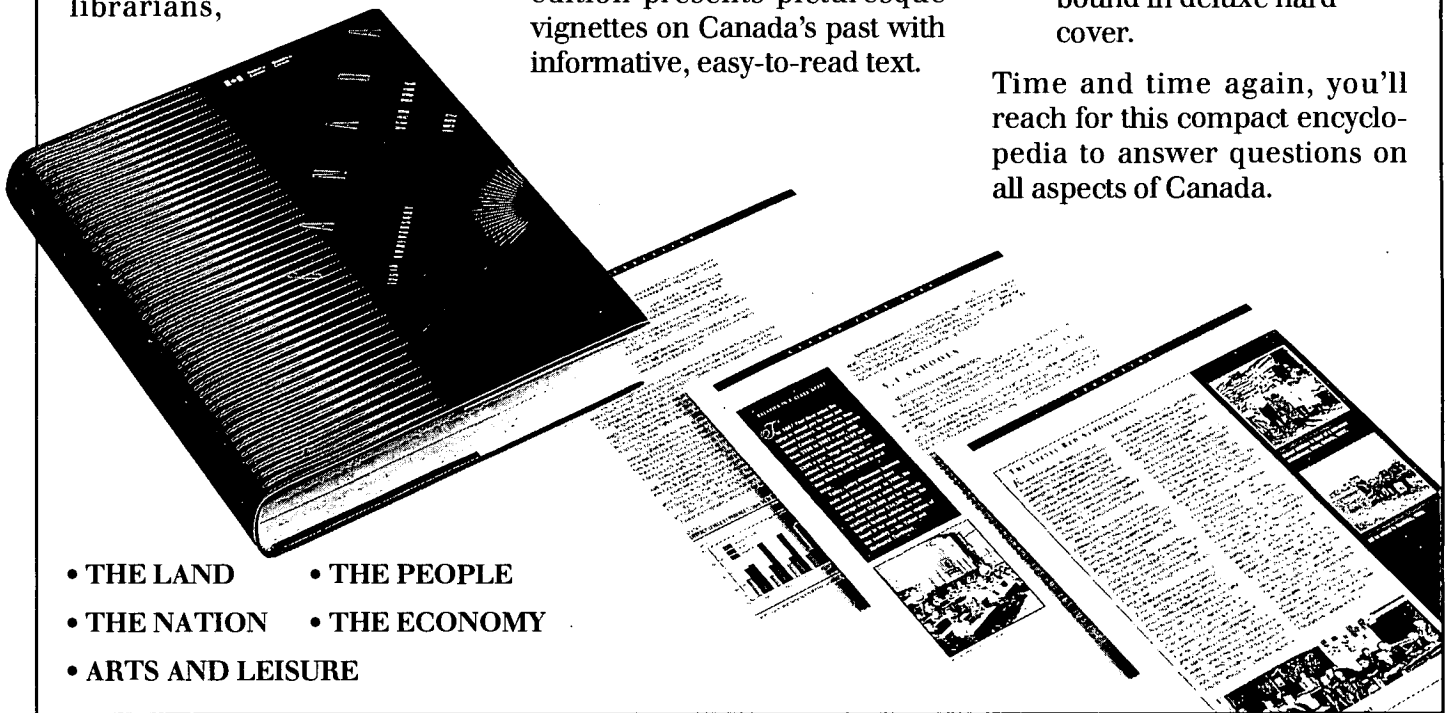
Exceptionally popular among business people, journalists, librarians,

parliamentarians, educators and diplomats for 125 years, the 1992 **Canada Year Book** is designed as a comprehensive reference source for the latest on economic, political, and social information on Canada and Canadians. And for the first time, this "special collector's" edition presents picturesque vignettes on Canada's past with informative, easy-to-read text.

Special features include:

- a new 22cm X 30cm (9" X 12") format
- larger typeface
- over 300 rare archival photos
- historical perspectives on Canada's past
- 22 chapters, 577 pages bound in deluxe hard cover.

Time and time again, you'll reach for this compact encyclopedia to answer questions on all aspects of Canada.



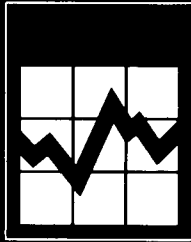
- THE LAND
- THE PEOPLE
- THE NATION
- THE ECONOMY
- ARTS AND LEISURE



Available in separate English and French editions, the **Canada Year Book** (Cat. No. 11-402E) sells for \$49.95 (plus \$5.05 shipping and handling) in Canada, US \$60 in the United States, and US\$70 in other countries (includes shipping and handling).

To order, write Publication Sales, Statistics Canada, Ottawa, Ontario, K1A 0T6, or contact the nearest Statistics Canada Regional Reference Centre listed in this publication.

For faster ordering, using your VISA or MasterCard, call toll-free 1-800-267-6677 or fax your order to (613) 951-1584. Please do not send confirmation.



The Daily

Statistics Canada

Index to Data Releases September 1992

Subject	Reference Period	Release Date
Advance Statistics of Education	1992-93	September 1, 1992
Air Charter Statistics	First Quarter 1992	September 2, 1992
Air Passenger Origin and Destination: Canada - United States Report	1991	September 2, 1992
Aircraft and Aircraft Parts Industry	1990 Annual Survey of Manufactures	September 28, 1992
Aluminum Rolling, Casting and Extruding Industry	1990 Annual Survey of Manufactures	September 4, 1992
Asphalt Roofing	July 1992	September 2, 1992
	August 1992	September 30, 1992
Average Prices of Selected Farm Inputs	August 1992	September 17, 1992
Aviation Statistics Centre Service Bulletin	September 1992	September 17, 1992
Back Injuries at Work	1982-1990	September 11, 1992
Basic Hardware Industry	1990 Annual Survey of Manufactures	September 25, 1992
Basic Summary Tabulations	1991 Census	September 8, 1992
Bed Spring and Mattress Industry	1990 Annual Survey of Manufactures	September 4, 1992
Blow-moulded Plastic Bottles	Second Quarter 1992	September 4, 1992
Building Permits	July 1992	September 30, 1992
Canada's International Transactions in Services	1990 and 1991	September 4, 1992
Canada's International Transactions in Securities	July 1992	September 24, 1992
Canadian Civil Aviation Statistics	July 1992	September 8, 1992
Canadian Domestic Travel	First Quarter 1992	September 14, 1992
Canadian Economic Observer	September 1992	September 17, 1992
Canadian Potato Production	1991 and 1992 Seeded Area	September 11, 1992
Cancer Statistics for Canada	1992	September 1, 1992
Cement	July 1992	September 4, 1992
Census of Population: Mother Tongue Data	1991 Census	September 15, 1992



Statistics
Canada

Statistique
Canada

Canada

Index to Data Releases, September 1992

Subject	Reference Period	Release Date
Characteristics of International Travellers	1990 and 1991	September 10, 1992
Coal and Coke Statistics	June 1992	September 14, 1992
Coated and Treated Paper Industry	1990 Annual Survey of Manufactures	September 11, 1992
Concrete Pipe Industry	1990 Annual Survey of Manufactures	September 18, 1992
Construction Type Plywood	July 1992	September 29, 1992
Construction Union Wage Rate Index	August 1992	September 18, 1992
Consumer Price Index	August 1992	September 18, 1992
Copper and Copper Alloy Rolling, Casting and Extruding Industry	1990 Annual Survey of Manufactures	September 11, 1992
Corrugated Boxes and Wrappers	August 1992	September 23, 1992
Dairy Review	July 1992	September 14, 1992
Deliveries of Major Grains	July 1992	September 16, 1992
Department Store Sales	August 1992	September 16, 1992
Department Store Sales and Stocks	July 1992	September 22, 1992
Department Store Sales by Province and Metropolitan Area	July 1992	September 10, 1992
Electric Lamps	August 1992	September 14, 1992
Electric Power Selling Price Indexes	May-August 1992	September 25, 1992
Electric Power Statistics	June 1992	September 1, 1992
Electric Storage Batteries	July 1992	September 9, 1992
Electrical Switchgear and Protective Equipment Industry	1990 Annual Survey of Manufactures	September 11, 1992
Electronic Computing and Peripheral Equipment Industry	1990 Annual Survey of Manufactures	September 11, 1992
Electronic Parts and Components Industry	1990 Annual Survey of Manufactures	September 11, 1992
Employment, Earnings and Hours	July 1992	September 24, 1992
Energy Supply and Demand in Canada	First Quarter 1992	September 28, 1992
Estimates of Labour Income	June 1992	September 9, 1992
Export and Import Price Indexes	July 1992	September 17, 1992
Farm Product Price Index	July 1992	September 9, 1992
Field Crop Reporting Series No. 6: August Estimate of Production of Principal Field Crops, Canada	1992 Estimates	September 4, 1992
Financial Statistics for Enterprises	Second Quarter 1992	September 18, 1992
Footwear Statistics	July 1992	September 2, 1992
General Social Survey Analysis Series: Human Resource Challenges of Education, Computers and Retirement	1989	September 2, 1992
Glass Products Industry (Except Glass Containers)	1990 Annual Survey of Manufactures	September 4, 1992
Grain Marketing Situation Report	August 1992	September 28, 1992
Gypsum Products	July 1992	September 8, 1992
Handtool and Implement Industry	1990 Annual Survey of Manufactures	September 25, 1992
Help-wanted Index	August 1992	September 2, 1992

Index to Data Releases, September 1992

Subject	Reference Period	Release Date
Hotel, Restaurant and Institutional Furniture and Fixture Industry	1990 Annual Survey of Manufactures	September 28, 1992
Household Income (1990), Facilities and Equipment (1991) Plus Shelter Cost (1990) Microdata Tape		September 24, 1992
Household Products of Textile Materials Industry	1990 Annual Survey of Manufactures	September 4, 1992
Hygiene Products of Textile Materials Industry	1990 Annual Survey of Manufactures	September 28, 1992
Impaired Driving - Canada	1991	September 30, 1992
Industrial Capacity Utilization Rates in Canada	Second Quarter 1992	September 23, 1992
Industrial Chemicals and Synthetic Resins	July 1992	September 1, 1992
Industrial Organic Chemical Industries	1990 Annual Survey of Manufactures	September 11, 1992
Industrial Product Price Index	August 1992	September 25, 1992
Industrial Research and Development	1992 Intentions	September 29, 1992
Jewellery and Silverware Industry	1990 Annual Survey of Manufactures	September 4, 1992
Labour Force Survey	August 1992	September 4, 1992
Labour Market: Mid-year Review	January to June 1992	September 3, 1992
Lelsure and Personal Services	1990	September 28, 1992
Local Government Long-term Debt	August 1992	September 24, 1992
Men's and Boys' Clothing Contractors Industry	1990 Annual Survey of Manufactures	September 25, 1992
Metal Closure and Container Industry	1990 Annual Survey of Manufactures	September 25, 1992
Metal Dies, Moulds and Patterns Industry	1990 Annual Survey of Manufactures	September 25, 1992
Metal Plumbing Fixture and Fitting Industry	1990 Annual Survey of Manufactures	September 28, 1992
Metal Valve Industry	1990 Annual Survey of Manufactures	September 28, 1992
Milling and Crushing Statistics	July 1992	September 11, 1992
Mineral Wool Including Fibrous Glass Insulation	August 1992	September 23, 1992
Mining In Canada	1990	September 16, 1992
Monthly Survey of Manufacturing	July 1992	September 16, 1992
Mother Tongue Data	1991 Census	September 15, 1992
Motor Carrier Freight Quarterly Survey	First Quarter 1992	September 24, 1992
Motor Carrlers of Freight Annual Survey (For-hire Carriers)	Financial and Operating Statistics 1990	September 14, 1992
Motor Vehicle Industry	1990 Annual Survey of Manufactures	September 28, 1992
National Income and Expenditure Accounts	Second Quarter 1992 Note to Users	September 2, 1992
New Housing Price Index	July 1992	September 10, 1992
New Motor Vehicle Sales	July 1992	September 9, 1992
Non-current-carrying Wiring Devices Industry	1990 Annual Survey of Manufactures	September 18, 1992
Note on Canadian Unemployment Since 1921		September 8, 1992

Index to Data Releases, September 1992

Subject	Reference Period	Release Date
Oil Pipeline Transport	June 1992	September 14, 1992
Oils and Fats	July 1992	September 17, 1992
Other Communication and Electronic Equipment Industries	1990 Annual Survey of Manufactures	September 18, 1992
Other Electrical Industrial Equipment Industries	1990 Annual Survey of Manufactures	September 18, 1992
Other Furniture and Fixture Industries	1990 Annual Survey of Manufactures	September 18, 1992
Other Hardware and Cutlery Industries	1990 Annual Survey of Manufactures	September 28, 1992
Other Ornamental and Architectural Metal Products Industries	1990 Annual Survey of Manufactures	September 25, 1992
Other Primary Steel Industries	1990 Annual Survey of Manufactures	September 18, 1992
Other Rolled, Cast and Extruded Non-ferrous Metal Products Industries	1990 Annual Survey of Manufactures	September 25, 1992
Other Spun Yarn and Woven Cloth Industries	1990 Annual Survey of Manufactures	September 25, 1992
Other Transportation Equipment Industries	1990 Annual Survey of Manufactures	September 25, 1992
Pack of Processed Asparagus	1992	September 21, 1992
Paint and Varnish Industry	1990 Annual Survey of Manufactures	September 4, 1992
Particleboard, Waferboard and Fibreboard	July 1992	September 14, 1992
Passenger Bus and Urban Transit Statistics	July 1992	September 11, 1992
Perspectives on Labour and Income	Autumn 1992	September 1, 1992
Postal Code Conversion File	1991	September 28, 1992
Postcensal Estimates of Population by Age and Sex: Canada, Provinces and Territories	June 1, 1992	September 18, 1992
Poultry Products Industry	1990 Annual Survey of Manufactures	September 11, 1992
Preliminary Statement of Canadian International Trade	July 1992	September 17, 1992
Process Cheese and Instant Skim Milk Powder	July 1992	September 1, 1992
Processed Fruits and Vegetables	July 1992	September 18, 1992
Production of Eggs	July 1992	September 16, 1992
Production, Shipments and Stocks on Hand of Sawmills in British Columbia	July 1992	September 29, 1992
Production, Shipments and Stocks of Sawmills East of the Rockies	July 1992	September 25, 1992
Pulpwood and Wood Residue Statistics	July 1992	September 10, 1992
Quarterly Demographic Statistics - Canada, Provinces and Territories	April-June 1992	September 23, 1992
Quarterly Financial Statistics for Enterprises	Second Quarter 1992	September 18, 1992
Quarterly Report on Energy Supply and Demand in Canada	First Quarter 1992	September 28, 1992

Index to Data Releases, September 1992

Subject	Reference Period	Release Date
Railway Carloadings	July 1992	September 11, 1992
	Seven-day Period Ending August 21, 1992	September 1, 1992
	10-day Period Ending August 31, 1992	September 14, 1992
	Seven-day Period Ending September 7, 1992	September 21, 1992
	Seven-day Period Ending September 14, 1992	September 28, 1992
Railway Operating Statistics	May 1992	September 4, 1992
	June 1992	September 23, 1992
Raw Materials Price Index	August 1992	September 25, 1992
Real Gross Domestic Product at Factor Cost by Industry	July 1992	September 30, 1992
Refined Petroleum Products Industry (Except Lubricating Oil and Grease)	1990 Annual Survey of Manufactures	September 18, 1992
Restaurants, Caterers and Taverns	July 1992	September 17, 1992
Retail Trade	July 1992	September 21, 1992
Rigid Insulating Board	July 1992	September 2, 1992
	August 1992	September 30, 1992
Road Motor Vehicles - Registrations	1991	September 14, 1992
Rural and Small Town Canada		September 16, 1992
Sales of Natural Gas	July 1992	September 21, 1992
Sales of Refined Petroleum Products	July 1992	September 1, 1992
	August 1992	September 29, 1992
Sawmill and Woodworking Machinery Industry	1990 Annual Survey of Manufactures	September 4, 1992
Selected Financial Indexes	August 1992	September 18, 1992
Shipments of Rolled Steel	July 1992	September 16, 1992
Short-term Expectations Survey		September 1, 1992
Sign and Display Industry	1990 Annual Survey of Manufactures	September 28, 1992
Soft Drinks	August 1992	September 17, 1992
Specified Domestic Electrical Appliances	July 1992	September 8, 1992
StatCan: CANSIM Disc		September 23, 1992
Stationery Paper Products Industry	1990 Annual Survey of Manufactures	September 11, 1992
Steel Pipe and Tubing	July 1992	September 16, 1992
Steel Primary Forms	July 1992	September 10, 1992
	Week Ending August 29, 1992	September 3, 1992
	Week Ending September 5, 1992	September 11, 1992
	Week Ending September 12, 1992	September 17, 1992
	Week Ending September 19, 1992	September 24, 1992
Steel Wire and Specified Wire Products	July 1992	September 9, 1992
Stocks of Frozen Meat Products	September 1, 1992	September 25, 1992
Stocks of Frozen Poultry Products	September 1, 1992	September 17, 1992
Structural Concrete Products Industry	1990 Annual Survey of Manufactures	September 18, 1992
Sugar Sales	August 1992	September 8, 1992
Telecommunications Plant Price Index	1991	September 16, 1992
Telephone Statistics	July 1992	September 18, 1992
Telephone Statistics - Preliminary Report on Large Telephone Systems	1991	September 29, 1992
Tobacco Products	August 1992	September 16, 1992



1010110726

Index to Data Releases, September 1992

Subject	Reference Period	Release Date
Toys and Games Industry	1990 Annual Survey of Manufactures	September 28, 1992
Travel Between Canada and Other Countries	July 1992	September 14, 1992
Turbine and Mechanical Power Transmission Equipment Industry	1990 Annual Survey of Manufactures	September 18, 1992
Unemployment Insurance Statistics	July 1992	September 30, 1992
Wholesale Trade	July 1992	September 22, 1992
Women's Clothing Contractors Industries	1990 Annual Survey of Manufactures	September 28, 1992
Women's Dress Industry	1990 Annual Survey of Manufactures	September 28, 1992
Women's Sportswear Industry	1990 Annual Survey of Manufactures	September 18, 1992
Wool Yarn and Woven Cloth Industry	1990 Annual Survey of Manufactures	September 4, 1992
Workers on the Move	1988	September 11, 1992
Youth Court Statistics	1991-92	September 23, 1992