



The Daily

Statistics Canada

Tuesday, October 6, 1992

NOT FOR LOAN
 NE S'EMPRUNTE PAS

STATISTICS CANADA / STATISTIQUE CANADA
 For release at 8:30 a.m.
 OCT 6 1992
 LIBRARY BIBLIOTHÈQUE

MAJOR RELEASES

- **Homicide in Canada, 1991** 2
 In 1991, a total of 753 homicides occurred in Canada.

- **Short-term Expectations Survey** 4
 A new series of forecasts from a small group of economists is released today.

DATA AVAILABILITY ANNOUNCEMENTS

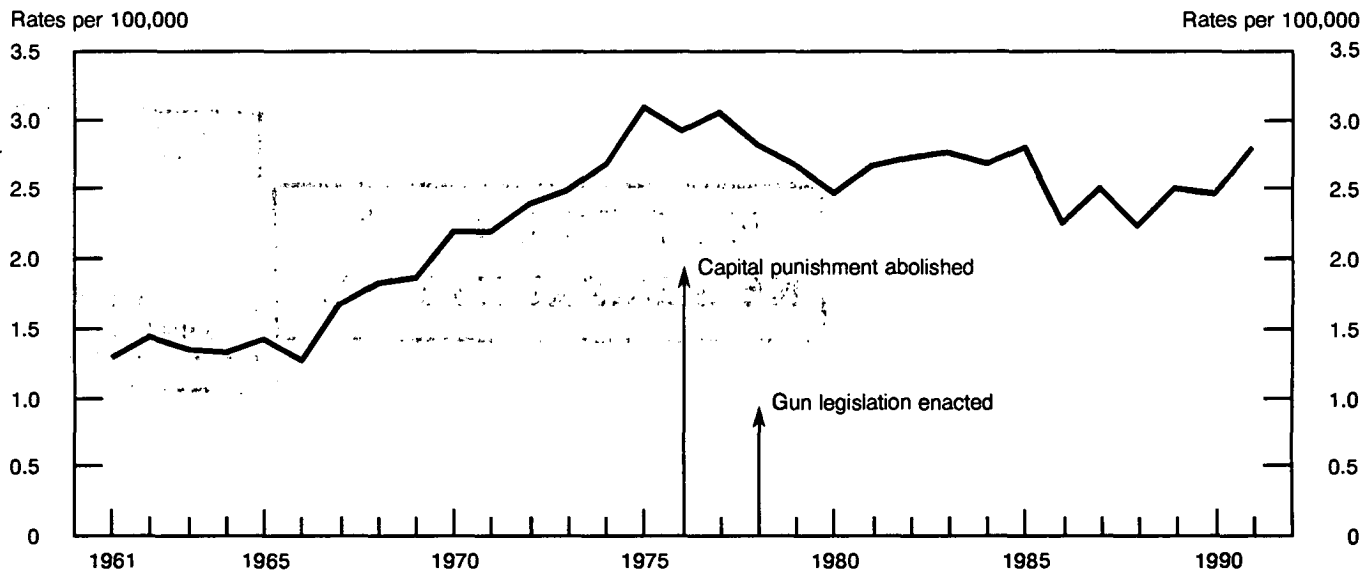
- Railway Carloadings, Seven-day Period Ending September 21, 1992 6
- Process Cheese and Instant Skim Milk Powder, August 1992 6

PUBLICATIONS RELEASED 7



MAJOR RELEASES

Rate of Homicides, Canada, 1961-1991



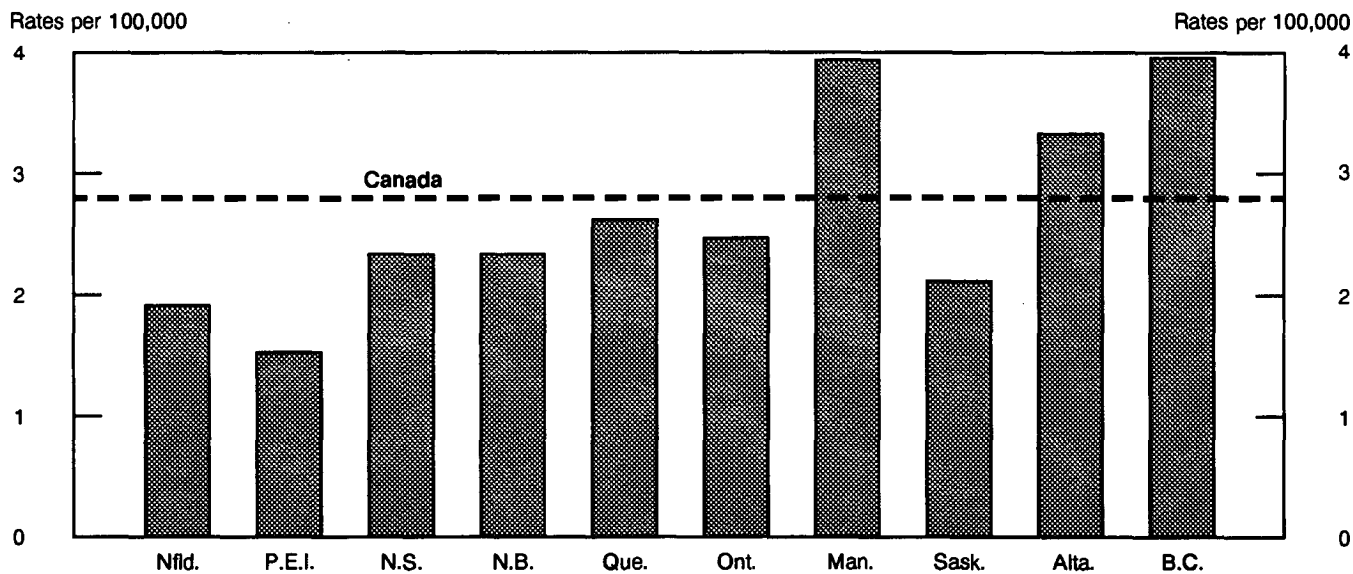
Homicide in Canada 1991

In 1991, a total of 753 homicides occurred in Canada, which represented a homicide rate of 2.8 per 100,000 population, a 13% increase from 1990 (2.5) and a 7% increase from the average rate for the previous 10 years (2.6).

Highlights

- Provincial homicide rates ranged from a high of 3.9 per 100,000 population in British Columbia and Manitoba to 1.5 in Prince Edward Island.
- The 1991 rates per 100,000 population for Canada's 25 major metropolitan areas ranged from 4.6 for the Oshawa metropolitan area to 0.5 for the London area.
- Three police officers were murdered while on duty in 1991, one more than in 1990. For the seventh consecutive year, no provincial or federal correctional worker was a victim of homicide in the line of duty.
- The highest proportion of homicide victims were killed by firearms (36%), of which approximately one-half were attributed to handguns.
- Sixty-four percent of homicide victims and 90% of those accused of homicide were male.
- Thirty-four percent of all homicides where the accused was identified in 1991 were committed by a family member, 53% by an acquaintance and 13% by a stranger.
- Almost 20% of the homicide offences solved in 1991 were committed by a spouse (legal and common-law unions) – 85 men killed their wives and 25 women killed their husbands.

Rates for Homicide Offences, Canada and the Provinces, 1991



- Gangs were considered by the police to be responsible for less than 10% of homicide incidents in 1991.
- Sixty-seven percent of those accused of homicide in 1991 had criminal records prior to the homicide incident, while 45% of their victims had criminal records.

The Vol. 12, No. 18 *Juristat Service Bulletin: Homicide in Canada, 1991* (85-002, \$3.60/\$90) is now available. See "How to Order Publications".

For more information, contact Information and Client Services (613-951-9023 or 1-800-387-2231), Canadian Centre for Justice Statistics. ■

Short-term Expectations Survey

The following are the forecasts of the year-over-year change in the Consumer Price Index and the unemployment rate for September 1992, merchandise exports and imports for August 1992 and the Gross Domestic Product for July 1992.

The increase in the Consumer Price Index for September was forecast at 1.3%, with minimum and maximum values of 1.1% and 1.6%, respectively. In August, the mean forecast overestimated the actual value by 0.2 percentage points.

The mean forecast of the unemployment rate for September was 11.5% (minimum 11.3%, maximum 11.8%). For August, the mean forecast underestimated the outcome by 0.1 percentage points.

August merchandise exports were forecast to be \$13.1 billion, with a minimum and maximum of \$12.4 billion and \$13.5 billion, respectively. For July, the mean forecast underestimated the outcome by \$0.3 billion. The forecast of imports for the same period was \$12.5 billion, with minimum and maximum values of \$12.3 billion and \$13.0 billion, respectively. For July, the mean forecast underestimated the actual imports by \$0.3 billion.

Note to Users

Since April 1990, Statistics Canada has been canvassing a small group of economic analysts (an average of 23 participants) and requesting from them a one-month-ahead forecast of key economic indicators. This month, participants were asked for forecasts of the year-to-year change in the Consumer Price Index, the unemployment rate, and merchandise exports and imports, as well as for a forecast of the monthly change in the Gross Domestic Product.

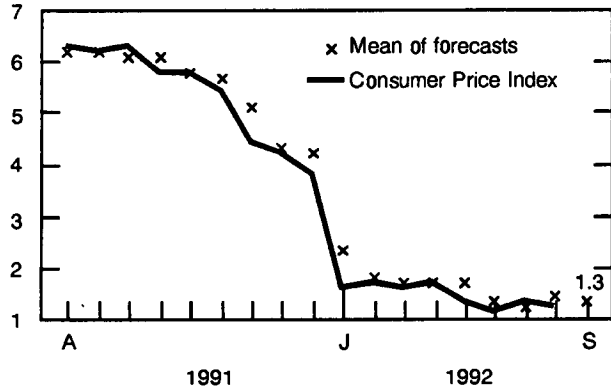
Gross Domestic Product was forecast to have changed by 0.2% between June and July 1992, with minimum and maximum changes of -0.1% and 0.3%. On September 30, Statistics Canada announced that the actual change in GDP for July was 0.0%.

For a complete set of tables or more information concerning this survey, contact Diane Lachapelle (613-951-0568). □

FORECASTS VS. ACTUAL

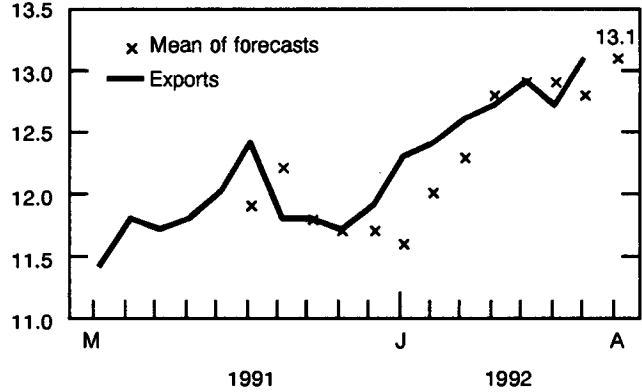
Consumer Price Index

Year-to-year percentage change



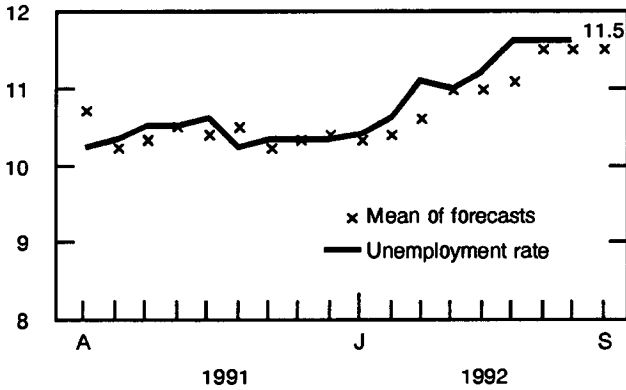
Canadian International Trade Exports

\$ billions



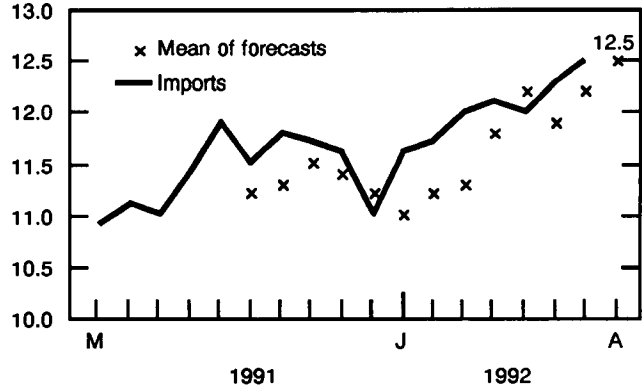
Unemployment Rate

%



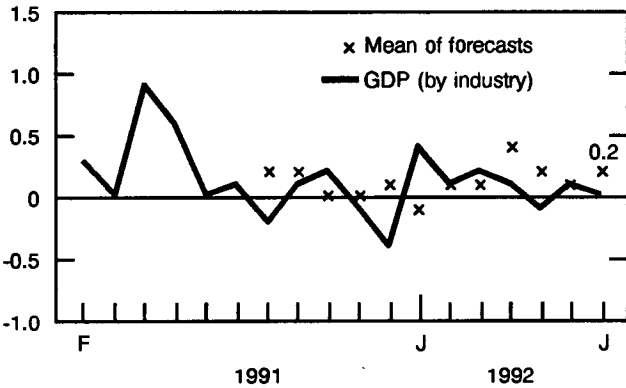
Canadian International Trade Imports

\$ billions



Gross Domestic Product (by Industry)

Percentage change



Railway Carloadings

Seven-day Period Ending September 21, 1992

Highlights

Revenue freight loaded by railways in Canada during the seven-day period totalled 4.3 million tonnes, an increase of 1.2% from the same period last year.

Piggyback traffic increased 7.2% from the year-earlier period. The number of cars loaded increased 8.2% during the same period.

The tonnage of revenue freight loaded as of September 21, 1992 decreased 3.7% from the previous year.

Note: Piggyback traffic includes trailers and containers on flat cars. Piggyback traffic numbers are included in total carload traffic. All 1991 figures and 1992 cumulative data have been revised.

For more detailed information on this release, contact Angus MacLean (613-951-2484), Surface Transport Unit, Transportation Division. ■

Process Cheese and Instant Skim Milk Powder

August 1992

Production of process cheese in August 1992 totalled 7 995 225 kilograms, an increase of 74.9% from July 1992 and an increase of 19.7% from the revised August 1991 figure. The August 1992 year-to-date production totalled 49 876 749 kilograms, compared to the year-earlier total of 51 096 719^r (revised) kilograms.

Total production of instant skim milk powder during August was 262 098 kilograms, an increase of 15.2% from July 1992 but a decrease of 29.5% from August 1991. The August 1992 year-to-date production totalled 2 890 307 kilograms, compared to the 2 966 592 kilograms a year earlier.

Available on CANSIM: matrix 188 (series 1.10).

The August 1992 issue of *Production and Inventories of Process Cheese and Instant Skim Milk Powder* (32-024, \$5/\$50) will be available at a later date.

For more detailed information on this release, contact Peter Zylstra (613-951-3511), Industry Division. ■

PUBLICATIONS RELEASED

Retail Trade, July 1992.

Catalogue number 63-005

(Canada: \$18.20/\$182; United States: US\$21.80/
US\$218; Other Countries: US\$25.50/US\$255).

Quarterly Demographic Statistics, April-June 1992.

Catalogue number 91-002

(Canada: \$7.50/\$30; United States: US\$9/US\$36;
Other Countries: US\$10.50/US\$42).

Juristat Service Bulletin: Homicide in Canada,
1991. Vol. 12, No. 18.

Catalogue number 85-002

(Canada: \$3.60/\$90; United States: US\$4.30/US\$108;
Other Countries: US\$5/US\$126).

The paper used in this publication meets the minimum requirements of American National Standard for Information Sciences - Permanence of Paper for Printed Library Materials, ANSI Z39.48 - 1984.



How to Order Publications

Simplify your search for data with the Statistics Canada Catalogue 1992. Using the keyword index, you'll find sources for statistics on all areas of Canadian social and economic activity. For easy access to over 800 Statistics Canada products and services, order the Statistics Canada Catalogue 1992 (11-204E, \$13.95; United States: US\$17; Other Countries: US\$20).

You may order Statistics Canada products and services by telephone. From Canada and the United States, call toll-free 1-800-267-6677. From all other locations, call 613-951-7277 (not toll-free).

You may purchase Statistics Canada publications by writing to Publication Sales, Room 1710, Main Building, Statistics Canada, Ottawa K1A 0T6.

Please enclose a cheque or money order payable to the Receiver General for Canada/Publications. Provide full information on each publication order (catalogue number, title, issue). Canadian customers, please add 7% GST.

Publications may also be ordered from Statistics Canada's Regional Reference Centres in St. John's, Halifax, Montreal, Ottawa, Toronto, Winnipeg, Regina, Edmonton, Calgary and Vancouver, or from authorized bookstore agents or other booksellers.

**The
Daily**

Statistics Canada's Official Release Bulletin for Statistical Information

Catalogue 11-001E. Price: Canada: \$120.00 annually; United States: US\$144.00 annually; Other Countries: US\$168.00 annually

Published by the Communications Division
Statistics Canada, 10-N, R.H. Coats Bldg., Ottawa K1A 0T6.


Senior Editor: Greg Thomson (613-951-1187)
Editor: Tim Prichard (613-951-1103)

Published by authority of the Minister responsible for Statistics Canada. © Minister of Industry, Science and Technology, 1992. All rights reserved. No part of this publication may be reproduced, stored in a retrieval system or transmitted in any form or by any means, electronic, mechanical, photocopying, recording or otherwise without prior written permission from Chief, Author Services, Publications Division, Statistics Canada, Ottawa, Ontario, Canada K1A 0T6.

STATISTICS CANADA LIBRARY
BIBLIOTHEQUE STATISTIQUE CANADA



1010110782



A PORTRAIT

PICTURE PERFECT COVER TO COVER!

In a unique combination of beautiful photography and informative text, Canada: A Portrait chronicles Canadian achievements in fields as diverse as economics, arts and culture. The latest facts and figures on our environment and people are complemented with over 200 full-colour photographs by award-winning Canadian photographers.

A best-seller for over 50 years, *Canada: A Portrait* features easy-to-read text, a handsome full-colour cover and illustrative charts, graphs and a map of Canada.

It's perfect for

- the business sector as a corporate gift
- your home library or as a coffee table book
- students and teachers as a reference tool
- the media as a resource
- tourists — both at home and abroad
- the armchair traveller

In a convenient 6" x 9" format and 260 pages, the 53rd edition of *Canada: A Portrait* (Cat. no. 11-403E) is available in separate English and French editions.

For the first time *Canada: A Portrait* is available in a deluxe hardcover, priced at \$33.00 in Canada, US \$39.95 in the United States and US \$45.95 in other countries; as well as our traditional softcover, priced at \$25.00 in Canada, US \$29.95 in the United States and US \$34.95 in other countries.

To order, write
Publication Sales,
Statistics Canada,
Ottawa, Ontario, K1A
0T6, or contact the
nearest Statistics
Canada Regional
Reference Centre listed
in this publication.

For faster ordering,
using your VISA
or MasterCard,
call toll-free
1-800-267-6677
or fax your order
to (613) 951-1584.

