



The Daily

Statistics Canada

Tuesday, November 10, 1992

NOT FOR LOAN
NE S'EMPRUNTE PAS

STATISTICS CANADA STATISTIQUE CANADA

8:30 a.m.

NOV 10 1992

LIBRARY
BIBLIOTHEQUE

MAJOR RELEASE

- **Farm Product Price Index, September 1992**
The Farm Product Price Index was down 0.2% in September.

DATA AVAILABILITY ANNOUNCEMENTS

Department Store Sales by Province and Metropolitan Area, September 1992	3
Raw Materials Price Indexes - Early Estimates, October 1992	3
Steel Primary Forms, September 1992	3
Steel Pipe and Tubing, September 1992	4

PUBLICATIONS RELEASED 5

The Daily will not appear tomorrow, Remembrance Day.



Statistics
Canada

Statistique
Canada

Canada

MAJOR RELEASE

Farm Product Price Index September 1992

The Farm Product Price Index (1986=100) for Canada stood at 97.6 in September, down 0.2% from the revised August level of 97.8. The crops index was down 4.0% to 86.4 as decreases in the cereals and potatoes indexes more than offset an increase of 4.5% in the oilseeds index. The livestock and animal products index rose 2.0% to 104.6, with increases of 2.3% in the cattle and calves index and 2.0% in the hogs index. The overall index remained at low levels not seen since the 1979/1980 crop year. The Canadian Wheat Board initial prices for wheat and barley for the 1992/93 crop year were set at levels slightly above those prevailing in July.

Percentage Changes In the Index Between August and September 1992, by Province

Newfoundland	-4.2%
Prince Edward Island	-8.8%
Nova Scotia	+1.5%
New Brunswick	-8.7%
Quebec	+2.2%
Ontario	+1.8%
Manitoba	+1.9%
Saskatchewan	-7.9%
Alberta	+1.3%
British Columbia	+0.5%
Canada	-0.2%

Crops

The crops index was down 4.0% in September to 86.4, as the cereals and potatoes indexes both decreased. In September, the crops index fell 6.2% below its year-earlier level.

- The cereals index fell 7.3% to 72.2 in September. Both wheat and barley prices declined in response to increased marketings of lower-quality grain. The cereals index dropped 9.4% below its year-earlier level.
- The oilseeds index rose 4.5% to 106.6, mainly due to higher flaxseed and canola prices. The index stood 11.7% above its September 1991 level.
- The potatoes index fell 11.5% in September, its second consecutive monthly decline, and stood 4.8% below its year-earlier level.

Livestock and Animal Products

The livestock and animal products index rose 2.0% to 104.6 in September. The cattle and calves and the hogs, poultry and dairy products indexes increased, but the eggs index decreased.

- The cattle and calves index increased 2.3% in response to higher slaughter and feeder cattle and calves prices. At 110.3, the September index was 2.5% above its September 1991 level and was at its highest level since June 1991.
- The hogs index rose 2.0% to 77.0 in September. The index stood 28.3% above its January 1991 level and 2.3% above its September 1991 level.

Available on CANSIM: matrix 176.

The September issue of the *Farm Product Price Index* (62-003, \$7.10/\$71) is scheduled for release on November 19. See "How to Order Publications".

For further information on this release, please contact Liz Leckie (613-951-2441), Farm Income and Prices Section, Agriculture Division. ■

DATA AVAILABILITY ANNOUNCEMENTS

Department Store Sales by Province and Metropolitan Area

September 1992

Department stores sales including concessions totalled \$1,045.8 million in September 1992, up 4.4% from the September 1991 figure. Concessions sales totalled \$61.5 million, 5.9% of total department store sales.

Department store sales during September 1992 for the provinces and the 10 metropolitan areas surveyed were as follows:

Department Store Sales Including Concessions and Year-over-year Percentage Changes

	Sales (\$ millions)	Year-over-year Percentage Change
Province		
Newfoundland	14.3	+4.3
Prince Edward Island	4.1	+4.8
Nova Scotia	33.4	+2.0
New Brunswick	23.3	+7.9
Quebec	182.1	-5.0
Ontario	437.4	+7.8
Manitoba	42.0	+2.8
Saskatchewan	27.7	+0.6
Alberta	115.3	+0.2
British Columbia	166.1	+11.5
Metropolitan Area		
Calgary	42.6	-0.2
Edmonton	49.9	-1.0
Halifax-Dartmouth	17.1	-3.4
Hamilton	30.6	+4.6
Montreal	99.2	-6.1
Ottawa-Hull	49.4	+2.6
Quebec City	25.6	-3.3
Toronto	169.4	+7.2
Vancouver	89.7	+8.1
Winnipeg	37.5	+3.3

Available on CANSIM: matrices 111, 112 (series 1, levels 10-12).

The September 1992 issue of *Department Store Monthly Sales, by Province and Selected Metropolitan Area* (63-004, \$2.70/\$27) will be available in January 1993.

Note to Users

Information on department store sales and stocks by major commodity lines and a seasonally adjusted estimate at the Canada level will be released in The Daily on November 25, 1992.

For further information, contact Diane Lake (613-951-9824), Retail Trade Section, Industry Division. ■

Raw Materials Price Index - Early Estimate

October 1992

The Raw Materials Price Index is estimated to have increased 1.2% in October 1992 from September 1992. The rise reflected increases for mineral fuels (4.1%), animal and vegetable products (0.7%) and wood (0.4%). The only decline was registered for metals (-2.7%). The RMPI excluding mineral fuels is estimated to have fallen 0.2% in October.

These are early estimates of the latest Raw Materials Price Index. These numbers are based on partial returns and other indicators. The regular index will be published at the end of the month.

For further information, contact the Information and Current Analysis Unit (613-951-9607), Prices Division. ■

Steel Primary Forms

September 1992

Steel primary forms production for September 1992 totalled 1 200 278 tonnes, an increase of 7.7% from 1 114 864 tonnes produced the previous year.

From January to September 1992, year-to-date production amounted to 10 245 092 tonnes, up 7.3% from 9 549 275 tonnes a year earlier.

Available on CANSIM: matrix 58 (level 2, series 3).

The September 1992 issue of *Primary Iron and Steel* (41-001, \$5/\$50) will be available at a later date.

For more detailed information on this release, contact Greg Milsom (613-951-9827), Industry Division. ■

Steel Pipe and Tubing September 1992


Steel pipe and tubing production for September 1992 totalled 114 014 tonnes, a decrease of 27.0% from the 156 270 tonnes produced a year earlier.

January to September year-to-date production totalled 959 151 tonnes, down 26.1% from 1 298 459 tonnes produced during the same period in 1991.

Available on CANSIM: matrix 35.

The September 1992 issue of *Steel Pipe and Tubing* (41-011, \$5/\$50) will be available at a later date.

For more detailed information on this release, contact Greg Milsom (613-951-9827), Industry Division. ■



Statistics Canada's Official Release Bulletin for Statistical Information

Catalogue 11-001E. Price: Canada: \$120.00 annually; United States: US\$144.00 annually; Other Countries: US\$168.00 annually

Published by the Communications Division
Statistics Canada, 10-N, R.H. Coats Bldg., Ottawa K1A 0T6.

Senior Editor: Greg Thomson (613-951-1187)
Editor: Tim Prichard (613-951-1103)

Published by authority of the Minister responsible for Statistics Canada. • Minister of Industry, Science and Technology, 1992. All rights reserved. No part of this publication may be reproduced, stored in a retrieval system or transmitted in any form or by any means, electronic, mechanical, photocopying, recording or otherwise without prior written permission from Licence Services, Marketing Division, Statistics Canada, Ottawa, Ontario, Canada K1A 0T6.

PUBLICATIONS RELEASED

Retail Trade, August 1992.

Catalogue number 63-005

(Canada: \$18.20/\$182; United States:

US\$21.80/US\$218;

Other Countries: US\$25.50/US\$255).

Exports by Commodity, August 1992.

Catalogue number 65-004

(Canada: \$55.10/\$551; United States:

US\$66.10/US\$661;

Other Countries: US\$77.10/US\$771).

Canada's International Transactions in Securities, August 1992.

Catalogue number 67-002

(Canada: \$15.80/\$158; United States: US\$19/

US\$190; Other Countries: US\$22.10/US\$221).

The paper used in this publication meets the minimum requirements of American National Standard for Information Sciences - Permanence of Paper for Printed Library Materials, ANSI Z39.48 - 1984.



How to Order Publications

Simplify your search for data with the Statistics Canada Catalogue 1992. Using the keyword index, you'll find sources for statistics on all areas of Canadian social and economic activity. For easy access to over 800 Statistics Canada products and services, order the Statistics Canada Catalogue 1992 (11-204E, \$13.95; United States: US\$17; Other Countries: US\$20).

You may order Statistics Canada products and services by telephone. From Canada and the United States, call toll-free 1-800-267-6677. From all other locations, call 613-951-7277 (not toll-free).

You may purchase Statistics Canada publications by writing to Publication Sales, Room 1710, Main Building, Statistics Canada, Ottawa K1A 0T6.

Please enclose a cheque or money order payable to the Receiver General for Canada/Publications. Provide full information on each publication order (catalogue number, title, issue). Canadian customers, please add 7% GST.

Publications may also be ordered from Statistics Canada's Regional Reference Centres in St. John's, Halifax, Montreal, Ottawa, Toronto, Winnipeg, Regina, Edmonton, Calgary and Vancouver, or from authorized bookstore agents or other booksellers.



JOIN THE *Celebration*

WITH THE MOST USEFUL AND ATTRACTIVE CANADA YEAR BOOK EVER PUBLISHED.

On the occasion of the nation's 125th anniversary of Confederation, the **1992 Canada Year Book** takes a unique look at the fascinating highlights in the development of Canada since 1867.

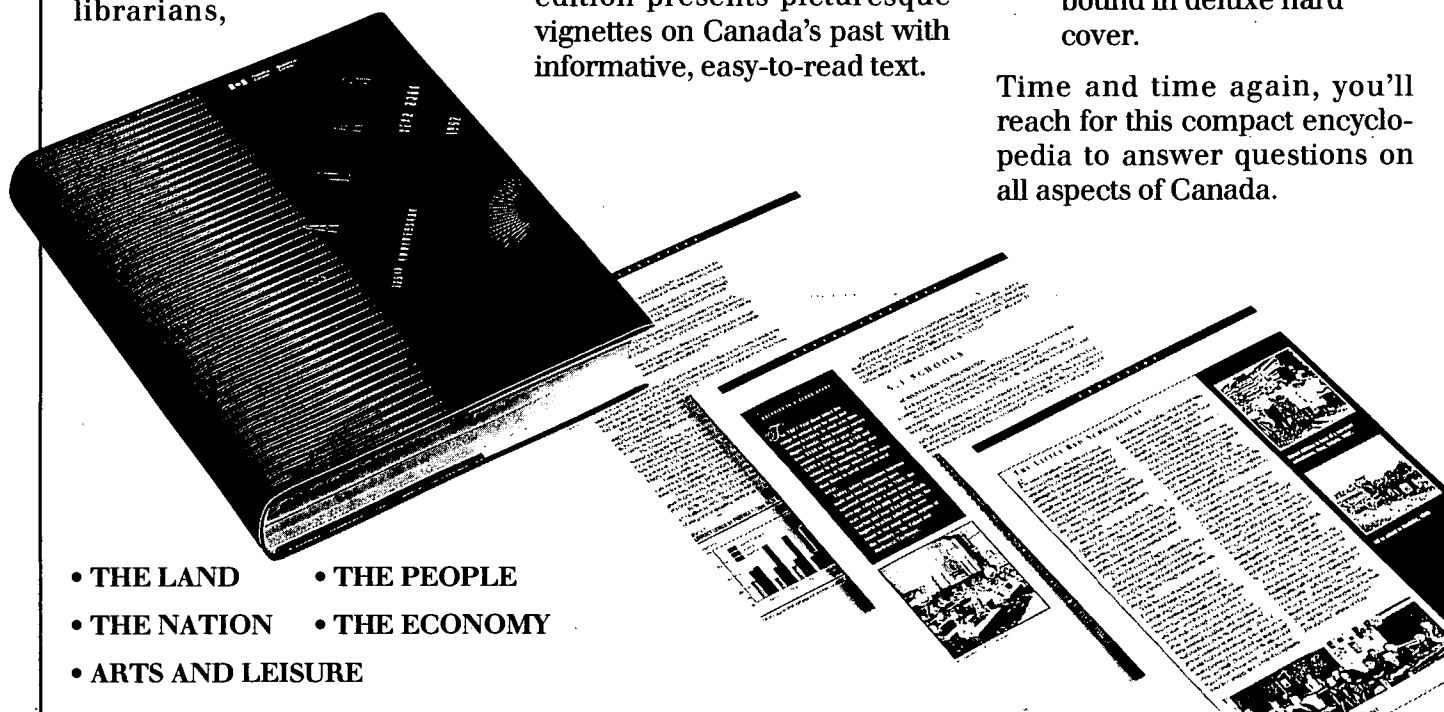
Exceptionally popular among business people, journalists, librarians,

parliamentarians, educators and diplomats for 125 years, the **1992 Canada Year Book** is designed as a comprehensive reference source for the latest on economic, political, and social information on Canada and Canadians. And for the first time, this "special collector's" edition presents picturesque vignettes on Canada's past with informative, easy-to-read text.

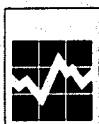
Special features include:

- a new 22cm X 30cm (9" X 12") format
- larger typeface
- over 300 rare archival photos
- historical perspectives on Canada's past
- 22 chapters, 577 pages bound in deluxe hard cover.

Time and time again, you'll reach for this compact encyclopedia to answer questions on all aspects of Canada.



- THE LAND
- THE PEOPLE
- THE NATION
- THE ECONOMY
- ARTS AND LEISURE



Available in separate English and French editions, the **Canada Year Book** (Cat. No. 11-402E) sells for \$49.95 (plus \$5.05 shipping and handling) in Canada, US \$60 in the United States, and US\$70 in other countries (includes shipping and handling).

To order, write Publication Sales, Statistics Canada, Ottawa, Ontario, K1A 0T6, or contact the nearest Statistics Canada Regional Reference Centre listed in this publication.

For faster ordering, using your VISA or MasterCard, call toll-free 1-800-267-6677 or fax your order to (613) 951-1584. Please do not send confirmation.