

# The Daily

Statistics Canada

Wednesday, April 15, 1992

For release at 8:30 a.m.

STATISTICS CANADA / STATISTIQUE CANADA

APR 15 1992

LIBRARY BIBLIOTHÈQUE

## MAJOR RELEASE

- **Building Permits, Annual Review 1991**  
 The total value of building permits issued in Canada was \$28.4 billion in 1991, down 11.8% from \$32.3 billion in 1990. This decrease was smaller than the nearly 20% reduction recorded a year earlier.

2

## DATA AVAILABILITY ANNOUNCEMENTS

- Construction Type Plywood, February 1992
- Soft Drinks, March 1992

4

4

## PUBLICATIONS RELEASED

5

NOT FOR LOAN  
 NE S'EMPRUNTE PAS



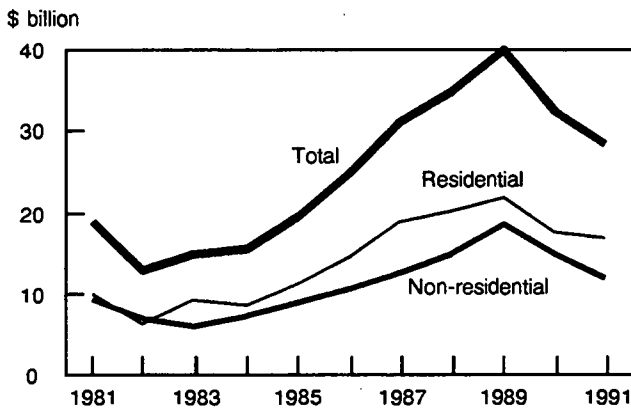
**MAJOR RELEASE**

**Building Permits**

Annual Review  
 1991

The total value of building permits issued in Canada was \$28.4 billion in 1991, down 11.8% from \$32.3 billion in 1990. This decrease was smaller than the nearly 20% reduction recorded a year earlier.


**Value of Building Permits Issued in Canada**



The decline of activity in 1991 can mainly be attributed to the significant decrease recorded in the non-residential sector (-19.7% to \$11.8 billion); in the residential sector, the decline was more moderate (-5.0% to \$16.6 billion).

Only the Yukon (+30.3%) and British Columbia (+3.0%) reported increases in the total value of building permits in 1991. The other provinces and territories all reported declines of more than 12.0%.

**Annual Percentage Change in the Total Value of Building Permits, 1991**



Metropolitan areas reported a 12.9% decrease in the total value of building permits in 1991, down to \$19.8 billion. The Toronto metropolitan area (\$5.3 billion) again ranked first in construction intentions in 1991, despite a 16.5% decrease. The metropolitan areas of Montreal (\$3.1 billion) and Vancouver (\$3.0 billion) reported declines of 16.8% and 2.5%, respectively.

In terms of the average value of residential projects per capita, the Hull metropolitan area (\$1,321) ranked first for the second year in a row, followed by the metropolitan areas of Sudbury (\$1,264) and Vancouver (\$1,221). With regards to the average value of non-residential projects per capita, the metropolitan area of Trois-Rivières (\$787) ranked first in 1991, followed by Ottawa (\$733) and Vancouver (\$674).

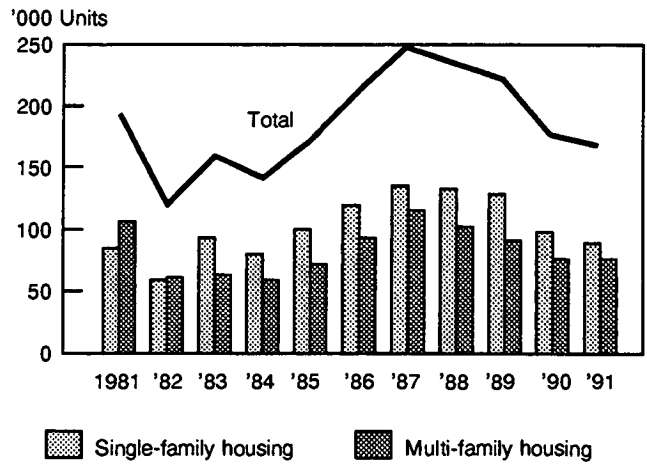
The number of dwelling units authorized in 1991 fell 4.8% to 166,500 units. This was the fourth consecutive annual decrease and a total decline of 33.0% from the peak of 248,700 units authorized in 1987. The 4.8% drop can be almost totally attributed to the single-family dwelling sector (-8.1%), since the multi-family dwelling sector reported only a very slight decline (-0.6%).

**Available on CANSIM: matrices 129, 137, 443, 989-992, 994, 995 and 4073.**

The 1991 annual publication of *Building Permits* (64-203, \$56) is scheduled for release the last week of April.

For further information on statistics, contact Pierre Pichette (613-951-2585) or Marcel Poirier (613-951-2026). For analytical information, contact Paul Gratton (613-951-2025), Current Investment Indicators Section, Investment and Capital Stock Division. ■

**Dwelling Units Authorized in Canada**



---

## DATA AVAILABILITY ANNOUNCEMENTS

---

### Construction Type Plywood

February 1992

Canadian firms produced 156 304 cubic metres of construction type plywood during February 1992, a 40.2% increase from the 111 475 cubic metres produced during February 1991.

January to February 1992 production totalled 294068 cubic metres, a 30.1% increase from the 225987 cubic metres produced during the same period in 1991.

**Available on CANSIM: matrix 122 (level 1).**

The February 1992 issue of *Construction Type Plywood* (35-001, \$5/\$50) will be available at a later date. See "How to Order Publications".

For more detailed information on this release, contact Jock Dobie (604-666-2671), Pacific Region, Statistics Canada, Sinclair Centre, 757 West Hastings Street, Vancouver, B.C. V6C 3C9. ■

### Soft Drinks

March 1992

Data on soft drinks for March 1992 are now available.

**Available on CANSIM: matrix 196.**

*Monthly Production of Soft Drinks* (32-001, \$2.70/\$27) will be released at a later date.

For further information, contact Peter Zylstra (613-951-3511), Industry Division. ■

---

## PUBLICATIONS RELEASED

---

**Fur Production, 1990-91.**  
**Catalogue number 23-207**  
(Canada: \$34; United States: US\$41;  
Other Countries: US\$48).

**Primary Iron and Steel, February 1992.**  
**Catalogue number 41-001**  
(Canada: \$5/\$50; United States: US\$6/US\$60;  
Other Countries: US\$7/US\$70).

**Consumer Price Index, March 1992.**  
**Catalogue number 62-001**  
(Canada: \$9.30/\$93; United States: US\$11.20/\$112;  
Other Countries: US\$13/\$130).  
**Available at 7:00 a.m. on Thursday, April 16, 1992.**

**Farm Product Price Index, February 1992.**  
**Catalogue number 62-003**  
(Canada: \$7.10/\$71; United States: US\$8.50/US\$85;  
Other Countries: US\$9.90/US\$99).

---

The paper used in this publication meets the minimum requirements of American National Standard for Information Sciences - Permanence of Paper for Printed Library Materials, ANSI Z39.48 - 1984.



### How to Order Publications

*Simplify your search for data with the Statistics Canada Catalogue 1992. It includes sources for key statistics on all areas of Canadian social and economic activity. Using the keyword index, you'll find what you need in seconds. For easy access to over 800 Statistics Canada products and services, order the Statistics Canada Catalogue 1992 (11-204E, \$13.95; United States: US\$17; Other Countries: US\$20).*

*You may purchase Statistics Canada publications by writing to Publication Sales, Room 1710, Main Building, Statistics Canada, Ottawa K1A 0T6 or by calling 613-951-7277.*

*Please enclose a cheque or money order payable to the Receiver General for Canada/Publications. Provide full information on each publication order (catalogue number, title, issue). Canadian customers, please add 7% GST to your order.*

*To order Statistics Canada products and services toll-free, dial 1-800-267-6677 from within Canada. For orders from outside Canada, dial 613-951-7277.*

*Publications may also be ordered through Statistics Canada's offices in St. John's, Halifax, Montreal, Ottawa, Toronto, Winnipeg, Regina, Edmonton, Calgary and Vancouver, or from authorized bookstore agents or other booksellers.*

**The  
Daily**

### Statistics Canada's Official Release Bulletin for Statistical Information

Catalogue 11-001E. Price: Canada: \$120.00 annually; United States: US\$144.00 annually; Other Countries: US\$168.00 annually

Published by the Communications Division  
Statistics Canada, 10-L, R.H. Coats Bldg., Ottawa K1A 0T6.

Senior Editor: Greg Thomson (613-951-1116)  
Editor: Tim Prichard (613-951-1103)

Published by authority of the Minister responsible for Statistics Canada. © Minister of Industry, Science and Technology, 1992. All rights reserved. No part of this publication may be reproduced, stored in a retrieval system or transmitted in any form or by any means, electronic, mechanical, photocopying, recording or otherwise without prior written permission from Chief, Author Services, Publications Division, Statistics Canada, Ottawa, Ontario, Canada K1A 0T6.



1010090213

# ... and other monthly report on the Canadian Economy has this much to offer



## Canadian Economic Observer

The most extensive and timely information source for people who want objective facts and analysis on the Canadian Economy... every month.

## Current economic conditions

Brief, "to the point" a current update summary of the economy's performance including trend analyses on employment, output, demand and the leading indicator.

## Feature articles

In-depth research on current business and economic issues: business cycles, employment trends, personal savings, business investment plans and corporate concentration.

## Statistical summary

Statistical tables, charts and graphs cover national accounts, output, demand, trade, labour and financial markets.

## Regional analysis

Provincial breakdowns of key economic indicators.

## International overview

Digest of economic performance of Canada's most important trading partners — Europe, Japan and the U.S.

## Economic and statistical events

Each month, CEO also publishes a chronology of current events that will affect the economy, and information notes about new products from Statistics Canada.

## Consult with an expert

The names and phone numbers of the most appropriate Statistics Canada contacts are provided with each data table in the statistical summary; not only can you read the data and the analysis, you can talk to the experts about it.

## The Canadian Economic Observer

(Catalogue no. 11-010) is \$220 annually in Canada, US\$260 in the United States and US\$310 in other countries.

To order, write Publication Sales, Statistics Canada, Ottawa, Ontario, K1A 0T6 or contact the nearest Statistics Canada Regional Reference Centre listed in this publication.

For faster service, fax your order to 1-613-951-1584. Or call toll free at 1-800-267-6677 and use your VISA or MasterCard.