



The Daily

Statistics Canada

Wednesday, May 20, 1992

NOT FOR LOAN

For release at 8:30 a.m.

MAY 20 1992

MAJOR RELEASE

NE S'EMPRUNTE PAS

STATISTICS CANADA / STATISTIQUE CANADA
 LIBRARY / BIBLIOTHÈQUE

- **Preliminary Statement of Canadian International Trade, March 1992** 2
 Canada's trade figures for March were encouraging, with exports reaching a record level and imports posting the second highest total ever.

DATA AVAILABILITY ANNOUNCEMENTS

- Export and Import Price Indexes, March 1992 4
- Construction Type Plywood, March 1992 4
- Production, Shipments and Stocks on Hand of Sawmills in British Columbia, March 1992 4

PUBLICATIONS RELEASED 5



MAJOR RELEASE

Preliminary Statement of Canadian International Trade

March 1992

After a fairly flat February, Canada's trade figures for March were much more encouraging, with exports reaching a record level and imports posting the second highest total ever.

Exports increased \$364 million to \$12.8 billion. The increase was dominated by the more stable export component (up \$375 million) with exports of machinery and equipment excluding aircraft and other transportation equipment up \$220 million and industrial goods and materials up \$156 million. There were small declines in exports of forestry products and miscellaneous consumer goods.

Among the more volatile commodities, exports of energy products (\$36 million) and aircraft and other transportation equipment increased (\$21 million). In contrast, automotive products exports fell by \$11 million and wheat exports dropped by \$83 million. Exports to the United States reached \$9.8 billion, their highest level ever.

Imports rose \$719 million to reach \$11.9 billion. As with exports, most of the increase was generated by those commodities which tend to show fairly steady month-to-month changes. Increases were registered for industrial goods (\$430 million), machinery and equipment excluding aircraft and other transportation equipment (\$234 million), agricultural and fishing products (\$55 million), miscellaneous consumer goods (\$48 million), and forestry products (\$4 million).

Among the more volatile commodities, imports of aircraft and other transportation equipment increased by \$74 million, and automotive products imports were up \$17 million; imports of energy products fell by \$58 million. Increases were recorded for imports from all major trading partners except the United Kingdom. Imports from the United States rose to \$8.2 billion, their highest level since last September.

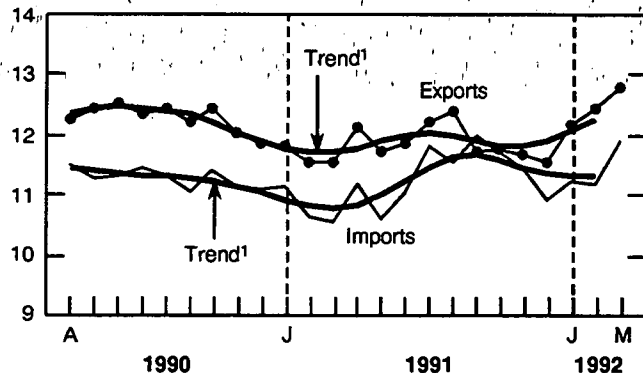
As a result of the larger increase in imports compared to exports, the merchandise trade surplus declined from the revised February balance of \$1.2 billion to \$888 million in March.

Available on CANSIM: matrices 3620-3629, 3651, 3685-3713, 3718, 3719, 3887-3913.

Merchandise Trade

Seasonally Adjusted
 Balance of Payments Basis

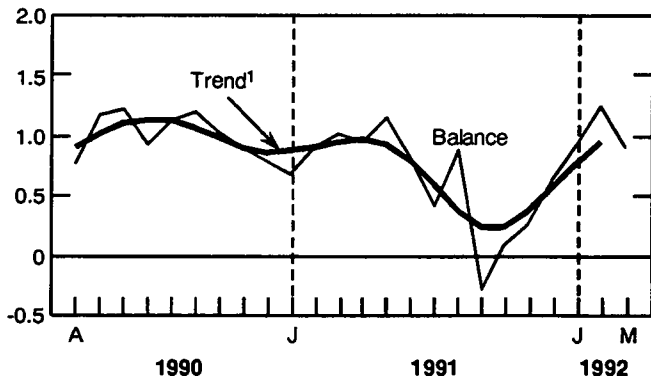
Billions of dollars



Merchandise Trade Balance

Seasonally Adjusted
 Balance of Payments Basis

Billions of dollars



¹ The short-term trend represents a weighted average of the data.

Current account data, which incorporate merchandise trade statistics as well as data concerning trade in services and capital account movements, are available on a quarterly basis in *Canada's Balance of International Payments* (67-001, \$27.50/\$110).

For further information on international trade statistics (detailed tables, charts and a more complete analysis) order *Preliminary Statement of Canadian International Trade* (65-001P, \$10/\$100), now available. For more timely receipt of the data, a fax service is available on the morning of release (10-002, \$250). See "How to Order Publications".

For more detailed information on statistics, concepts and definitions, the March 1992 issue of

Summary of Canadian International Trade (65-001, \$18.20/\$182) will be available the first week of June, or contact Gordon Blaney (613-951-9647), Client Services Section, or Marlene Sterparn (613-951-1711) (for analysis information), or Denis Pilon (613-951-4808) (for price index information), Macroeconomic Analysis Section, International Trade Division. ■

DATA AVAILABILITY ANNOUNCEMENTS

Export and Import Price Indexes

March 1992

Current and fixed weighted export and import price indexes (1986 = 100) on a balance of payments basis are now available. Price indexes are listed from January 1986 to March 1992 for the five commodity sections and the 62/61 major commodity groups.

Customs-based current and fixed weighted U.S. price indexes are also available. Price indexes are listed from January 1986 to March 1992 on a 1986 = 100 basis. Included with the U.S. commodity indexes are the 10 "All Countries" and "U.S. only" SITC section indexes.

Available on CANSIM: matrices 3620-3629, 3651 and 3685.

The March 1992 issue of *Summary of Canadian International Trade* (65-001, \$18.20/\$182) will be available the first week of June. See "How to Order Publications".

For further information on this release, contact Denis Pilon (613-951-4808), Price Index Unit, International Trade Division. ■

Construction Type Plywood

March 1992

Canadian firms produced 169 482 cubic metres of construction type plywood during March 1992, a 27.9% increase from the 132 540 cubic metres produced during March 1991.

January to March 1992 production totalled 463 551 cubic metres, a 29.3% increase from the 358 527 cubic metres produced during the same period in 1991.

Available on CANSIM: matrix 122 (level 1).

The March 1992 issue of *Construction Type Plywood* (35-001, \$5/\$50) will be available at a later date. See "How to Order Publications".

For more detailed information on this release, contact Jock Dobie (604-666-2671), Pacific Region, Statistics Canada, Sinclair Centre, 757 West Hastings Street, Vancouver, B.C. V6C 3C9. ■

Production, Shipments and Stocks on Hand of Sawmills in British Columbia

March 1992

Sawmills in British Columbia produced 3 029 300 cubic metres of lumber and ties in March 1992, a 15.4% increase from the 2 624 700 cubic metres produced in March 1991.

January to March 1992 production was 8 427 500 cubic metres, a 12.5% increase from the 7 493 800 cubic metres produced over the same period in 1991.

Available on CANSIM: matrix 53 (series 1.2, 2.2 and 3.2).

The March 1992 issue of *Production, Shipments and Stocks on Hand of Sawmills in British Columbia* (35-003, \$7.10/\$71) will be available at a later date. See "How to Order Publications".

For more detailed information on this release, contact Jock Dobie (604-666-2671), Pacific Region, Statistics Canada, Sinclair Centre, 757 West Hastings Street, Vancouver, B.C. V6C 3C9. ■

PUBLICATIONS RELEASED

Particleboard, Waferboard and Fibreboard, March 1992.

Catalogue number 36-003

(Canada: \$5/\$50; United States: US\$6/US\$60;
Other Countries: US\$7/US\$70).

Consumer Price Index, April 1992.

Catalogue number 62-001

(Canada: \$9.30/\$93; United States: US\$11.20/
\$112; US\$13/\$130).

Available at 7:00 a.m. on Thursday, May 21, 1992.

Farm Product Price Index, March 1992.

Catalogue number 62-003

(Canada: \$7.10/\$71; United States: US\$8.50/US\$85;
Other Countries: US\$9.90/US\$99).

Preliminary Statement of Canadian International Trade, March 1992.

Catalogue number 65-001P

(Canada: \$10/\$100; United States: US\$12/US\$120;
Other Countries: US\$14/US\$140).

The Labour Force, April 1992.

Catalogue number 71-001

(Canada: \$17.90/\$179; United States:
US\$21.50/US\$215; Other Countries:
US\$25.10/US\$251).

The paper used in this publication meets the minimum requirements of American National Standard for Information Sciences - Permanence of Paper for Printed Library Materials, ANSI Z39.48 - 1984.



How to Order Publications

Simplify your search for data with the Statistics Canada Catalogue 1992. It includes sources for key statistics on all areas of Canadian social and economic activity. Using the keyword index, you'll find what you need in seconds. For easy access to over 800 Statistics Canada products and services, order the Statistics Canada Catalogue 1992 (11-204E, \$13.95; United States: US\$17; Other Countries: US\$20).

You may purchase Statistics Canada publications by writing to Publication Sales, Room 1710, Main Building, Statistics Canada, Ottawa K1A 0T6 or by calling 613-951-7277.

Please enclose a cheque or money order payable to the Receiver General for Canada/Publications. Provide full information on each publication order (catalogue number, title, issue). Canadian customers, please add 7% GST to your order.

To order Statistics Canada products and services toll-free, dial 1-800-267-6677 from within Canada. For orders from outside Canada, dial 613-951-7277.

Publications may also be ordered through Statistics Canada's offices in St. John's, Halifax, Montreal, Ottawa, Toronto, Winnipeg, Regina, Edmonton, Calgary and Vancouver, or from authorized bookstore agents or other booksellers.

**The
Daily**

Statistics Canada's Official Release Bulletin for Statistical Information

Catalogue 11-001E. Price: Canada: \$120.00 annually; United States: US\$144.00 annually; Other Countries: US\$168.00 annually

Published by the Communications Division
Statistics Canada, 10-L, R.H. Coats Bldg., Ottawa K1A 0T6.

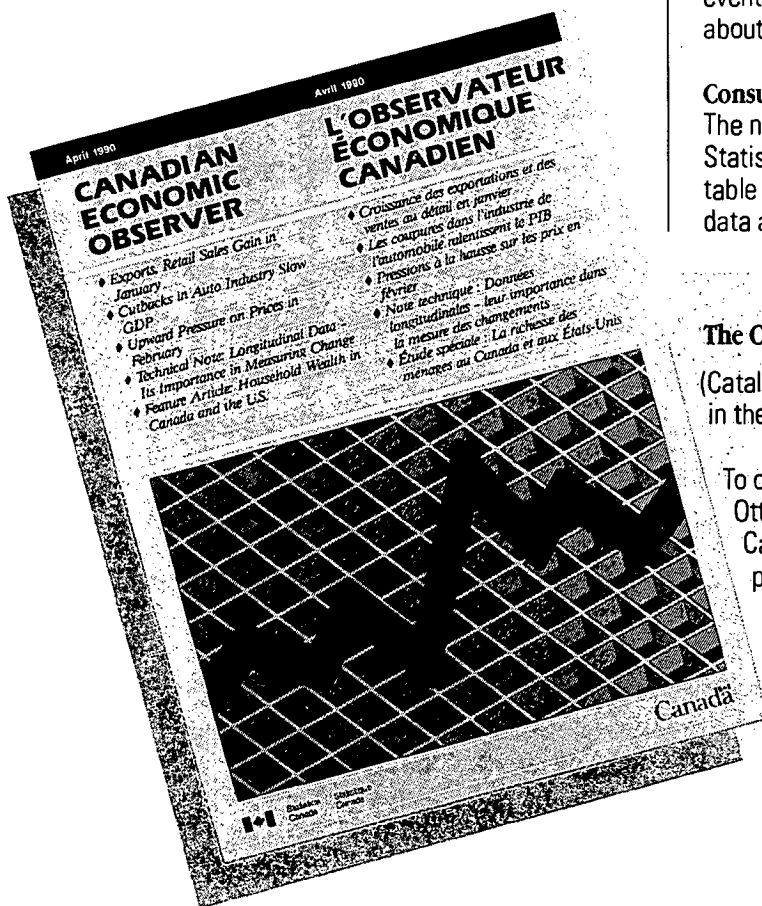
Senior Editor: Greg Thomson (613-951-1116)
Editor: Tim Prichard (613-951-1103)

Published by authority of the Minister responsible for Statistics Canada. © Minister of Industry, Science and Technology, 1992. All rights reserved. No part of this publication may be reproduced, stored in a retrieval system or transmitted in any form or by any means, electronic, mechanical, photocopying, recording or otherwise without prior written permission from Chief, Author Services, Publications Division, Statistics Canada, Ottawa, Ontario, Canada K1A 0T6.



1010091603

monthly report on the Canadian Economy has this much to offer



Canadian Economic Observer

The most extensive and timely information source for people who want objective facts and analysis on the Canadian Economy... every month.

Current economic conditions

Brief, "to the point" a current update summary of the economy's performance including trend analyses on employment, output, demand and the leading indicator.

Feature articles

In-depth research on current business and economic issues: business cycles, employment trends, personal savings, business investment plans and corporate concentration.

Statistical summary

Statistical tables, charts and graphs cover national accounts, output, demand, trade, labour and financial markets.

Regional analysis

Provincial breakdowns of key economic indicators.

International overview

Digest of economic performance of Canada's most important trading partners — Europe, Japan and the U.S.

Economic and statistical events

Each month, CEO also publishes a chronology of current events that will affect the economy, and information notes about new products from Statistics Canada.

Consult with an expert

The names and phone numbers of the most appropriate Statistics Canada contacts are provided with each data table in the statistical summary; not only can you read the data and the analysis, you can talk to the experts about it.

The Canadian Economic Observer

(Catalogue no. 11-010) is \$220 annually in Canada, US\$260 in the United States and US\$310 in other countries.

To order, write Publication Sales, Statistics Canada, Ottawa, Ontario, K1A 0T6 or contact the nearest Statistics Canada Regional Reference Centre listed in this publication.

For faster service, fax your order to 1-613-951-1584. Or call toll free at 1-800-267-6677 and use your VISA or MasterCard.