

The Daily

Statistics Canada

Wednesday, June 10, 1992

For release at 8:30 a.m.


MAJOR RELEASE

- **New Housing Price Index, April 1992** 2
The Canada Total New Housing Price Index (1986 = 100) increased 0.2% in April 1992 from March 1992.

DATA AVAILABILITY ANNOUNCEMENT

- Department Store Sales by Province and Metropolitan Area, April 1992 4

PUBLICATIONS RELEASED

5

MAJOR RELEASE

New Housing Price Index

April 1992

The New Housing Price Index (NHPI, 1986 = 100) for Canada stood at 134.1 in April, up 0.2% from the March 1992 level. The estimated House Only index increased 0.1% and the Land Only index increased 0.7%.

The largest monthly increases in new housing prices were registered in Regina (2.0%), Victoria (1.6%) and Vancouver (1.4%); the largest monthly decreases were recorded in Sudbury-Thunder Bay (-1.3%), Kitchener-Waterloo (-0.8%) and Windsor (-0.8%).

This index of Canadian housing contractors' selling prices stood 0.4% higher in April than the year-earlier level. This movement mainly reflected the offsetting impacts of decreases, such as in Kitchener-Waterloo (-3.2%), Hamilton (-3.1%) and Toronto (-2.9%), compared to increases in cities such as Vancouver (8.6%) and Victoria (5.2%).

Note to Users

Users should note that the NHPI reflects selling price changes from the contractor's perspective rather than the purchaser's. The analytical index more closely follows a purchase price concept, although it has not been adjusted for all possible costs.

Analytical Index

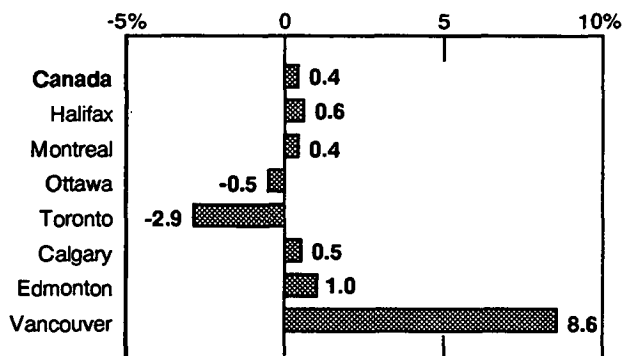
Prices Division has calculated an analytical index in which current regulations concerning the GST and relevant new housing rebates are applied to the current price sample to calculate an index that includes the estimated net effect of the GST on purchasers of these houses. In April 1992 this index was 139.9, up 0.3% from the revised Canada Total level of 139.5 for March 1992.

Available on CANSIM: matrix 2032.

The second quarter 1992 issue of *Construction Price Statistics* (62-007, \$18/\$72) will be available in September. See "How to Order Publications".

For more detailed information on this release, please contact the Information and Current Analysis Unit (613-951-9607), Prices Division. □

Percentage Change in New Housing Price Index from Same Month of the Previous Year, Canada and Selected Cities, April 1992



New Housing Price Indexes

1986 = 100

	April 1992	March 1992	April 1991	% change	
				April 1992/ March 1992	April 1992/ April 1991
Canada Total	134.1	133.8	133.6	0.2	0.4
Canada (House only)	124.6	124.5	124.1	0.1	0.4
Canada (Land only)	162.3	161.2	160.1	0.7	1.4
St. John's	126.8	126.8	126.7	-	0.1
Halifax	109.8	109.7	109.1	0.1	0.6
Saint John-Moncton-Fredericton	115.4	115.4	113.6	-	1.6
Quebec City	135.2	134.8	133.6	0.3	1.2
Montreal	134.8	134.8	134.3	-	0.4
Ottawa-Hull	122.9	122.8	123.5	0.1	-0.5
Toronto	141.8	141.7	146.1	0.1	-2.9
Hamilton	132.5	132.9	136.8	-0.3	-3.1
St. Catharines-Niagara	133.0	132.5	134.4	0.4	-1.0
Kitchener-Waterloo	125.4	126.4	129.6	-0.8	-3.2
London	146.5	146.5	144.2	-	1.6
Windsor	127.3	128.3	128.0	-0.8	-0.5
Sudbury-Thunder Bay	131.5	133.2	134.1	-1.3	-1.9
Winnipeg	108.3	108.0	108.3	0.3	-
Regina	115.3	113.0	111.4	2.0	3.5
Saskatoon	107.2	106.9	106.4	0.3	0.8
Calgary	132.9	132.6	132.3	0.2	0.5
Edmonton	141.0	141.3	139.6	-0.2	1.0
Vancouver	133.1	131.3	122.6	1.4	8.6
Victoria	126.8	124.8	120.5	1.6	5.2

- Nil or zero.

DATA AVAILABILITY ANNOUNCEMENT

Department Store Sales by Province and Metropolitan Area

April 1992

Department stores sales including concessions totalled \$1,020 million in April 1992. After allowing for differences in trading days, department store sales increased 6% from April 1991. Concessions sales totalled \$62 million, 6% of total department store sales.

Department store sales during April 1992 for the provinces and the 10 metropolitan areas surveyed were as follows:

Department Store Sales Including Concessions and Year-to-year Percentage Changes

	Sales (\$ millions)	Year-to-year Percentage Change
Province		
Newfoundland	14.0	+ 7.8
Prince Edward Island	4.2	+10.4
Nova Scotia	33.8	+9.8
New Brunswick	22.8	+9.1
Quebec	201.8	+10.1
Ontario	413.2	+ 7.0
Manitoba	42.7	+3.0
Saskatchewan	29.6	+11.2
Alberta	111.7	+ 1.8
British Columbia	146.1	+4.0
Metropolitan Area		
Calgary	40.3	-1.0
Edmonton	48.6	+ 1.3
Halifax-Dartmouth	17.5	+8.0
Hamilton	29.1	+4.4
Montreal	106.7	+10.1
Ottawa-Hull	49.7	+7.5
Quebec City	27.7	+11.6
Toronto	156.0	+4.5
Vancouver	77.4	+0.1
Winnipeg	37.8	+4.6

Note to Users

Information on department store sales and stocks by major commodity lines and a seasonally adjusted estimate at the Canada level will be released in *The Daily* on June 23.

Available on CANSIM: matrices 111, 112 (series 1, levels 10 to 12).

The April 1992 issue of *Department Store Monthly Sales, by Province and Selected Metropolitan Area* (63-004, \$2.70/\$27) will be available in July. See "How to Order Publications".

For further information, contact Diane Lake (613-951-9824) or Tom Newton (613-951-3552), Retail Trade Section, Industry Division. ■

PUBLICATIONS RELEASED

Production of Poultry and Eggs, 1991.
Catalogue number 23-202
(Canada: \$34; United States: US\$41; Other Countries: US\$48).

Specified Domestic Electrical Appliances, April 1992.
Catalogue number 43-003
(Canada: \$5/\$50; United States: US\$6/US\$60; Other Countries: US\$7/US\$70).

Factory Sales of Electric Storage Batteries, April 1992.
Catalogue number 43-005
(Canada: \$5/\$50; United States: US\$6/US\$60; Other Countries: US\$7/US\$70).

Industrial Chemicals and Synthetic Resins, April 1992.
Catalogue number 46-002
(Canada: \$5.60/\$56; United States: US\$6.70/US\$67; Other Countries: US\$7.80/US\$78).

Export by Commodity, March 1992.
Catalogue number 65-004
(Canada: \$55.10/\$551; United States: US\$66.10/US\$661; Other Countries: US\$77.10/US\$771).

The paper used in this publication meets the minimum requirements of American National Standard for Information Sciences - Permanence of Paper for Printed Library Materials, ANSI Z39.48 - 1984.



How to Order Publications

Statistics Canada publications may be purchased by mail order from Publication Sales, Room 1710, Main Building, Statistics Canada, Ottawa K1A 0T6 or phone 613-951-7277.

Please enclose cheque or money order payable to the Receiver General for Canada/Publications and provide full information on publications required (catalogue number, title, issue). Canadian customers, please remember to add 7% Goods and Services Tax.

Publications may also be ordered through Statistics Canada's offices in St. John's, Halifax, Montreal, Ottawa, Toronto, Winnipeg, Regina, Edmonton, Calgary and Vancouver, or from authorized bookstore agents or other booksellers.

A national toll-free telephone order service is in operation at Statistics Canada. The toll-free line (1-800-267-6677) can be used by Canadian customers for the ordering of Statistics Canada products and services.

**The
Daily**

Statistics Canada's Official Release Bulletin for Statistical Information

Catalogue 11-001E. Price: Canada: \$120.00 annually; United States: US\$144.00 annually; Other Countries: US\$168.00 annually

Published by the Communications Division
Statistics Canada, 10-L, R.H. Coats Bldg., Ottawa K1A 0T6.

Senior Editor: Greg Thomson (613-951-1116)
Editor: Tim Prichard (613-951-1103)

Published by authority of the Minister responsible for Statistics Canada. © Minister of Industry, Science and Technology, 1992. All rights reserved. No part of this publication may be reproduced, stored in a retrieval system or transmitted in any form or by any means, electronic, mechanical, photocopying, recording or otherwise without prior written permission from Chief, Author Services, Publications Division, Statistics Canada, Ottawa, Ontario, Canada K1A 0T6.



1010094778

INTRODUCING


Canada's essential employment and income information - now in one quarterly journal

If you're responsible for developing employment strategies, negotiating labour contracts, forecasting economic trends, or administering social programs, you'll find *Perspectives on Labour and Income* indispensable.

It will keep you up-to-date on the latest Canadian trends in employment... *unemployment insurance, pensions, and industry changes...* and income... *earning gaps between men and women, family income and spending habits, and more.*

Every issue of this quarterly journal contains:

- **Feature Articles...** in-depth information on vital topics: the expansion of service industries; work absences; youth employment; low income families; regional wage disparities and other current issues.
- **Forum...** an arena for discussion among researchers and readers
- **Sources...** a compendium of new information sources, news and updates on current research
- **Key Labour and Income Facts...** lets you monitor the trends with over 60 indicators on a national and provincial level, including employment and unemployment figures; information on earnings and hours of work; labour and family income.



**Don't miss a single issue.
Order your subscription today!**

Perspectives on Labour and Income

(Catalogue No. 75-001E) is \$53 annually (4 issues) in Canada, US\$64 in the United States and US\$74 in other countries.

To order, write: Publication Sales, Statistics Canada, Ottawa, Ontario, K1A 0T6, or contact your nearest Statistics Canada Regional Reference Centre, listed in this publication.

For faster service, using VISA or MasterCard, call toll-free,

1-800-267-6677