



The Daily

Statistics Canada

Tuesday, June 2, 1992

NOT FOR LOAN

For release at 8:30 a.m. 2 1992

MAJOR RELEASE

NE S'EMPRUNTE PAS

LIBRARY
BIBLIOTHÈQUE


- **Short-term Expectations Survey** 2
A new series of forecasts from a small group of economists is released today.

DATA AVAILABILITY ANNOUNCEMENTS

- Vending Machine Operators, 1990 4
- Coal and Coke Statistics, March 1992 4

PUBLICATIONS RELEASED 5

REGIONAL REFERENCE CENTRES 6



Population and Dwelling Counts 1991 Census

The Population and Dwelling Count series provides the final, unrounded counts for all of Canada. Each publication in the series deals with a different geographic area.

Federal Electoral Districts (93-302, \$30) presents 1991 population and dwelling counts for federal electoral districts (FED) and population counts for the census subdivision components of each FED. A map of federal electoral district boundaries is provided.

Census Metropolitan Areas and Census Agglomerations (93-303, \$30) provides 1986 and 1991 population counts for census metropolitan areas and census agglomerations. Information on the components (census subdivisions, urbanized core, urban and rural fringes) of these two geographical areas is also included.

Urban Areas (93-305, \$35) presents 1986 and 1991 population and dwelling counts for all urban areas in Canada. The 1991 population counts for urban and rural areas within census divisions and census subdivisions are included in this publication.

Federal Electoral Districts (93-302, \$30), Census Metropolitan Areas and Census Agglomerations (93-303, \$30) and Urban Areas (93-305, \$35) are now available. See "How to Order Publications".

For more information, contact your nearest Statistics Canada Regional Reference Centre.



Statistics
Canada

Statistique
Canada

Canada

MAJOR RELEASE

Short-term Expectations Survey

The following are the forecasts of the year-over-year change in the Consumer Price Index and the unemployment rate for May 1992, of merchandise exports and imports for April 1992, and of Gross Domestic Product for March 1992.

The increase in the Consumer Price Index for May was forecast at 1.7%, with minimum and maximum values of 1.5% and 1.9%, respectively. The mean forecast for April matched the actual value of 1.7%.

The mean forecast of the unemployment rate for May was 11.0% (minimum 10.8%, maximum 11.2%). For April, the mean forecast also matched the outcome of 11.0%.

April merchandise exports were forecast to be \$12.8 billion, with a minimum and maximum of \$12.0 billion and \$13.5 billion, respectively. For March, the mean forecast underestimated the outcome by \$0.5 billion. The forecast of imports for the same period was \$11.8 billion, with minimum and maximum values of \$11.0 billion and \$12.5 billion, respectively. In

Note to Users

Since April 1990, Statistics Canada has been canvassing a small group of economic analysts (an average of 24 participants) and requesting from them a one-month-ahead forecast of key economic indicators. The experience to date suggests that the results of this survey are found useful by the public at large.

This month, participants were asked for their monthly forecasts of the year-to-year change in the Consumer Price Index, the unemployment rate, merchandise exports and imports, and the monthly change in the Gross Domestic Product.

March, the mean forecast was overestimated by \$0.6 billion.

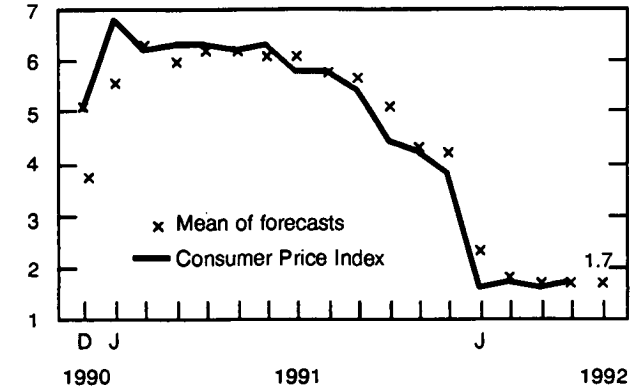
Gross Domestic Product was forecast to have changed by 0.1% between February and March 1992, with minimum and maximum changes of -0.2% and 0.3%. On May 29, Statistics Canada announced that the actual change in GDP for March was 0.3%.

For a complete set of tables or more information concerning this survey, contact Diane Lachapelle (613-951-0568).

FORECASTS VS. ACTUAL

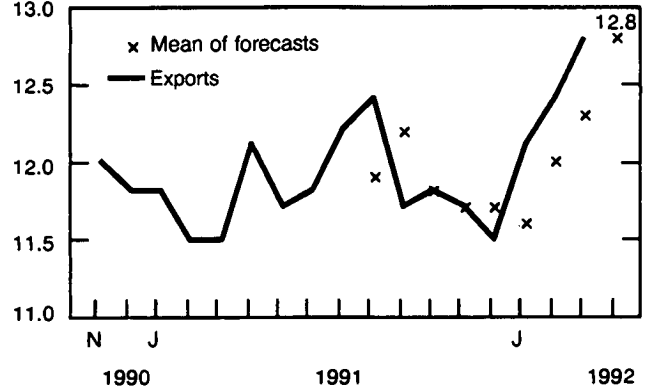
Consumer Price Index

Year-to-year percentage change



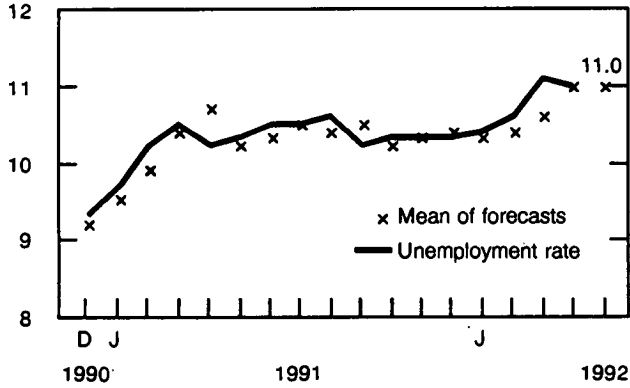
Canadian International Trade Exports

\$ billions



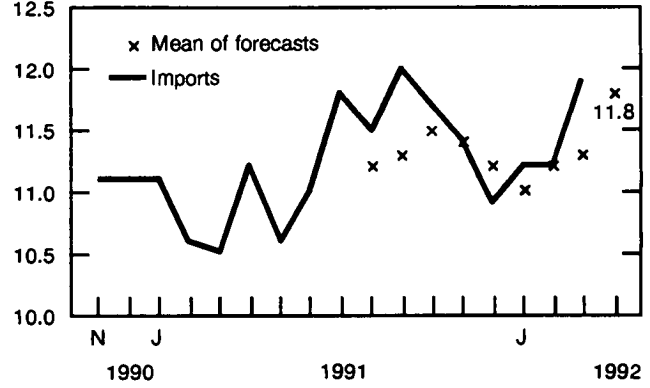
Unemployment Rate

%



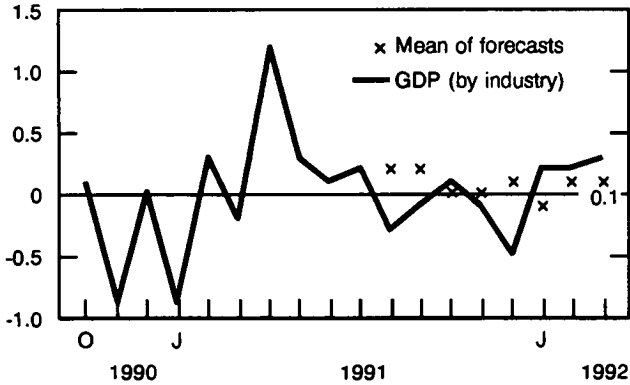
Canadian International Trade Imports

\$ billions



Gross Domestic Product (by Industry)

Percentage change



DATA AVAILABILITY ANNOUNCEMENTS

Vending Machine Operators

1990

- Vending machine operators in Canada reported sales of \$479.6 million in 1990, an 8.7% increase from \$441.3 million in 1989.
- The two largest commodities, coffee and cigarettes, reported sales increases. Coffee machine sales were up 6.8% to \$137.2 million and represented 28.6% of total vending machine revenue. Sales through cigarette vending machines increased 0.7% to \$91.2 million, accounting for 19% of total revenue.
- Business offices and industrial plants continued to be the most popular locations for vending machines.
- The number of machines in operation decreased slightly to 212,764 machines in 1990 from 213,077 in 1989.
- In 1990, a total of 739 businesses were classified as vending machine operators, an increase of 106 firms (16.7%) from 1989.

The 1990 issue of *Vending Machine Operators* (63-213, \$22) will be available shortly. See "How to Order Publications".

For more information on this release, contact Diane Lake, Retail Trade Section, Industry Division (613-951-9824). ■

Coal and Coke Statistics

March 1992

Canadian production of coal totalled 6 308 kilotonnes in March 1992, up 1.0% from the corresponding month a year earlier. The year-to-date production figure in March was 18 982 kilotonnes, up 5.0% from the previous year's figure.

Exports in March fell 9.2% from March 1991 to 2 599 kilotonnes, while imports decreased 44.2% to 49 kilotonnes. Cumulative figures for the year showed exports of 8 119 kilotonnes, 2.8% below the previous year's level.

Coke production increased to 307 kilotonnes in March 1992, a difference of 1.4% from March 1991.

Available on CANSIM: matrix 9.

The March 1992 issue of *Coal and Coke Statistics* (45-002, \$10/\$100) will be available the first week of June. See "How to Order Publications".

For more detailed information on this release, contact Dave Madsen (613-951-9823), Energy Section, Industry Division. ■

**The
Daily**

Statistics Canada's Official Release Bulletin for Statistical Information

Catalogue 11-001E. Price: Canada: \$120.00 annually; United States: US\$144.00 annually; Other Countries: US\$168.00 annually

Published by the Communications Division
Statistics Canada, 10-L, R.H. Coats Bldg., Ottawa K1A 0T6.

Senior Editor: Greg Thomson (613-951-1116)
Editor: Tim Prichard (613-951-1103)

Published by authority of the Minister responsible for Statistics Canada. © Minister of Industry, Science and Technology, 1992. All rights reserved. No part of this publication may be reproduced, stored in a retrieval system or transmitted in any form or by any means, electronic, mechanical, photocopying, recording or otherwise without prior written permission from Chief, Author Services, Publications Division, Statistics Canada, Ottawa, Ontario, Canada K1A 0T6.

PUBLICATIONS RELEASED

Provincial Economic Accounts, Preliminary Estimates 1991.

Catalogue number 13-213P

(Canada: \$26; United States: US\$31; Other Countries: US\$36).

Production and Inventories of Process Cheese and Instant Skim Milk Powder, April 1992.

Catalogue number 32-024

(Canada: \$5/\$50; United States: US\$6/US\$60; Other Countries: US\$7/US\$70).

Production, Shipments and Stocks on Hand of Sawmills East of the Rockies, March 1992.

Catalogue number 35-002

(Canada: \$10/\$100; United States: US\$12/US\$120; Other Countries: US\$14/US\$140).

Printing, Publishing and Allied Industries, 1989.

Catalogue number 36-251

(Canada: \$35; United States: US\$42; Other Countries: US\$49).

Construction in Canada, 1990-1992.

Catalogue number 64-201

(Canada: \$39; United States: US\$47; Other Countries: US\$55).

Federal Electoral Districts: Population and Dwelling Counts, 1991 Census.

Catalogue number 93-302

(Canada: \$30; United States: US\$36; Other Countries: US\$42).

Census Metropolitan Areas and Census Agglomerations: Population and Dwelling Counts, 1991 Census.

Catalogue number 93-303

(Canada: \$30; United States: US\$36; Other Countries: US\$42).

Urban Areas: Population and Dwelling Counts, 1991 Census.

Catalogue number 93-305

(Canada: \$35; United States: US\$42; Other Countries: US\$49).

The paper used in this publication meets the minimum requirements of American National Standard for Information Sciences – Permanence of Paper for Printed Library Materials, ANSI Z39.48 – 1984.



How to Order Publications

Simplify your search for data with the Statistics Canada Catalogue 1992. It includes sources for key statistics on all areas of Canadian social and economic activity. Using the keyword index, you'll find what you need in seconds. For easy access to over 800 Statistics Canada products and services, order the Statistics Canada Catalogue 1992 (11-204E, \$13.95; United States: US\$17; Other Countries: US\$20).

You may purchase Statistics Canada publications by writing to Publication Sales, Room 1710, Main Building, Statistics Canada, Ottawa K1A 0T6 or by calling 613-951-7277.

Please enclose a cheque or money order payable to the Receiver General for Canada/Publications. Provide full information on each publication order (catalogue number, title, issue). Canadian customers, please add 7% GST to your order.

To order Statistics Canada products and services toll-free, dial 1-800-267-6677 from within Canada. For orders from outside Canada, dial 613-951-7277.

Publications may also be ordered through Statistics Canada's offices in St. John's, Halifax, Montreal, Ottawa, Toronto, Winnipeg, Regina, Edmonton, Calgary and Vancouver, or from authorized bookstore agents or other booksellers.



1010091858

The Daily, June 2, 1992

REGIONAL REFERENCE CENTRES

Statistics Canada's regional reference centres provide a full range of the agency's products and services. Each reference centre is equipped with a library and a sales counter where users can consult or purchase publications, microcomputer and CD-ROM diskettes, microfiche, maps and more.

Each centre has facilities to retrieve information from CANSIM and Telichart Statistics Canada's computerized data retrieval systems. A telephone inquiry service is available with toll free access for clients who are located outside local calling areas. Many other valuable services – from seminars to consultations – are also offered. Call or write your nearest Statistics Canada regional reference centre for more information.

Newfoundland and Labrador

Advisory Services
Statistics Canada
3rd floor
Viking Building
Crosbie Road
St. John's, Newfoundland
A1B 3P2
Local calls: 772-4073
Toll free service: 1-800-563-4255
Fax: 1-709-772-6433

Maritime Provinces

Advisory Services
Statistics Canada
North American Life Centre
1770 Market Street
Halifax, Nova Scotia
B3J 3M3
Local calls: 426-5331
Toll free service: 1-800-565-7192
Fax: 1-902-426-9538

Quebec

Advisory Services
Statistics Canada
200 René Lévesque Blvd. W.
Guy Favreau Complex
Suite 412, East Tower
Montreal, Quebec
H2Z 1X4
Local calls: 283-5725
Toll free service: 1-800-361-2831
Fax: 1-514-283-9350

National Capital Region

Advisory Services
Statistical Reference Centre (NCR)
Statistics Canada
Lobby
R.H. Coats Building
Holland Avenue
Ottawa, Ontario
K1A 0T6
Local calls: 951-8116
If outside the local calling area, please dial
the toll free number for your province.
Fax: 1-613-951-0581

Ontario

Advisory Services
Statistics Canada
10th Floor
Arthur Meighen Building
25 St. Clair Avenue East
Toronto, Ontario
M4T 1M4
Local calls: 973-6586
Toll free service: 1-800-263-1136
Fax: 1-416-973-7475

Manitoba

Advisory Services
Statistics Canada
MacDonald Building
Suite 300
344 Edmonton Street
Winnipeg, Manitoba
R3B 3L9
Local calls: 983-4020
Toll free service: 1-800-542-3404
Fax: 1-204-983-7543

Saskatchewan

Advisory Services
Statistics Canada
Avord Tower, 9th Floor
2002 Victoria Avenue
Regina, Saskatchewan
S4P 0R7
Local calls: 780-5405
Toll free service: 1-800-667-7164
Fax: 1-306-780-5403

Alberta and the Northwest Territories

Advisory Services
Statistics Canada
8th Floor
Park Square
10001 Bellamy Hill
Edmonton, Alberta
T5J 3B6
Local calls: 495-3027
Toll free service: 1-800-282-3907
Fax: 1-403-495-3026
N.W.T. – Call collect (403) 495-3028

Southern Alberta

Advisory Services
Statistics Canada
First Street Plaza
Room 401
138-4th Avenue South East
Calgary, Alberta
T2G 4Z6
Local calls: 292-6717
Toll free service: 1-800-472-9708
Fax: 1-403-292-4958

British Columbia and the Yukon

Advisory Services
Statistics Canada
Federal Building, Sinclair Centre
757 West Hastings Street
Suite 440F
Vancouver, B.C. V6C 3C9
Local calls: 666-3691
Toll free service:
1-800-663-1551 (except Atlin, B.C.)
Fax: 1-604-666-4863
Yukon and Atlin, B.C. Zenith 08913