



The Daily

Statistics Canada

Wednesday, October 6, 1993
For release at 8:30 a.m.

NOT FOR LOAN
NE S'EMPRUNTE PAS




MAJOR RELEASE

• Help-wanted Index, September 1993

2

Seasonally adjusted, the Help-wanted Index for Canada (1991 = 100) declined 5% to 81 in September. Decreases occurred in all regions except Ontario, where the index remained unchanged.

PUBLICATIONS RELEASED



3



The Effect of Transplants on Canada's Auto Industry

In the early 1980s, competition from imports forced North America's Big-three automakers (General Motors, Ford, Chrysler) to rethink their approach to production and marketing. More recently the challenge has also come from transplants (mainly Asian-owned auto assembly plants located in Canada). Since the mid-1980s, Canada's auto industry has felt the effect of transplants as they have become high-volume producers and exporters. Between 1986 and 1992, the share of Canadian passenger car production accounted for by transplants increased from 1% to 27%.

For a detailed look at the effect of transplants on Canada's auto industry, see the feature article "The New Face of Automobile Transplants in Canada" in the July 1993 issue of *Summary of Canadian International Trade* (65-001, \$18.20/\$182), now available. See "How to Order Publications".

For more information, contact Patrick Adams (613-951-6855), International Trade Division.



Statistics
Canada

Statistique
Canada

Canada

MAJOR RELEASE

Help-wanted Index

September 1993

Seasonally adjusted, the Help-wanted Index for Canada (1991=100) declined 5% to 81 in September. Decreases occurred in all regions except Ontario, where the index remained unchanged.

Monitoring the number of help-wanted ads published in 20 metropolitan areas, the Help-wanted Index serves as an early indicator of changes in the demand for labour.

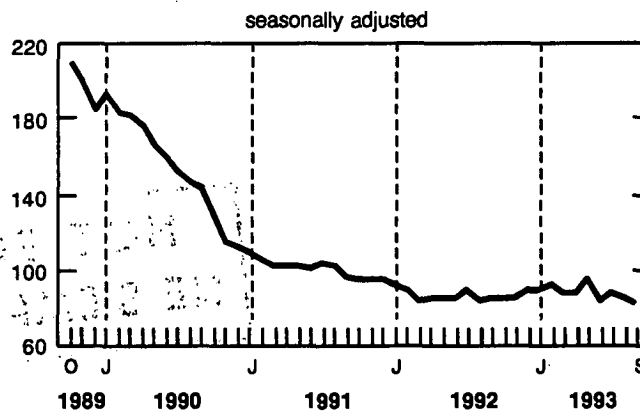
The Help-wanted Index peaked at 217 at the start of 1989. The decline in the trend that followed bottomed out at 83 in March 1992. After recovering to 95 in May 1993, the index has been decreasing again.

Regional Changes

Between August and September 1993, the index decreased 12% in British Columbia, 10% in the Atlantic provinces, 8% in Quebec and 5% in the Prairie provinces. In Ontario, the index remained unchanged.

Help-wanted Index

(1991 = 100)



Available on CANSIM: matrix 105 (levels 8 and 9).

Help-wanted indexes for metropolitan areas included in the survey and trend-cycle estimates are available on request.

For further information, contact Carole Lacroix (613-951-4039) or André Picard (613-951-4045), Labour Division (fax: 613-951-4087).

Help-wanted Index

(1991 = 100)

	September 1992	July 1993	August 1993	September 1993	September 1992 to September 1993	August 1993 to September 1993
	seasonally adjusted			% change		
Canada	84	87	85	81	-4	-5
Atlantic provinces	84	91	87	78	-7	-10
Quebec	84	96	93	86	2	-8
Ontario	88	83	81	81	-8	0
Prairie provinces	77	82	84	80	4	-5
British Columbia	85	83	89	78	-8	-12

PUBLICATIONS RELEASED

National Income and Expenditure Accounts,
Quarterly Estimates, Second Quarter 1993.

Catalogue number 13-001

(Canada: \$25/\$100; United States: US\$30/US\$120;
Other Countries: US\$35/US\$140).

Production and Disposition of Tobacco Products,
August 1993.

Catalogue number 32-022

(Canada: \$5/\$50; United States: US\$6/US\$60;
Other Countries: US\$7/US\$70).

Rigid Insulating Board, August 1993.

Catalogue number 36-002

(Canada: \$5/\$50; United States: US\$6/US\$60;
Other Countries: US\$7/US\$70).

Asphalt Roofing, August 1993.

Catalogue number 45-001

(Canada: \$5/\$50;
United States: US\$6/US\$60;
Other Countries: US\$7/US\$70).

Canada's International Transactions In Securities,
June 1993.

Catalogue number 67-002

(Canada: \$15.80/\$158;
United States: US\$19/US\$190;
Other Countries: US\$22.10/US\$221).

Canada's International Transactions In Securities,
July 1993.

Catalogue number 67-002

(Canada: \$15.80/\$158;
United States: US\$19/US\$190;
Other Countries: US\$22.10/US\$221).

Summary of Canadian International Trade,
July 1993.

Catalogue number 65-001

(Canada: \$18.20/\$182;
United States: US\$21.80/US\$218;
Other Countries: US\$25.50/US\$255).

Exports by Commodity, July 1993.

Catalogue number 65-004

(Canada: \$55.10/\$551;
United States: US\$66.10/US\$661;
Other Countries: US\$77.10/US\$771).

The paper used in this publication meets the minimum requirements of American National Standard for Information Sciences - Permanence of Paper for Printed Library Materials, ANSI Z39.48 - 1984.



How to Order Publications

Simplify your search for data with the Statistics Canada Catalogue 1993. Using the keyword index, you'll find sources for statistics on all areas of Canadian social and economic activity. For easy access to over 900 Statistics Canada products and services, order the Statistics Canada Catalogue 1993 (11-204E, \$13.95; United States: US\$17; Other Countries: US\$20).

You may order Statistics Canada products and services by telephone. From Canada and the United States, call toll-free 1-800-267-6677. From all other locations, call 613-951-7277 (not toll-free).

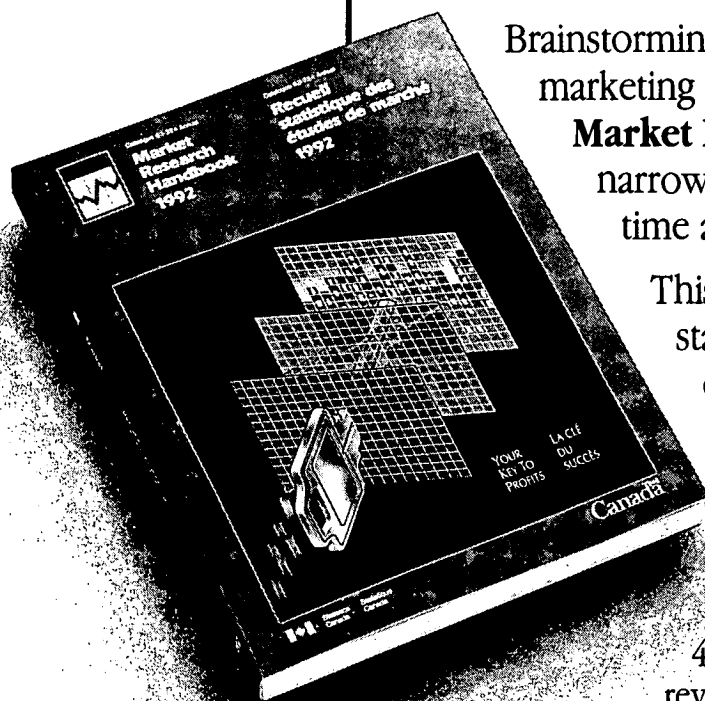
You may purchase Statistics Canada publications by writing to Publication Sales, Room 1710, Main Building, Statistics Canada, Ottawa K1A 0T6.

Please enclose a cheque or money order payable to the Receiver General for Canada/Publications. Provide full information on each publication order (catalogue number, title, issue). Canadian customers, please add 7% GST.

Publications may also be ordered from Statistics Canada's Regional Reference Centres in St. John's, Halifax, Montreal, Ottawa, Toronto, Winnipeg, Regina, Edmonton, Calgary and Vancouver, or from authorized bookstore agents or other booksellers.



THE MARKET RESEARCH HANDBOOK 1992



Brainstorming with your colleagues produces some great marketing ideas. But which ones will you use? The **Market Research Handbook 1992** can help you narrow your options before you commit any more time and resources to developing your strategy.

This handbook is the most comprehensive statistical compendium on Canadian consumers and the businesses that serve them. It helps you to identify, define and locate your target markets.

Looking for . . .

. . . socio-economic and demographic profiles of 45 urban areas?

. . . revenue and expenditure data for retailers and small businesses?

*The fastest
way to get
off to a
good start !*

The **Market Research Handbook 1992** has it all . . . and more. It provides information on:

- personal spending
- size and composition of households
- wages and salaries
- investment in Canadian industries
- labour force in various industries
- industry and consumer prices

It has been one of our bestsellers since 1977 for the simple reason that it offers such a range and depth of market data. Save time and money when you're looking for data or data sources, keep the **Market Research Handbook 1992** close at hand for easy reference.

The **Market Research Handbook 1992** (Cat. no. 63-224) is \$94 (plus 7 % GST) in Canada, US\$113 in the United States and US\$132 in other countries.

To order, write to Publication Sales, Statistics Canada, Ottawa, Ontario, K1A 0T6 or contact the nearest Statistics Canada Reference Centre listed in this publication.

For faster service fax your order to 1-613-951-1584. Or call toll-free 1-800-267-6677 and use your VISA or MasterCard.