



The Daily

Statistics Canada

Wednesday, February 17, 1993

For release at 8:30 a.m.

STATISTICS CANADA / STATISTIQUE CANADA

FEB 17 1993

BIBLIOTHÈQUE



Years of Ans
Excellence d'excellence

MAJOR RELEASE

• Construction Union Wage Rate Index, January 1993

2

The Construction Union Wage Rate Index (1986 = 100) for Canada remained unchanged in January at December's level of 131.6.

DATA AVAILABILITY ANNOUNCEMENTS

Department Store Sales, January 1993 (Advance Release)

4

Selected Financial Indexes, January 1993

4

Restaurants, Caterers and Taverns, December 1992

4

Plastic Film and Bags, Fourth Quarter 1992


4

Pack of Processed Brussels Sprouts, 1992

4

PUBLICATIONS RELEASED

5



A New Publication on Service Industries in the Input-Output Accounts

Service Industries in the Canadian Input-Output Accounts outlines the conceptual and statistical framework of the services sector in the accounts. For the first time, the methodology and data sources used to calculate estimates of services in the current-price input-output accounts are described completely. Specific sources and methods are outlined for determining inputs, outputs and gross domestic product of service industries in the business sector.

Service Industries in the Canadian Input-Output Accounts, Vol. 2 - Occasional (15-601E, \$45) is the first publication to be released in the Input-Output Accounts Sources and Methods Series. To order this new publication, see "How to Order Publications".

For more information on the content of this publication, contact Yusuf Siddiqi (613-951-8909) or Steve O'Brien (613-951-8910), Input-Output Division.



Statistics
Canada

Statistique
Canada

NOT FOR LOAN
NE S'EMPRUNTE PAS

Canada

MAJOR RELEASE

Construction Union Wage Rate Index

January 1993

The Construction Union Wage Rate Index (including supplements) for Canada remained unchanged in January at December's level of 131.6 (1986 = 100).

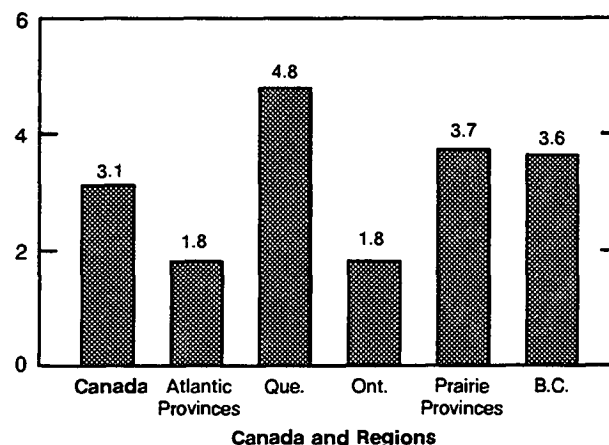
The index for Calgary increased by a marginal 0.1% in January due to increments that occurred in existing contracts; however, the increase was not large enough to alter the composite index for Canada.

On a year-over-year basis, the composite index increased by 3.1% from 127.7 in January 1992 to 131.6 in January 1993.

Available on CANSIM: matrices 956, 958 and 2033-2038.

The first quarter 1993 issue of *Construction Price Statistics* (62-007, \$18/\$72) will be available in June. See "How to Order Publications".

Union Wage Rate Indexes, Basic + Supplement
Percentage Change:
1993 January / 1992 January



For further information on this release, contact the Information and Current Analysis Unit (613-951-9607), Prices Division. □

Construction Union Wage Rate Indexes, Basic Rate plus Supplements

January 1993

(1986 = 100)

	January 1993	December 1992	January 1992	% change	
				January 1993/ December 1992	January 1993/ January 1992
Canada	131.6	131.6	127.7	-	3.1
St. John's	125.6	125.6	119.6	-	5.0
Halifax	121.4	121.4	120.2	-	1.0
Saint John	130.8	130.8	130.8	-	-
Quebec City	139.4	139.4	133.0	-	4.8
Chicoutimi	139.3	139.3	133.0	-	4.7
Montreal	139.5	139.5	133.1	-	4.8
Ottawa	136.4	136.4	134.0	-	1.8
Toronto	139.5	139.5	137.0	-	1.8
Hamilton	133.2	133.2	130.7	-	1.9
St. Catharines	136.4	136.4	134.0	-	1.8
Kitchener	131.3	131.3	129.2	-	1.6
London	135.3	135.3	133.0	-	1.7
Windsor	136.2	136.2	133.5	-	2.0
Sudbury	137.0	137.0	134.2	-	2.1
Thunder Bay	135.7	135.7	134.0	-	1.3
Winnipeg	121.9	121.9	119.7	-	1.8
Regina*	100.3	100.3	100.3	-	-
Saskatoon*	100.3	100.3	100.3	-	-
Calgary	125.5	125.4	119.1	0.1	5.4
Edmonton	121.8	121.8	117.3	-	3.8
Vancouver	128.5	128.5	123.9	-	3.7
Victoria	128.5	128.5	124.2	-	3.5

* Based on average hourly earnings data.

- Nil or zero.

DATA AVAILABILITY ANNOUNCEMENTS

Department Store Sales

January 1993 (Advance Release)

Department stores sales including concessions for January totalled \$710 million, up 3.1% from January 1992. Sales for the major department stores were \$397 million and sales for the junior category were \$314 million.

For further information on this release, contact Diane Lake (613-951-9824), Retail Trade Section, Industry Division. ■

Selected Financial Indexes

January 1993

January 1993 figures are now available for the Selected Financial Indexes.

Available on CANSIM: matrix 2031.

The first quarter 1993 issue of *Construction Price Statistics* (62-007, \$18/\$72) will be available in June. See "How to Order Publications".

For more detailed information on this release, contact the Information and Current Analysis Unit (613-951-9607), Prices Division. ■

Restaurants, Caterers and Taverns

December 1992

Restaurant, caterer and tavern receipts totalled \$1,569 million for December 1992, an increase of 5.8% over the \$1,484 million reported for the same period of the previous year.

Available on CANSIM: matrix 52.

The December 1992 issue of *Restaurants, Caterers and Taverns* (63-011, \$6.10/\$61) will be available in approximately three weeks. See "How to Order Publications"

For more detailed information on this release, contact William Birbeck (613-951-3506), Services, Science and Technology Division. ■

Plastic Film and Bags

Fourth Quarter 1992

Data for the fourth quarter of 1992 on plastic film and bags are now available.

Shipments of Plastic Film and Bags Manufactured from Resin (47-007, \$6.75/\$27) will be available at a later date.

For more detailed information, contact T. Raj Sehdev (613-951-3513), Industry Division. ■

Pack of Processed Brussels Sprouts 1992

Data on the pack of processed brussels sprouts for 1992 are now available.

Pack of Selected Processed Vegetables (32-240, \$13) will be released at a later date.

For further information, contact Peter Zylstra (613-951-3511), Industry Division. ■

PUBLICATIONS RELEASED

Service Industries in the Canadian Input-Output Accounts, No. 2 - Occasional.

Catalogue number 15-601E

(Canada: \$45; United States: US\$54; Other Countries: US\$63).

Canada's International Transactions in Securities, November 1992.

Catalogue number 67-002

(Canada: \$15.80/\$158; United States: US\$19/US\$190; Other Countries: US\$22.10/US\$221).

The paper used in this publication meets the minimum requirements of American National Standard for Information Sciences - Permanence of Paper for Printed Library Materials, ANSI Z39.48 - 1984.



How to Order Publications


Simplify your search for data with the Statistics Canada Catalogue 1992. Using the keyword index, you'll find sources for statistics on all areas of Canadian social and economic activity. For easy access to over 800 Statistics Canada products and services, order the Statistics Canada Catalogue 1992 (11-204E, \$13.95; United States: US\$17; Other Countries: US\$20).

You may order Statistics Canada products and services by telephone. From Canada and the United States, call toll-free 1-800-267-6677. From all other locations, call 613-951-7277 (not toll-free).

You may purchase Statistics Canada publications by writing to Publication Sales, Room 1710, Main Building, Statistics Canada, Ottawa K1A 0T6.

Please enclose a cheque or money order payable to the Receiver General for Canada/Publications. Provide full information on each publication order (catalogue number, title, issue). Canadian customers, please add 7% GST.

Publications may also be ordered from Statistics Canada's Regional Reference Centres in St. John's, Halifax, Montreal, Ottawa, Toronto, Winnipeg, Regina, Edmonton, Calgary and Vancouver, or from authorized bookstore agents or other booksellers.



Statistics Canada's Official Release Bulletin for Statistical Information

Catalogue 11-001E. Price: Canada: \$120.00 annually; United States: US\$144.00 annually; Other Countries: US\$168.00 annually


Published by the Communications Division
Statistics Canada, 10-N, R.H. Coats Bldg., Tunney's Pasture, Ottawa, Ontario K1A 0T6.

Senior Editor: Greg Thomson (613-951-1187)
Editor: Tim Prichard (613-951-1103)

Published by authority of the Minister responsible for Statistics Canada. © Minister of Industry, Science and Technology, 1993. All rights reserved. No part of this publication may be reproduced, stored in a retrieval system or transmitted in any form or by any means, electronic, mechanical, photocopying, recording or otherwise without prior written permission from Licence Services, Marketing Division, Statistics Canada, Ottawa, Ontario, Canada K1A 0T6.

The Pre-Retirement Years...

An Age of Transition



In 1990, Canadians aged 55-64 numbered almost 2.4 million. While much has been written about people aged 65 and over, the pre-retirement age group has received little attention. The Target Group's publication, *Canadians in the Pre-Retirement Years: A Profile of People Aged 55-64* provides a comprehensive, statistical overview of the population nearing retirement age.

This 40-page publication starts with a Highlights section for you to scan and decide which topics interest you most. When you want to delve deeper, you'll find the **latest facts** and **concise summaries** on the following issues:

- Population
- Family and Living Arrangements
- Health
- Education
- Work
- Income
- Housing
- Activity Patterns

Written in an **easy-to-read** style and supported by **more than 40 charts and tables**, the information at the core of *Canadians in the Pre-Retirement Years* is taken from many published and unpublished sources including: a variety of Statistics Canada publications and the General Social Survey.

This is "**must-reading**" for those involved in **planning, designing or implementing services** to older Canadians, as well as those with an interest in the "greying" of Canadian society.

Order your copy of *Canadians in the Pre-Retirement Years: A Profile of People Aged 55-64* (Cat. #89-521E) today, for only \$36 in Canada, US \$43 in the United States, and US \$50 in other countries. Call toll-free 1-800-267-6677 and use your VISA or MasterCard, fax your order to (613) 951-1584, or write to:

Publication Sales
Statistics Canada
Ottawa, Ontario
K1A 0T6

This publication is also available through the nearest Statistics Canada Regional Reference Centre listed in this publication.