




# The Daily

Statistics Canada

NOT FOR LOAN  
NE S'EMPRUNTE PAS

Thursday, March 4, 1993  
For release at 8:30 a.m.




## MAJOR RELEASE

### ● Facing Retirement

The majority of working Canadians aged 45 to 64 are heading toward retirement with private pension plans (57%), registered retirement savings plans (67%) and their own homes (80%).

3

(continued on page 2)



### Perspectives on Labour and Income

Spring 1993

The Spring 1993 edition of *Perspectives on Labour and Income*, Statistics Canada's quarterly journal on labour and income topics, is released today. This issue contains a supplement that reviews labour market developments in 1992 and an article on retirement planning by workers aged 45 to 64. Two articles deal with women: one on female lone parents in the labour market and another on women in academia. Other articles cover shift work, RRSP contributions and benefits, and the concept and measurement of productivity.

The Spring 1993 issue of *Perspectives on Labour and Income* (75-001E, \$13.25/\$53) is now available. See "How to Order Publications".

To obtain further information on this release, contact Cécile Dumas (613-951-6894) or Doreen Duchesne (613-951-6893), Labour and Household Surveys Analysis Division.



Statistics  
Canada

Statistique  
Canada

Canada

---

## DATA AVAILABILITY ANNOUNCEMENTS

---

Age, Sex, Marital Status and Common-law Status, 1991 Census Technical Reports	5
Legal Aid Resources and Caseload, 1991/92	5
Labour Market Activity Survey: Three-year Longitudinal Microdata Tape, 1988-1990	5
Steel Primary Forms, Week Ending February 27, 1993	6
Railway Carloadings, Seven-day Period Ending February 21, 1993	6
Railway Carloadings, January 1993	6
Air Carrier Operations in Canada, January-March 1992	6

---

## PUBLICATIONS RELEASED

---

8

---

## REGIONAL REFERENCE CENTRES

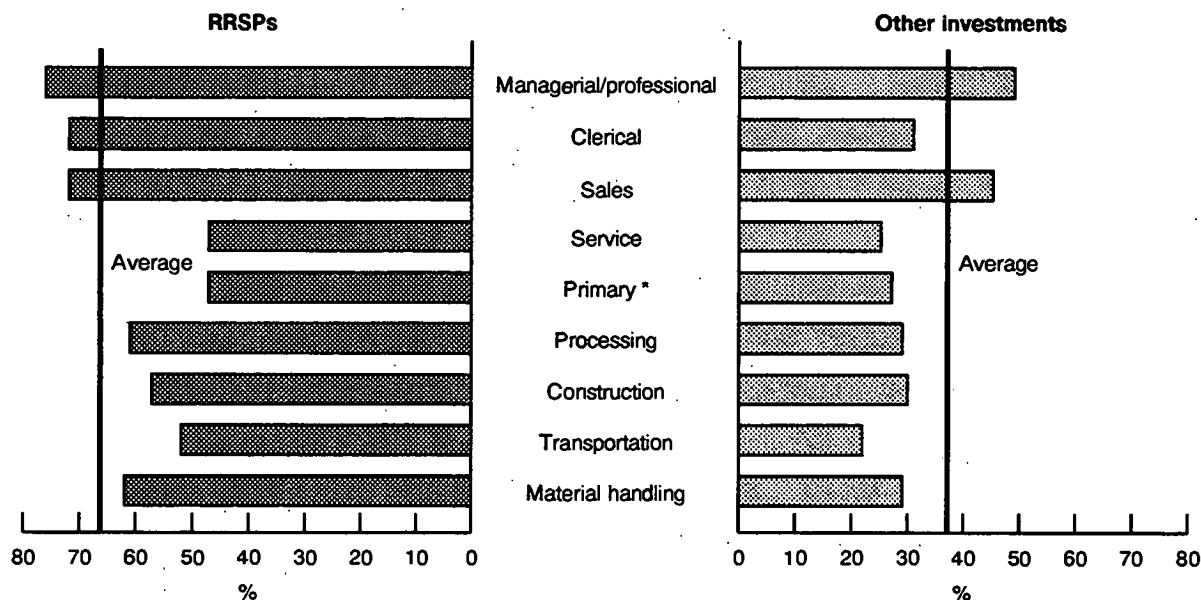
---

9

---

## MAJOR RELEASE

**In 1991, RRSPs were the most popular form of retirement savings for workers aged 45 to 64**



\* Includes farming, fishing, forestry and mining.  
Source: Survey on Ageing and Independence

## Facing Retirement

### Highlights

- Almost three million Canadian workers aged 45 to 64 will retire over the next two decades. In 1991, 55% of them participated in pension plans through employment.
- Pension plan coverage differs markedly by sex: 60% of male workers aged 45 to 64 can expect to receive company pensions upon retirement, but only 48% of their female colleagues enjoy the same security. Part of this disparity can be explained by the fact that 25% of women work part time.
- As of 1991, over two-thirds of all working Canadians aged 45 to 64 had contributed to

### Note to Users

The Spring 1993 edition of *Perspectives on Labour and Income* features an article titled "Facing Retirement," which looks at some of the basic retirement planning done by working Canadians aged 45 to 64. The study also examines the financial resources that will enable these Canadians to enjoy retirement.

registered retirement savings plans (RRSPs). Participation rates were highest (79%) among workers with personal incomes of \$40,000 or more, yet half of workers with incomes less than \$20,000 had RRSP savings.

- For many workers, the most important capital asset is the equity invested in their homes. In 1991, eight in 10 working Canadians aged 45 to 64 owned their homes. Two-thirds of these homeowners were mortgage free.

- 
- On the whole, working Canadians aged 45 to 64 seem to be heading toward retirement with reasonably solid financial security. The majority have private pension plans, RRSPs, and own their homes. On the other hand, many pre-retirees do not enjoy such favoured circumstances, and probably will not achieve them before retiring.

The Spring 1993 issue of *Perspectives on Labour and Income* (75-001E, \$13.25/\$53) is now available. See "How to Order Publications".

For further information, contact Susan Crompton (613-951-0178), Labour and Household Surveys Analysis Division. ■

---

## DATA AVAILABILITY ANNOUNCEMENTS

---

### Age, Sex, Marital Status and Common-law Status

1991 Census Technical Reports

*Age, Sex, Marital Status, and Common-law Status* (92-325E, \$20), the first report from the new 1991 Census Technical Reports Series, is now available.

The Technical Reports examine the quality of 1991 Census data and inform users of the conceptual framework and definitions used in data collection, any unusual circumstances that may influence the data, principal sources of error and, where possible, the size of error.

This report examines the quality of the data for age, sex, marital status and common-law status.

To obtain a copy of *Age, Sex, Marital Status, and Common-law Status* (92-325E, \$20), see "How to Order Publications." For more information, contact your nearest Statistics Canada Regional Reference Centre. ■

### Legal Aid Resources and Caseload

1991/92

#### Highlights

This report contains data on the resources and caseloads reported by each Legal Aid Plan for the 1991/92 fiscal year.

- Expenditures on legal aid in Canada totalled \$514 million in 1991/92, a 25% increase over the previous year or a constant dollar increase of 20%. The national per capita expenditure was \$18.95 in 1991/92.
- In 1991/92, there were 1,117,570 applications for legal aid, a 14% increase from 1990/91.
- Governments were the major funding source for the Legal Aid Plans in 1991/92, contributing 86%

of total revenues, followed by contributions from the legal profession (7%), from other sources (4%) and from clients (3%).

This report, "*Legal Aid Resources and Caseload, 1991/92*," is uncatalogued and is only available directly from the Canadian Centre for Justice Statistics.

For further information, please contact Information and Client Services (613-951-9023 or toll-free in Canada 1-800-387-2231), Canadian Centre for Justice Statistics. ■

### Labour Market Activity Survey: Three-year Longitudinal Microdata Tape 1988-1990

A unique type of microdata tape that tracks labour market and related events in the lives of 55,000 Canadians for three years is now available.

The Labour Market Activity Survey has been collecting annual labour-market histories of individuals for the period from 1986 to 1990. A longitudinal file covering the cohort of families surveyed about their activities in 1988, 1989 and 1990 has now been created. This file contains continuous information about working and non-working spells, job changes, family changes, Unemployment Insurance and social assistance reciprocity, wages, unionization, and pension coverage during the three-year period.

The file can be used to analyse a variety of labour market events and to simulate potential government programs (wage incentives, minimum wages, layoffs, labour force entry, job duration, and mobility of target groups). There is enough sample data for provincial analysis. No other similar database will be available until 1996.

Each tape file costs \$1,000 plus GST if applicable.

To order the *Labour Market Activity Survey Three-year Microdata Tape*, contact Michael Sivy (613-951-4598). For more information about the files, contact the Special Surveys Group (613-951-4625). ■

## Steel Primary Forms

Week Ending February 27, 1993

Preliminary estimates indicate that Canadian steel primary forms production for the week ending February 27, 1993 totalled 281 443 tonnes, a 0.6% decrease from the preceding week's total of 283 104 tonnes and down 1.1% from the year-earlier 284 636 tonnes. The cumulative total at February 27, 1993 was 2 229 954 tonnes, a 5.1% increase from 2 122 672 tonnes for the same period in 1992.

For more detailed information on this release, contact Greg Milsom (613-951-9827), Industry Division. ■

## Railway Carloadings

Seven-day Period Ending February 21, 1993

### Highlights

- Revenue freight loaded by railways in Canada during the seven-day period totalled 4.5 million tonnes, a decrease of 3.8% from the same period last year.
- Piggyback traffic increased 5.2% from the same period last year. The number of cars loaded increased 3.8% during the same period.
- The tonnage of revenue freight loaded as of February 21, 1993 decreased 8.3% from the previous year.

**Note:** Piggyback traffic includes trailers and containers on flat cars. Piggyback traffic numbers are included in total carload traffic. All 1992 figures and 1993 cumulative data have been revised.

For more detailed information on this release, contact Angus MacLean (613-951-2484), Surface Transport Unit, Transportation Division. ■

## Railway Carloadings

January 1993

Revenue freight loaded by railways in Canada totalled 16.4 million tonnes in January 1993, a decrease of 16.9% from January 1992. The carriers received an additional 1.0 million tonnes from United States connections in January 1993.

All 1992 figures have been revised.

Available on CANSIM: matrix 1431.

The January 1993 issue of *Railway Carloadings* (52-001, \$8.30/\$83) will be released the fourth week of March.

For seasonally adjusted revenue-freight loadings data, contact Angus MacLean (613-951-2484), Transportation Division. ■

## Air Carrier Operations in Canada

January-March 1992


### Highlights

- The number of passengers carried by Canadian air carriers on scheduled services dropped by 1% in the first quarter of 1992 from the year-earlier period, but the number of passenger-kilometres increased by 1%. However, passenger revenue generated on these services dropped by 4%. Each of the major carriers and affiliate networks contributed to this reduction in yield (passenger revenue per passenger-kilometre).
- Scheduled services did not recover by the first quarter of 1992, but charter operations did show signs of growth. Charter passengers and passenger-kilometres increased by 6% and 12%, respectively, over the first quarter of 1991. The large increase in passenger-kilometres reflected bigger gains by the large charter carriers that operate in international markets. Meanwhile, hours flown by charter carriers dropped a substantial 12%, indicating that business in the first quarter of 1992 continued to decline for the bulk of small, domestic charter carriers.
- Operating revenue reported by Canadian air carriers decreased by 4% from the first quarter of 1991. Air Canada accounted for most of the decrease, reporting a drop of \$45 million (7%) in its operating revenue.
- Both Air Canada and Canadian Airlines International Ltd. (CAIL) reported smaller operating losses. Air Canada trimmed its first quarter 1992 operating loss by 8% to \$99 million, while CAIL reduced its loss by 19% to \$72 million. For the industry as a whole, the first quarter operating loss dropped from \$191 million to \$165 million.

- During the first quarter of 1992, 64% of domestic scheduled passengers travelled on discount fares, up from 62% in 1991. In international markets, four out of every five (82%) scheduled passengers flew on discount fares.
- During the first quarter of 1992, the average fare paid by passengers on all domestic city-pairs was \$179, unchanged from a year earlier. The average fare paid by international passengers was \$315, less than 1% changed from a year earlier.

The January-March 1992 issue of *Air Carrier Operations in Canada* (51-002, \$24.95/\$97) will be released shortly.

For more information on this release, contact Robert Lund (819-997-6188), Aviation Statistics Centre, Transportation Division. ■



**The Daily**  
Statistics Canada

Wednesday, September 23, 1992 For release at 9:30 a.m.

**MAJOR RELEASES**

- Real Gross Domestic Product at Factor Cost by Industry, July 1992 2
- Unemployment Insurance Statistics, July 1992 5
- Building Permits, July 1992 7
- Insured Driving - Canada, 1991 10

**DATA AVAILABILITY ANNOUNCEMENTS**

- First Housing Starts, August 1992 12
- Major Housing Starts, August 1992 12

**PUBLICATIONS RELEASED** 10

**MAJOR RELEASE DATES: OCTOBER 1992** 14

1-800-267-6872

## Statistics Canada's Official Release Bulletin for Statistical Information

Catalogue 11-001E. Price: Canada: \$120.00 annually; United States: US\$144.00 annually; Other Countries: US\$168.00 annually.

Published by the Communications Division  
Statistics Canada, 10-N, R.H. Coats Bldg., Tunney's Pasture, Ottawa, Ontario K1A 0T6.

Senior Editor: Greg Thomson (613-951-1187)  
Editor: Tim Prichard (613-951-1103)

Published by authority of the Minister responsible for Statistics Canada. © Minister of Industry, Science and Technology, 1993. All rights reserved. No part of this publication may be reproduced, stored in a retrieval system or transmitted in any form or by any means, electronic, mechanical, photocopying, recording or otherwise without prior written permission from Licence Services, Marketing Division, Statistics Canada, Ottawa, Ontario, Canada K1A 0T6.

---

## PUBLICATIONS RELEASED

---

**Farm Cash Receipts, January-December 1992.**

**Catalogue number 21-001**

(Canada: \$11/\$44; United States: US\$13.25/US\$53;  
Other Countries: US\$15.50/US\$62).

**Production and Inventories of Process Cheese  
and Instant Skim Milk Powder, January 1993.**

**Catalogue number 32-024**

(Canada: \$5/\$50; United States: US\$6/US\$60; Other  
Countries: US\$7/US\$70).

**Production and Stocks of Tea, Coffee and Cocoa,  
Quarter Ended December 1992.**

**Catalogue number 32-025**

(Canada: \$6.75/\$27; United States: US\$8/US\$32;  
Other Countries: US\$9.50/US\$38).

**Quarterly Shipments of Office Furniture Products,  
Quarter Ended December 31, 1992.**

**Catalogue number 35-006**

(Canada: \$6.75/\$27; United States: US\$8/US\$32;  
Other Countries: US\$9.50/US\$38).

**Rigid Insulating Board, January 1993.**

**Catalogue number 36-002**

(Canada: \$5/\$50; United States: US\$6/US\$60; Other  
Countries: US\$7/US\$70).

**Cement, January 1993.**

**Catalogue number 44-001**

(Canada: \$5/\$50; United States: US\$6/US\$60; Other  
Countries: US\$7/US\$70).

**Asphalt Roofing, January 1993.**

**Catalogue number 45-001**

(Canada: \$5/\$50; United States: US\$6/US\$60; Other  
Countries: US\$7/US\$70).

**Department Store Sales and Stocks,  
November 1992.**

**Catalogue number 63-002**

(Canada: \$14.40/\$144; United States:  
US\$17.30/US\$173; Other Countries:  
US\$20.20/US\$202).

**Perspectives on Labour and Income, Spring 1993.**

**Catalogue number 75-001E**

(Canada: \$13.25/\$53; United States: US\$16/US\$64;  
Other Countries: US\$18.50/US\$74).

**Age, Sex, Marital Status and Common-law Status,  
1991 Census Technical Reports.**

**Catalogue number 92-325E**

(Canada: \$20; United States: US\$24; Other  
Countries: US\$28).

---

The paper used in this publication meets the minimum  
requirements of American National Standard for  
Information Sciences - Permanence of Paper for Printed  
Library Materials, ANSI Z39.48 - 1984.



---

### How to Order Publications

*Simplify your search for data with the Statistics Canada Catalogue 1992. Using the keyword index, you'll find sources for statistics on all areas of Canadian social and economic activity. For easy access to over 800 Statistics Canada products and services, order the Statistics Canada Catalogue 1992 (11-204E, \$13.95; United States: US\$17; Other Countries: US\$20).*

*You may order Statistics Canada products and services by telephone. From Canada and the United States, call toll-free 1-800-267-6677. From all other locations, call 613-951-7277 (not toll-free).*

*You may purchase Statistics Canada publications by writing to Publication Sales, Room 1710, Main Building, Statistics Canada, Ottawa K1A 0T6.*

*Please enclose a cheque or money order payable to the Receiver General for Canada/Publications. Provide full information on each publication order (catalogue number, title, issue). Canadian customers, please add 7% GST.*

*Publications may also be ordered from Statistics Canada's Regional Reference Centres in St. John's, Halifax, Montreal, Ottawa, Toronto, Winnipeg, Regina, Edmonton, Calgary and Vancouver, or from authorized bookstore agents or other booksellers.*



---

## REGIONAL REFERENCE CENTRES

---

Statistics Canada's Regional Reference Centres provide a full range of the agency's products and services. Each reference centre is equipped with a library and a sales counter where users can consult or purchase publications, microcomputer and CD-ROM diskettes, microfiche, maps and more.

Each centre has facilities to retrieve information from CANSIM and E-STAT, Statistics Canada's computerized data retrieval systems. A telephone inquiry service is available with toll-free access for clients who are located outside local calling areas. Many other valuable services – from seminars to consultations – are also offered. Call or write your nearest Statistics Canada Regional Reference Centre for more information.

### **Newfoundland and Labrador**

Advisory Services  
Statistics Canada  
3rd Floor  
Viking Building  
Crosbie Road  
St. John's, Newfoundland  
A1B 3P2  
Local calls: (709) 772-4073  
Toll free: 1-800-563-4255  
Fax: 1-709-772-6433

### **Maritime Provinces**

Advisory Services  
Statistics Canada  
North American Life Centre  
1770 Market Street  
Halifax, Nova Scotia  
B3J 3M3  
Local calls: (902) 426-5331  
Toll free: 1-800-565-7192  
Fax: 1-902-426-9538

### **Quebec**

Advisory Services  
Statistics Canada  
Suite 412, East Tower  
Guy Favreau Complex  
200 René Lévesque Blvd. W.  
Montreal, Quebec  
H2Z 1X4  
Local calls: (514) 283-5725  
Toll free: 1-800-361-2831  
Fax: 1-514-283-9350

### **National Capital Region**

Advisory Services  
Statistical Reference Centre (NCR)  
Statistics Canada  
R.H. Coats Building Lobby  
Holland Avenue  
Tunney's Pasture  
Ottawa, Ontario  
K1A 0T6  
Local calls: (613) 951-8116  
If outside the local calling area, please dial the toll free number for your province.  
Fax: 1-613-951-0581

### **Ontario**

Advisory Services  
Statistics Canada  
10th Floor  
Arthur Meighen Building  
25 St. Clair Avenue East  
Toronto, Ontario  
M4T 1M4  
Local calls: (416) 973-6586  
Toll free: 1-800-263-1136  
Fax: 1-416-973-7475

### **Manitoba**

Advisory Services  
Statistics Canada  
MacDonald Building  
Suite 300  
344 Edmonton Street  
Winnipeg, Manitoba  
R3B 3L9  
Local calls: (204) 983-4020  
Toll free: 1-800-542-3404  
Fax: 1-204-983-7543

### **Saskatchewan**

Advisory Services  
Statistics Canada  
Avord Tower, 9th Floor  
2002 Victoria Avenue  
Regina, Saskatchewan  
S4P 0R7  
Local calls: (306) 780-5405  
Toll free: 1-800-667-7164  
Fax: 1-306-780-5403

### **Alberta and the Northwest Territories**

Advisory Services  
Statistics Canada  
8th Floor, Park Square  
10001 Bellamy Hill  
Edmonton, Alberta  
T5J 3B6  
Local calls: (403) 495-3027  
Toll free: 1-800-282-3907  
N.W.T. – Call collect (403) 495-3028  
Fax: 1-403-495-5318

### **Southern Alberta**

Advisory Services  
Statistics Canada  
First Street Plaza, Room 401  
138-4th Avenue Southeast  
Calgary, Alberta  
T2G 4Z6  
Local calls: (403) 292-6717  
Toll free: 1-800-472-9708  
Fax: 1-403-292-4958

### **British Columbia and the Yukon**

Advisory Services  
Statistics Canada  
Sinclair Centre, Suite 440F  
757 West Hastings Street  
Vancouver, B.C. V6C 3C9  
Local calls: (604) 666-3691  
Toll free (except Atlin, B.C.):  
1-800-663-1551  
Yukon and Atlin, B.C.: Zenith 08913  
Fax: 1-604-666-4863

### **Telecommunications Device for the Hearing Impaired**

Toll free: 1-800-363-7629



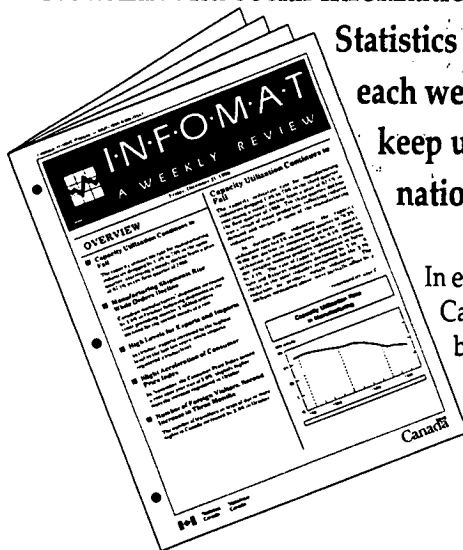
1010136492

# I·N·F·O·M·A·T

## Don't start your week without it

Get a jump on your work week by making sure you have the most current economic and social information in Canada. Travelling by first class mail or courier,

Statistics Canada's digest, Infomat, arrives at the beginning of each week to help you monitor key economic indicators and keep up with the most current data releases from Canada's national statistical agency.



In eight fact-filled pages, Infomat highlights the findings of Statistics Canada surveys and brings them to your desk each week, often long before detailed reports are published. Throughout the year you'll get the first results of over 100 ongoing surveys and many special surveys—from manufacturing shipments to the health of Canadians or post graduate employment to part-time workers.

### Each week, Infomat presents you with,

- concise summaries of fresh facts from over 100 ongoing surveys
- charts and graphs that let you instantly scan the trends
- Overview - an outline of the subjects covered in each issue that you can scan in 30 seconds
- guidance on how to obtain special reports to assist you in your more detailed research.
- Current Trends and Latest Monthly Statistics sections that bring you up to date on the Consumer Price Index, Gross Domestic Product and 21 other key monthly series

Managers, analysts and researchers who are responsible for keeping up to date on changes in Canada's economic and social climate can count on Infomat — as a quick overview of the latest trends and as a weekly reminder of key indicators and data releases. Many subscribers use Infomat's highlights to add authority to their industry analyses, investment plans or corporate reports.

To order Infomat (11-002E), 50 issues annually for \$125 in Canada, US\$150 in the U.S. and US\$175 in other countries, write to Publications Sales and Service, Statistics Canada, Ottawa, Canada, K1A 0T6. For faster service, use your VISA or MasterCard and call toll-free in Canada, 1-800-267-6677.