



The Daily

Statistics Canada

NE S'EMPRUNTE PAS

Friday, May 21, 1993

For release at 8:30 a.m.

STATISTICS STATISTIQUE
CANADA CANADA

MAY 21 1993

LIBRARY
BIBLIOTHÈQUE



Years of Ans
Excellence d'excellence

MAJOR RELEASE

• Construction Union Wage Rate Index, April 1993

2

The composite index for April 1993 remained unchanged from the previous month, but rose 2.8% from April 1992.

DATA AVAILABILITY ANNOUNCEMENTS

Basic Summary Tabulations, 1991 Census

3

Local Government Long-term Debt, April 1993

3

Local Government Short-term Debt, March 1993

3

Tea, Coffee and Cocoa, March 1993

3

Mineral Wool Including Fibrous Glass Insulation, April 1993

3

Selected Financial Indexes, April 1993

4

PUBLICATIONS RELEASED

5

REGIONAL REFERENCE CENTRES

6

MAJOR RELEASE DATES: Week of May 25-28

7



Statistics
Canada

Statistique
Canada

Canada

MAJOR RELEASE

Construction Union Wage Rate Index

April 1993

The composite Construction Union Wage Rate Index (including supplements, 1986 = 100) remained unchanged in April at March's level of 131.6.

On a year-over-year basis, the composite index increased by 2.8%, from 128.0 in April 1992 to 131.6 in April 1993.

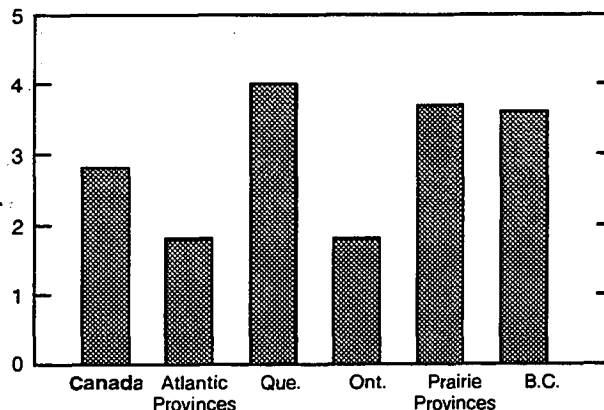
Available on CANSIM: matrices 956, 958 and 2033-2038.

The second quarter 1993 issue of *Construction Price Statistics* (62-007, \$18/\$72) will be available in September. See "How to Order Publications".

For further information on this release, contact the Information and Current Analysis Unit (613-951-9607), Prices Division.

Construction Union Wage Rate Indexes, including Supplements

% change from April 1992 to April 1993



Construction Union Wage Rate Indexes, including Supplements (1986 = 100)

| | April 1992 | March 1993 | April 1993 | April 1993/ April 1992 | April 1993/ March 1993 |
|----------------|------------|------------|------------|---------------------------|---------------------------|
| | | | | % change | |
| Canada | 128.0 | 131.6 | 131.6 | 2.8 | - |
| St. John's | 119.6 | 125.6 | 125.6 | 5.0 | - |
| Halifax | 120.2 | 121.4 | 121.4 | 1.0 | - |
| Saint John | 130.8 | 130.8 | 130.8 | - | - |
| Quebec City | 133.0 | 138.5 | 138.5 | 4.1 | - |
| Chicoutimi | 133.0 | 137.9 | 137.9 | 3.7 | - |
| Montreal | 133.1 | 138.4 | 138.4 | 4.0 | - |
| Ottawa | 134.6 | 136.5 | 136.5 | 1.4 | - |
| Toronto | 137.6 | 140.0 | 140.0 | 1.7 | - |
| Hamilton | 131.5 | 135.6 | 135.6 | 3.1 | - |
| St. Catharines | 134.7 | 136.4 | 136.4 | 1.3 | - |
| Kitchener | 129.9 | 131.4 | 131.4 | 1.2 | - |
| London | 133.6 | 135.3 | 135.3 | 1.3 | - |
| Windsor | 134.3 | 136.1 | 136.1 | 1.3 | - |
| Sudbury | 135.2 | 136.9 | 136.9 | 1.3 | - |
| Thunder Bay | 134.9 | 136.8 | 136.8 | 1.4 | - |
| Winnipeg | 119.7 | 121.9 | 121.9 | 1.8 | - |
| Regina* | 100.3 | 100.3 | 100.3 | - | - |
| Saskatoon* | 100.3 | 100.3 | 100.3 | - | - |
| Calgary | 119.1 | 125.5 | 125.5 | 5.4 | - |
| Edmonton | 117.3 | 121.8 | 121.8 | 3.8 | - |
| Vancouver | 123.9 | 128.5 | 128.5 | 3.7 | - |
| Victoria | 124.2 | 128.5 | 128.5 | 3.5 | - |

* Based on Average Hourly Earnings Data
- Nil or zero.

DATA AVAILABILITY ANNOUNCEMENTS

Basic Summary Tabulations

1991 Census

The *1991 Census 2B Basic Summary Tabulations* are a series of 47 tables that are based on data collected from a 20% sample of households. Each table features two or more interrelated variables on the Canadian population and their dwellings. Data are aggregated for a variety of standard geographical areas, extending from the country as a whole to enumeration areas – the building blocks for all higher geographic levels. Tables are now available as follows:

- N9103 Population 15 Years and Over by Age Groups (5) and School Attendance (4), Showing Labour Force Activity (8) and Sex (3)
- N9104 Population 15 Years and Over by Age Groups (8) and Highest Level of Schooling (8a), Showing Labour Force Activity (8) and Sex (3)

These tables are available on magnetic tape for the following geographic levels: census divisions and subdivisions, census metropolitan areas/census agglomerations, census tracts, federal electoral districts and enumeration areas. A diskette version will be available in two weeks.

To order the *1991 Census 2B Basic Summary Tabulations*, contact your nearest Statistics Canada Regional Reference Centre. ■

Local Government Long-term Debt

April 1993

Estimates for the accumulated long-term debt of local governments for all provinces except Ontario are now available.

For further information on this release, contact Marlene Vollmer (613-951-1830), Public Institutions Division.

Data are also available through custom and special tabulations. For more information or general inquiries on Public Institutions Division products or services, contact Patricia Phillips, Data Dissemination and External Relations Coordinator (613-951-0767). ■

Local Government Short-term Debt

March 1993

Estimates for the short-term debt (treasury bills and other short-term paper) of local governments as of March 31, 1993 are now available, as are revised estimates for previous quarters.

For further information on these data, contact Marlene Vollmer (613-951-1830), Public Institutions Division.

Data are also available through custom and special tabulations. For more information or general inquiries on Public Institutions Division products or services, contact Patricia Phillips, Data Dissemination and External Relations Coordinator (613-951-0767). ■

Tea, Coffee and Cocoa

March 1993

Data on tea, coffee and cocoa production for the first quarter of 1993 are now available.

Available on CANSIM: matrix 188 (series 1.7 and 1.8).

The March 1993 issue of *Production and Stocks of Tea, Coffee and Cocoa* (32-025, \$6.75/\$27) will be available shortly. See "How to Order Publications".

For further detailed information on this release, contact Peter Zylstra (613-951-3511), Industry Division. ■

Mineral Wool Including Fibrous Glass Insulation

April 1993

Manufacturers shipped 2 636 881 square metres of R12 factor (RSI 2.1) mineral wool batts in April 1993, up 23.2% from the 2 139 868 square metres shipped the previous year but down 7.8% from the 2 859 951 square metres shipped the previous month.

Year-to-date shipments to the end of April 1993 totalled 9 980 909 square metres, an increase of 8.8% from the same period in 1992.

Available on CANSIM: matrices 40 and 122 (series 32 and 33).

The April 1993 issue of *Mineral Wool Including Fibrous Glass Insulation* (44-004, \$5/\$50) will be available at a later date.

For more detailed information on this release, contact Roland Joubert (613-951-3527), Industry Division. ■

Available on CANSIM: matrix 2031.


The second quarter 1993 issue of *Construction Price Statistics* (62-007, \$18/\$72) will be available in September. See "How to Order Publications".

For more detailed information on this release, contact the Information and Current Analysis Unit (613-951-9607), Prices Division. ■

Selected Financial Indexes

April 1993

Data from the Selected Financial Indexes for April 1993 are now available.



Statistics Canada's Official Release Bulletin for Statistical Information

Catalogue 11-001E. Price: Canada: \$120.00 annually; United States: US\$144.00 annually; Other Countries: US\$168.00 annually

Published by the Communications Division
Statistics Canada, 10-N, R.H. Coats Bldg., Tunney's Pasture, Ottawa, Ontario K1A 0T6.

Senior Editor: Greg Thomson (613-951-1187)
Editor: Tim Prichard (613-951-1103)

Published by authority of the Minister responsible for Statistics Canada. © Minister of Industry, Science and Technology, 1993. All rights reserved. No part of this publication may be reproduced, stored in a retrieval system or transmitted in any form or by any means, electronic, mechanical, photocopying, recording or otherwise without prior written permission from Licence Services, Marketing Division, Statistics Canada, Ottawa, Ontario, Canada K1A 0T6.

PUBLICATIONS RELEASED

National Balance Sheet Accounts, Preliminary Estimates, 1992.

Catalogue number 13-214P

(Canada: \$20; United States: US\$24;
Other Countries: US\$28).

Canned and Frozen Fruits and Vegetables - Monthly, March 1993.

Catalogue number 32-011

(Canada: \$5/\$50; United States: US\$6/US\$60;
Other Countries: US\$7/US\$70).

Production and Disposition of Tobacco Products, April 1993.

Catalogue number 32-022

(Canada: \$5/\$50; United States: US\$6/US\$60;
Other Countries: US\$7/US\$70).

Shipments of Plastic Film and Bags

Manufactured from Resin, Quarter Ended March 1993.

Catalogue number 47-007

(Canada: \$6.75/\$27; United States: US\$8/US\$32;
Other Countries: US\$9.50/US\$38).

Industry Price Indexes, March 1993.

Catalogue number 62-011

(Canada: \$18.20/\$182;
United States: US\$21.80/US\$218;
Other Countries: US\$25.50/US\$255).

Average Prices of Selected Farm Inputs, April 1993.

Catalogue number 62-012

(Canada: \$8/\$48; United States: US\$9.60/US\$58;
Other Countries: US\$11.20/US\$67).

The paper used in this publication meets the minimum requirements of American National Standard for Information Sciences - Permanence of Paper for Printed Library Materials, ANSI Z39.48 - 1984.



How to Order Publications

Simplify your search for data with the Statistics Canada Catalogue 1993. Using the keyword index, you'll find sources for statistics on all areas of Canadian social and economic activity. For easy access to over 900 Statistics Canada products and services, order the Statistics Canada Catalogue 1993 (11-204E, \$13.95; United States: US\$17; Other Countries: US\$20).

You may order Statistics Canada products and services by telephone. From Canada and the United States, call toll-free 1-800-267-6677. From all other locations, call 613-951-7277 (not toll-free).

You may purchase Statistics Canada publications by writing to Publication Sales, Room 1710, Main Building, Statistics Canada, Ottawa K1A 0T6.

Please enclose a cheque or money order payable to the Receiver General for Canada/Publications. Provide full information on each publication order (catalogue number, title, issue). Canadian customers, please add 7% GST.

Publications may also be ordered from Statistics Canada's Regional Reference Centres in St. John's, Halifax, Montreal, Ottawa, Toronto, Winnipeg, Regina, Edmonton, Calgary and Vancouver, or from authorized bookstore agents or other booksellers.

REGIONAL REFERENCE CENTRES

Statistics Canada's Regional Reference Centres provide a full range of the agency's products and services. Each reference centre is equipped with a library and a sales counter where users can consult or purchase publications, microcomputer and CD-ROM diskettes, microfiche, maps and more.

Each centre has facilities to retrieve information from CANSIM and E-STAT, Statistics Canada's computerized data retrieval systems. A telephone inquiry service is available with toll-free access for clients who are located outside local calling areas. Many other valuable services – from seminars to consultations – are also offered. Call or write your nearest Statistics Canada Regional Reference Centre for more information.

Newfoundland and Labrador

Advisory Services
Statistics Canada
3rd Floor
Viking Building
Crosbie Road
St. John's, Newfoundland
A1B 3P2

Toll free: 1-800-565-7192
Fax: 1-709-772-6433

Maritime Provinces

Advisory Services
Statistics Canada
North American Life Centre
1770 Market Street
Halifax, Nova Scotia
B3J 3M3

Local calls: (902) 426-5331
Toll free: 1-800-565-7192
Fax: 1-902-426-9538

Quebec

Advisory Services
Statistics Canada
Suite 412, East Tower
Guy Favreau Complex
200 René Lévesque Blvd. W.
Montreal, Quebec
H2Z 1X4

Local calls: (514) 283-5725
Toll free: 1-800-361-2831
Fax: 1-514-283-9350

National Capital Region

Advisory Services
Statistical Reference Centre (NCR)
Statistics Canada
R.H. Coats Building Lobby
Holland Avenue
Tunney's Pasture
Ottawa, Ontario
K1A 0T6

Local calls: (613) 951-8116
If outside the local calling area, please dial
the toll free number for your province.
Fax: 1-613-951-0581

Ontario

Advisory Services
Statistics Canada
10th Floor
Arthur Meighen Building
25 St. Clair Avenue East
Toronto, Ontario
M4T 1M4

Local calls: (416) 973-6586
Toll free: 1-800-263-1136
Fax: 1-416-973-7475

Manitoba

Advisory Services
Statistics Canada
MacDonald Building
Suite 300
344 Edmonton Street
Winnipeg, Manitoba
R3B 3L9

Local calls: (204) 983-4020
Toll free: 1-800-563-7828
Fax: 1-204-983-7543

Saskatchewan

Advisory Services
Statistics Canada
Avord Tower, 9th Floor
2002 Victoria Avenue
Regina, Saskatchewan
S4P 0R7

Local calls: (306) 780-5405
Toll free: 1-800-563-7828
Fax: 1-306-780-5403

Alberta and the Northwest Territories

Advisory Services
Statistics Canada
8th Floor, Park Square
10001 Bellamy Hill
Edmonton, Alberta
T5J 3B6

Local calls: (403) 495-3027
Toll free: 1-800-563-7828
Fax: 1-403-495-5318

Southern Alberta

Advisory Services
Statistics Canada
First Street Plaza, Room 401
138-4th Avenue Southeast
Calgary, Alberta
T2G 4Z6

Local calls: (403) 292-4181
Toll free: 1-800-563-7828
Fax: 1-403-292-4958

British Columbia and the Yukon

Advisory Services
Statistics Canada
Sinclair Centre, Suite 440F
757 West Hastings Street
Vancouver, B.C. V6C 3C9

Local calls: (604) 666-3691
Toll free: 1-800-663-1551
Fax: 1-604-666-4863

Telecommunications Device for the Hearing Impaired

Toll free: 1-800-363-7629

MAJOR RELEASE DATES

Week of May 25-28
(Release dates are subject to change)

| Anticipated date(s) of release | Title | Reference period |
|--------------------------------------|--|-----------------------|
| 25 | Canada's International Transactions in Securities | March 1993 |
| 25 | Wholesale Trade | March 1993 |
| 26 | Unemployment Insurance Statistics | March 1993 |
| 26 | Farm Cash Receipts | January-March 1993 |
| 26 | Farm Net Income | 1992 |
| 27 | Industrial Product Price Index | April 1993 |
| 27 | Raw Materials Price Index | April 1993 |
| 27 | International Travel Account | January-March 1993 |
| 28 | Retail Trade | March 1993 |
| 28 | Monthly Survey of Manufacturing | March 1993 |
| 28 | Employment, Earnings and Hours | March 1993 |
| 28 | Quarterly Financial Statistics of Enterprises | First Quarter 1993 |


TI

STATISTICS CANADA LIBRARY
BIBLIOTHEQUE STATISTIQUE CANADA

1010141431

KET

RESEARCH HANDBOOK 1992



Brainstorming with your colleagues produces some great marketing ideas. But which ones will you use? The **Market Research Handbook 1992** can help you narrow your options before you commit any more time and resources to developing your strategy.

This handbook is the most comprehensive statistical compendium on Canadian consumers and the businesses that serve them. It helps you to identify, define and locate your target markets.

Looking for . . .

. . . socio-economic and demographic profiles of 45 urban areas?

. . . revenue and expenditure data for retailers and small businesses?

***The fastest
way to get
off to a
good start !***

The **Market Research Handbook 1992** has it all . . . and more. It provides information on:

- personal spending
- size and composition of households
- wages and salaries
- investment in Canadian industries
- labour force in various industries
- industry and consumer prices

It has been one of our bestsellers since 1977 for the simple reason that it offers such a range and depth of market data. Save time and money when you're looking for data or data sources, keep the **Market Research Handbook 1992** close at hand for easy reference.

The **Market Research Handbook 1992** (Cat. no. 63-224) is \$94 (plus 7 % GST) in Canada, US\$113 in the United States and US\$132 in other countries.

To order, write to Publication Sales, Statistics Canada, Ottawa, Ontario, K1A 0T6 or contact the nearest Statistics Canada Reference Centre listed in this publication.

For faster service fax your order to 1-613-951-1584. Or call toll-free 1-800-267-6677 and use your VISA or MasterCard.