



The Daily

Statistics Canada

Tuesday, July 13, 1993
For release at 8:30 a.m.

NOT FOR LOAN
NE S'EMPRUNTE PAS



MAJOR RELEASE

- **Travel Between Canada and Other Countries, May 1993** 2
Seasonally adjusted, same-day automobile trips by Canadian residents to the United States increased marginally in May 1993. This is the fourth consecutive monthly increase.

DATA AVAILABILITY ANNOUNCEMENT

The Dairy Review, May 1993 4

PUBLICATIONS RELEASED

STATISTICS STATISTIQUE
CANADA CANADA

JUL 13 1993

LIBRARY
BIBLIOTHÈQUE



Statistics
Canada

Statistique
Canada

Canada

MAJOR RELEASE

Travel Between Canada and Other Countries

May 1993

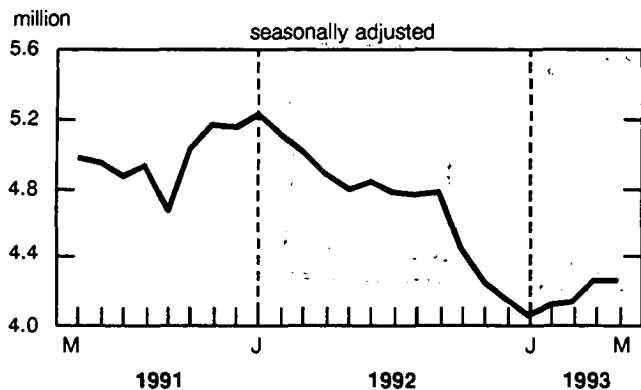
Seasonally adjusted, same-day automobile trips by Canadian residents to the United States increased marginally in May 1993. This is the fourth consecutive monthly increase.

Seasonally Adjusted

Seasonally adjusted data, which highlight month-to-month trends in international travel, show a 0.8% increase in total travel to Canada in May 1993. Meanwhile, outbound Canadian travel decreased slightly (-0.4%).

Same-day automobile trips by Canadian residents to the United States increased marginally (+0.2%) from April, to 4.2 million, although the volume was substantially below the May 1992 level. The last four months have seen a reversal of the downtrend in same-day, cross-border automobile trips by Canadian residents which was evident from February 1992 through January 1993.

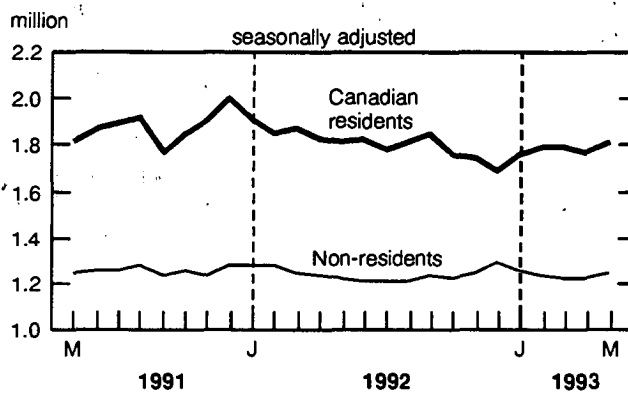
Same-day Automobile Trips by Canadian Residents to the United States



Automobile trips of one or more nights to the United States increased 4.2% to 1.1 million.

Canadian residents' trips of one or more nights to all countries by all modes of travel increased 3.0% to 1.8 million. Trips of one or more nights to the United States by all modes of travel (including automobile)

Trips of One or More Nights Between Canada and Other Countries



increased 3.3% to 1.5 million. Trips to all other countries increased 1.2% to 279,000, continuing the uptrend visible since May 1991.

Trips of one or more nights to Canada by non-residents increased 1.7% to 1.2 million. The level of this type of travel has fluctuated within a narrow band since late 1986. Trips of one or more nights to Canada by residents of the United States increased marginally (+0.2%) to 980,000, while comparable trips by residents of all other countries increased 7.7% to 258,000.

Unadjusted

In terms of actual counts, same-day automobile trips by Canadian residents to the United States dropped 11.7% from May 1992 to 4.5 million.

Automobile trips to the United States of one or more nights also decreased from the year before, down 2.8% to 1.0 million.

Canadian residents' trips of one or more nights to all countries by all modes of travel increased 0.8% from May 1992 to 1.7 million: trips of one or more nights to the United States were relatively stable at 1.5 million, but similar trips to all other countries increased 6.4% to 251,000.

Trips of one or more nights to Canada by non-residents increased 0.5% from May 1992 to 1.3 million: trips of one or more nights to Canada by residents of the United States decreased 1.2% to 1.0 million, but comparable trips by residents of all other countries increased 7.2% to 288,000.

Available on CANSIM: matrices 2661-2697.

Seasonally adjusted and unadjusted data for trips of one or more nights between Canada and the United States have been revised on CANSIM back to January 1992.

The May 1993 issue of *International Travel - Advance Information* (66-001P, \$6.10/\$61) will be available shortly. See "How to Order Publications".

For further information on this release, contact Ruth McMillan (613-951-1791), International Travel Section, Education, Culture and Tourism Division.

Travel Between Canada and Other Countries

	February 1993 ^r	March 1993 ^r	April 1993 ^r	May 1993 ^p
	'000			
	seasonally adjusted			
One or More Nights Trips¹				
Non-resident Travellers:				
United States	978	956	977	980
Other Countries ²	247	253	239	258
Residents of Canada:				
United States	1,514	1,522	1,487	1,536
Other Countries	269	269	275	279
Total Trips				
Non-resident Travellers:				
United States	2,674	2,604	2,678	2,690
Other Countries	278	278	275	286
Residents of Canada:				
United States	5,693	5,727	5,833	5,807
Auto Re-entries				
Same-day	4,102	4,120	4,244	4,251
One or More Nights	1,055	1,100	1,051	1,095
	May 1993 ^p	May 1992 to May 1993	January to May ^p 1993	January-May 1992 to January-May ^p 1993
	'000	% change	'000	% change
	unadjusted			
One or More Nights Trips¹				
Non-Resident Travellers:				
United States	1,044	-1.2	3,100	-1.5
Other Countries ²	288	7.2	805	2.4
Residents of Canada:				
United States	1,482	-0.1	6,659	-5.8
Other Countries	251	6.4	1,546	6.0
Total Trips				
Non-resident Travellers:				
United States	2,835	-2.0	9,952	-2.5
Other Countries	317	6.5	896	2.9
Residents of Canada:				
United States	6,115	-9.0	26,483	-14.8
Auto Re-entries				
Same-day	4,532	-11.7	19,385	-17.6
One or More Nights	1,030	-2.8	4,212	-10.4

¹ Estimates for the United States include counts of auto and bus, and estimated numbers for plane, train, boat and other methods.

² Figures for "Other Countries" exclude same-day entries by land only, via the United States.

^p Preliminary.

^r Revised.

DATA AVAILABILITY ANNOUNCEMENT

Dairy Review May 1993


Creamery butter production in Canada totalled 7 200 tonnes in May, an 11.1% decrease from a year earlier. Production of cheddar cheese amounted to 8 800 tonnes, a 9.3% decrease from May 1992.

An estimated 575 000 kilolitres of milk were sold off Canadian farms for all purposes in April 1993, a 3.0% decrease from April 1992. This brought the total estimate of milk sold off farms during the first four months of 1993 to 2 222 000 kilolitres, a decrease of 6.0% from the January to April 1992 period.

Available on CANSIM: matrices 3428, 5632-5638, 5650-5661, 5664-5667 and 5673.

The May 1993 issue of *The Dairy Review* (23-001, \$12.20/\$122) is scheduled for release on July 28. See "How to Order Publications".

For further information, contact Russell Kowaluk (613-951-2511), Agriculture Division. ■



Statistics Canada's Official Release Bulletin for Statistical Information

Catalogue 11-001E. Price: Canada: \$120.00 annually; United States: US\$144.00 annually; Other Countries: US\$168.00 annually

Published by the Communications Division
Statistics Canada, 10-N, R.H. Coats Bldg., Tunney's Pasture, Ottawa, Ontario K1A 0T6.

Senior Editor: Greg Thomson (613-951-1187)
Editor: Caroline Paris (613-951-1103)

Published by authority of the Minister responsible for Statistics Canada. © Minister of Industry, Science and Technology, 1993. All rights reserved. No part of this publication may be reproduced, stored in a retrieval system or transmitted in any form or by any means, electronic, mechanical, photocopying, recording or otherwise without prior written permission from Licence Services, Marketing Division, Statistics Canada, Ottawa, Ontario, Canada K1A 0T6.

PUBLICATIONS RELEASED

Grain Trade of Canada, 1991-92.

Catalogue number 22-201

(Canada: \$39; United States: US\$47;
Other Countries: US\$55).

Pulpwood and Wood Residue Statistics,

May 1993.

Catalogue number 25-001

(Canada: \$6.10/\$61; United States: US\$7.30/US\$73;
Other Countries: US\$8.50/US\$85).

Oils and Fats, May 1993.

Catalogue number 32-006

(Canada: \$5/\$50; United States: US\$6/US\$60;
Other Countries: US\$7/US\$70).

Summary of Canadian International Trade,
April 1993.

Catalogue number 65-001

(Canada: \$18.20/\$182; United States: US\$21.80/
US\$218; Other Countries: US\$25.50/US\$255).

Employment, Earnings and Hours, April 1993.

Catalogue number 72-002

(Canada: \$28.50/\$285; United States: US\$34.20/
US\$342; Other Countries: US\$39.90/US\$399).

The paper used in this publication meets the minimum requirements of American National Standard for Information Sciences - Permanence of Paper for Printed Library Materials, ANSI Z39.48 - 1984.



How to Order Publications

Simplify your search for data with the Statistics Canada Catalogue 1993. Using the keyword index, you'll find sources for statistics on all areas of Canadian social and economic activity. For easy access to over 900 Statistics Canada products and services, order the Statistics Canada Catalogue 1993 (11-204E, \$13.95; United States: US\$17; Other Countries: US\$20).

You may order Statistics Canada products and services by telephone. From Canada and the United States, call toll-free 1-800-267-6677. From all other locations, call 613-951-7277 (not toll-free).

You may purchase Statistics Canada publications by writing to Publication Sales, Room 1710, Main Building, Statistics Canada, Ottawa K1A 0T6.

Please enclose a cheque or money order payable to the Receiver General for Canada/Publications. Provide full information on each publication order (catalogue number, title, issue). Canadian customers, please add 7% GST.

Publications may also be ordered from Statistics Canada's Regional Reference Centres in St. John's, Halifax, Montreal, Ottawa, Toronto, Winnipeg, Regina, Edmonton, Calgary and Vancouver, or from authorized bookstore agents or other booksellers.



1010144429

Now More Than Ever, Strategic Planning Requires Reliable Trade Information...

... And We've Got It.

At the International Trade Division, Statistics Canada, we edit, compile and analyse data from hundreds of thousands of Customs documents each month. Available on tape, printouts, microfiche, diskettes or publications, these statistics can serve to:

- ✓ determine market shares
- ✓ identify domestic and foreign market trends
- ✓ forecast inventory and plan production
- ✓ describe merchandise trade

Do You Need A Special Report Designed To Meet Your Specific Needs? We've Got It!

If you are interested in one commodity or a certain country, you may wish a monthly, quarterly or annual report on exports/imports. We can tailor a report just for you. Data variables include:

- ✓ U.S. state of destination
- ✓ quantity shipped
- ✓ mode of transport
- ✓ HS class
- ✓ country origin/destination
- ✓ value of commodity shipped

Do You Need Comprehensive World Trade Data? We've Got It!

Our World Trade Database presents a complete matrix of country to country trade flows for 160 countries, 600 commodities and 300 industries. That's the most comprehensive database of comparable trade data available today.

Do You Need a Complete Database of Timely Trade Statistics? We've Got It!

TIERS, our new software package provides data on over 15,000 commodities for 200 countries at the most detailed level for imports and exports. It is updated monthly, just 48 hours after the data are released and allows you immediate access to quantity, value, province, year and U.S. state code variables.

Put Our Data To Work For You!

To receive a free copy of the Catalogue of Products and Services available from the International Trade Division or to talk with a technical consultant about how we can help you, please contact:

Trade Information Unit,
International Trade Division,
9-B2 Jean Talon Building, Tunney's Pasture,
Ottawa, Ontario K1A 0T6,
Tel: (613) 951-9647, Fax: (613) 951-0117