

The Daily

Statistics Canada

NOT FOR LOAN
NE S'EMPRUNTE PAS

Friday, July 2, 1993

For release at 8:30 a.m.



MAJOR RELEASE

• Characteristics of Dual-earner Families, 1991


2

Dual-earner families – families where both spouses reported income from employment – made up 61.2% of all husband-wife families in 1991, a slight decline from 61.6% in 1990 and the second decline in two years.

DATA AVAILABILITY ANNOUNCEMENTS

Steel Primary Forms, Week Ending June 26, 1993 (Preliminary)

Steel Primary Forms, May 1993



4

4

5

PUBLICATIONS RELEASED

MAJOR RELEASE DATES: Week of July 5-9

6

INDEX TO DATA RELEASES: June 1993



Statistics
Canada

Statistique
Canada

Canada

MAJOR RELEASE

Characteristics of Dual-earner Families 1991

Dual-earner families – families where both spouses reported income from employment – made up 61.2% of all husband-wife families in 1991, a slight decline from 61.6% in 1990 and the second decline in two years.

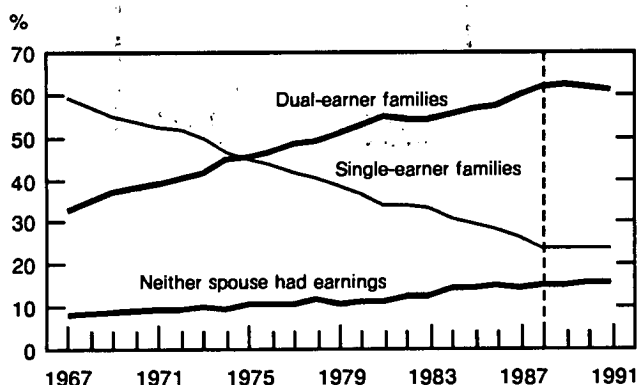
Prior to 1988, dual-earner families increased steadily as a proportion of husband-wife families. Since 1988, however, this proportion has changed very little.

By contrast, single-earner families declined as a proportion of all husband-wife families prior to 1988, but this proportion has also changed very little in more recent years.

Families in which neither spouse earned income continued their historically slow upward trend, reflecting the aging of the population and an increasing tendency for early retirement.

If the proportion of single-earner families has remained virtually constant over the last four years, this constancy is the result of two off-setting trends: husband single-earner families have been decreasing in importance, while wife single-earner families have been increasing.

Percentage Distribution of Husband-Wife Families by Earning Status of Spouses



Note to Users

The classification of husband-wife families as "dual-earner", "single-earner" and "no-earner" is strictly based on the earning status of the spouses. Although the earning status of other family members is ignored, reported earnings of these members are still included in the family income.

In 1991, both dual-earner and single-earner families saw their average income drop by 2.0% from their 1990 averages, to \$65,113 and \$49,473, respectively (after adjustment for inflation as measured by changes in the Consumer Price Index). Average income of families with no earners decreased by 5.1% to \$32,455.

In dual-earner families, the earnings of the husband contributed a reduced proportion of total family income in 1991 (54.8%, down from 55.8% in 1990). The wife's earnings contributed 29.9%, up from 29.4% in 1990. The remainder of family income (15.3%) came from the earnings of other family members, investment income, transfer payments and pensions.

There is a very strong relationship between husband-wife family income and employment experience of the spouses. For example, when both spouses were full-year full-time earners, family income in 1991 was \$75,827, compared with \$43,629 when both spouses were less than full-time earners.

The average earnings of wives employed full-year full-time in dual-earner families were \$27,022. For husbands with equivalent work experience, average earnings were \$40,539. This yields a wife to husband earnings ratio of 66.7%.

Wives earned more than husbands in 22.6% of dual-earner families, up from 19.8% in 1990.

Characteristics of Dual-earner Families, 1991 (13-215, \$25) is now available. See "How to Order Publications". This publication is the last in a series of six reports on 1991 income from the annual Survey of Consumer Finances. The first report, *Income Distributions by Size in Canada, 1991* (13-207), was released in November 1992.

Microdata tapes containing information on dual-earner families for 1991 and for earlier years may be ordered by contacting the Household Surveys Division. These tapes have been carefully reviewed to ensure that they do not contain information that

might allow identification of specific households, families or individuals.

For more information concerning these data or the availability of special request tabulations, contact the Income and Housing Surveys Section (613-951-9775), Household Surveys Division.

Average Income of Husband-wife Families by Earning Status of Spouses

	1967	1971	1981	1988	1989	1990	1991
	constant 1991 dollars						
Dual-earner Families	41,345	49,877	63,028	65,666	66,205	66,341	65,113
Single-earner Families							
Husband Sole Earner	35,466	41,969	49,697	51,008	54,227	51,531	51,174
Wife Sole Earner	20,881	24,277	38,378	40,520	47,740	45,394	42,441
Total	35,205	41,498	48,848	49,668	53,255	50,492	49,473
Neither Spouse had Earnings	16,783	18,595	27,020	30,722	33,159	34,207	32,455
All Husband-wife Families	35,764	42,694	54,244	56,830	58,417	57,796	56,444

DATA AVAILABILITY ANNOUNCEMENTS

Steel Primary Forms

Week Ending June 26, 1993 (Preliminary)

Steel primary forms production for the week ending June 26, 1993 totalled 260 629 tonnes, down 8.6% from the week-earlier 285 155 tonnes and down 6.8% from the year-earlier 279 760 tonnes.

The cumulative total at the end of the week was 6 972 013 tonnes, a 3.3% increase from 6 750 238 tonnes for the same period in 1992.

For more detailed information on this release, contact Greg Milsom (613-951-9827), Industry Division. ■

Steel Primary Forms

May 1993


Steel primary forms production for May 1993 totalled 1 236 310 tonnes, up 7.3% from 1 152 155^r (revised) tonnes the previous year.

Year-to-date production at the end of May 1993 reached 5 977 544 tonnes, up 4.6% from 5 713 252^r tonnes a year earlier.

Available on CANSIM: matrices 58 and 122 (series 22-25).

The May 1993 issue of *Primary Iron and Steel* (41-001, \$5/\$50) will be available at a later date.

For more detailed information on this release, contact Greg Milsom (613-951-9827), Industry Division. ■



Statistics Canada's Official Release Bulletin for Statistical Information

Catalogue 11-001E. Price: Canada: \$120.00 annually; United States: US\$144.00 annually; Other Countries: US\$168.00 annually

Published by the Communications Division
Statistics Canada, 10-N, R.H. Coats Bldg., Tunney's Pasture, Ottawa, Ontario K1A 0T6.

Senior Editor: Greg Thomson (613-951-1187)
Editor: Tim Prichard (613-951-1103)

Published by authority of the Minister responsible for Statistics Canada. • Minister of Industry, Science and Technology, 1993. All rights reserved. No part of this publication may be reproduced, stored in a retrieval system or transmitted in any form or by any means, electronic, mechanical, photocopying, recording or otherwise without prior written permission from Licence Services, Marketing Division, Statistics Canada, Ottawa, Ontario, Canada K1A 0T6.

PUBLICATIONS RELEASED

Characteristics of Dual-earner Families, 1991.

Catalogue number 13-215

(Canada: \$25; United States: US\$30; Other Countries: US\$35).

Production and Inventories of Process Cheese and Instant Skim Milk Powder, May 1993.

Catalogue number 32-024

(Canada: \$5/\$50; United States: US\$6/US\$60; Other Countries: US\$7/US\$70).

Beverage and Tobacco Products Industries, 1990.

Catalogue number 32-251

(Canada: \$35; United States: US\$42; Other Countries: US\$49).

Rigid Insulating Board, May 1993.

Catalogue number 36-002

(Canada: \$5/\$50; United States: US\$6/US\$60; Other Countries: US\$7/US\$70).

Steel Wire and Specified Wire Products, May 1993.

Catalogue number 41-006

(Canada: \$5/\$50; United States: US\$6/US\$60; Other Countries: US\$7/US\$70).

Factory Sales of Electric Storage Batteries, May 1993.

Catalogue number 43-005

(Canada: \$5/\$50; United States: US\$6/US\$60; Other Countries: US\$7/US\$70).

Gypsum Products, May 1993.

Catalogue number 44-003

(Canada: \$5/\$50; United States: US\$6/US\$60; Other Countries: US\$7/US\$70).

Asphalt Roofing, May 1993.

Catalogue number 45-001

(Canada: \$5/\$50; United States: US\$6/US\$60; Other Countries: US\$7/US\$70).

Quarterly Report on Energy Supply-demand in Canada, 1992-IV.

Catalogue number 57-003

(Canada: \$31.75/\$127; United States: US\$38/US\$152; Other Countries: US\$44.50/US\$178).

Unemployment Insurance Statistics, 1993 Annual Supplement.

Catalogue number 73-202S

(Canada: \$38; United States: US\$46; Other Countries: US\$53).

The paper used in this publication meets the minimum requirements of American National Standard for Information Sciences - Permanence of Paper for Printed Library Materials, ANSI Z39.48 - 1984.



How to Order Publications

Simplify your search for data with the Statistics Canada Catalogue 1993. Using the keyword index, you'll find sources for statistics on all areas of Canadian social and economic activity. For easy access to over 900 Statistics Canada products and services, order the Statistics Canada Catalogue 1993 (11-204E, \$13.95; United States: US\$17; Other Countries: US\$20).

You may order Statistics Canada products and services by telephone. From Canada and the United States, call toll-free 1-800-267-6677. From all other locations, call 613-951-7277 (not toll-free).

You may purchase Statistics Canada publications by writing to Publication Sales, Room 1710, Main Building, Statistics Canada, Ottawa K1A 0T6.

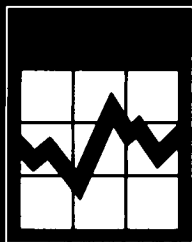
Please enclose a cheque or money order payable to the Receiver General for Canada/Publications. Provide full information on each publication order (catalogue number, title, issue). Canadian customers, please add 7% GST.

Publications may also be ordered from Statistics Canada's Regional Reference Centres in St. John's, Halifax, Montreal, Ottawa, Toronto, Winnipeg, Regina, Edmonton, Calgary and Vancouver, or from authorized bookstore agents or other booksellers.

MAJOR RELEASE DATES

Week of July 5-9
(Release dates are subject to change)

Anticipated date(s) of release	Title	Reference period
6	Estimates of Labour Income	April 1993
6	Short-term Expectations Survey	
7	Help-wanted Index	June 1993
8	New Housing Price Index	May 1993
9	Labour Force Survey	June 1993
9	New Motor Vehicle Sales	May 1993
9	Farm Product Price Index	May 1993



The Daily

Statistics Canada

Index to Data Releases JUNE 1993

Subject	Reference Period	Release Date
Air Carrier Fare Basis Statistics	Third Quarter 1992	June 22, 1993
Air Carrier Operations in Canada	April-June 1992	June 24, 1993
Apparent per Capita Food Consumption	1991 and 1992	June 10, 1993
Asphalt Roofing	April 1993	June 2, 1993
	May 1993	June 28, 1993
Average Prices of Selected Farm Inputs	May 1993	June 9, 1993
Aviation Statistics Centre Service Bulletin	June 1993	June 16, 1993
Balance of International Payments	First Quarter 1993	June 21, 1993
Basic Summary Tabulations	1991 Census	June 17, 1993
Blow-moulded Plastic Bottles	First Quarter 1993	June 14, 1993
Building Permits	1992	June 23, 1993
	April 1993 (Preliminary)	June 15, 1993
Campus Bookstores	1991-92	June 18, 1993
Canada's International Investment Position - Historical Statistics	1926 to 1992	June 16, 1993
Canada's International Transactions in Securities	April 1993	June 24, 1993
Canada-United States Volume and Price Comparisons Based on Purchasing Parities		June 14, 1993
Canadian Domestic Travel	Fourth Quarter 1992	June 16, 1993
Canadian Economic Observer	June 1993	June 17, 1993
Cement	April 1993	June 2, 1993
	May 1993	June 30, 1993
Census Catalogue, 1991 (Second Edition)	1991 Census	June 23, 1993
Census Profiles CD-ROM	1991 Census	June 28, 1993
Characteristics of International Travellers	1992	June 8, 1993
Civil Aviation Statistics	First Quarter 1993	June 10, 1993
Coal and Coke Statistics	March 1993	June 7, 1993
	April 1993	June 30, 1993



Statistics
Canada

Statistique
Canada

Canada

Index to Data Releases, June 1993

Subject	Reference Period	Release Date
Composite Indicator	May 1993	June 10, 1993
Construction Type Plywood	April 1993	June 24, 1993
Construction Union Wage Rate Index	May 1993	June 18, 1993
Consumer Price Index	May 1993	June 18, 1993
Corrugated Boxes and Wrappers	May 1993	June 21, 1993
Crude Oil and Natural Gas	March 1993	June 14, 1993
	April 1993	June 24, 1993
Crude Petroleum and Natural Gas Industry - Volume and Value of Marketable Production and Capital and Operating Expenditures	1992 (Preliminary) and 1991 (Final)	June 22, 1993
Dairy Review	April 1993	June 11, 1993
Deliveries of Major Grains	April 1993	June 16, 1993
Department Store Sales	May 1993 (Advance Release)	June 17, 1993
Department Store Sales by Province and Metropolitan Area	April 1993	June 10, 1993
Economic Dependency Profile	1991	June 25, 1993
Electric Lamps	May 1993	June 17, 1993
Electric Power Statistics	March 1993	June 2, 1993
	April 1993	June 30, 1993
Electric Storage Batteries	April 1993	June 7, 1993
	May 1993	June 28, 1993
Employment, Earnings and Hours	April 1993	June 28, 1993
Energy Supply and Demand in Canada	1992	June 18, 1993
Export and Import Price Indices	April 1993	June 17, 1993
Extraction System of Agricultural Statistics (ESAS)		June 11, 1993
Farm Product Price Index	April 1993	June 9, 1993
Federal Government Enterprise Finance	1991 Actual (Fiscal Year Ended Nearest to December 31)	June 30, 1993
Field Crop Reporting Series No. 4: Preliminary Estimates of Principal Field Crop Areas, Canada	1993	June 30, 1993
Financial Flow Accounts	First Quarter 1993	June 21, 1993
Focus on Culture	Spring 1993	June 30, 1993
Fruit and Vegetable Area Survey	1993	June 17, 1993
Fruit and Vegetable Production	July 1993	June 30, 1993
Government Revenue and Expenditure (SNA Basis)	First Quarter 1993	June 25, 1993
Greenhouse Industry	1992	June 2, 1993
Gypsum Products	May 1993	June 29, 1993
Health Reports	First Quarter 1993	June 28, 1993
Help-wanted Index	May 1993	June 2, 1993

Index to Data Releases, June 1993

Subject	Reference Period	Release Date
Hospital Morbidity and Surgical Procedures	1990-91	June 24, 1993
Hospital Statistics - Annual Report	1990/91 (Preliminary)	June 3, 1993
Industrial Capacity Utilization Rates	First Quarter 1993	June 3, 1993
Industrial Product Price Index	May 1993	June 25, 1993
Investment Income of Canadians		June 15, 1993
Labour Force Income Profiles	1991	June 16, 1993
Labour Force Survey	May 1993	June 4, 1993
Language, Tradition, Health, Lifestyle and Social Issues	1991 Aboriginal Peoples Survey	June 29, 1993
List of Hospitals	1992	June 25, 1993
List of Residential Care Facilities	1992	June 25, 1993
Local Government Long-term Debt	May 1993	June 25, 1993
Making the Canadian Cancer Registry	1969-1988	June 16, 1993
Milling and Crushing Statistics	April 1993	June 11, 1993
Mineral Wool Including Fibrous Glass Insulation	May 1993	June 18, 1993
Monthly Survey of Manufacturing	April 1993	June 17, 1993
Motion Picture Theatres and Film Distribution Surveys	1991-92	June 17, 1993
Motor Carriers of Freight Quarterly Survey - Large Carriers	First Quarter 1993	June 23, 1993
Mushroom Production	1992 (Preliminary)	June 16, 1993
National Income and Expenditure Accounts	First Quarter 1993	June 21, 1993
New Housing Price Index	April 1993	June 10, 1993
New Motor Vehicle Sales	April 1993	June 9, 1993
Nursery Trades Industry	1992	June 8, 1993
Occupation Data, 1991 Standard Occupational Classification	1991 Census	June 30, 1993
Oil Pipeline Transport	March 1993	June 4, 1993
Oils and Fats	April 1993	June 11, 1993
Particleboard, Waferboard and Fibreboard	April 1993	June 14, 1993
Passenger Bus and Urban Transit Statistics	April 1993	June 9, 1993
Periodical Publishing	1991-92	June 9, 1993
Poultry and Egg Production	1992	June 9, 1993
Preliminary Statement of Canadian International Trade	April 1993	June 17, 1993
Process Cheese and Instant Skim Milk Powder	April 1993	June 2, 1993
	May 1993	June 29, 1993
Processed Fruits and Vegetables	April 1993	June 14, 1993
Production of Eggs	April 1993	June 10, 1993
Production, Shipments and Stocks on Hand of Sawmills East of the Rockies	April 1993	June 23, 1993

Index to Data Releases, June 1993

Subject	Reference Period	Release Date
Production, Shipments and Stocks on Hand of Sawmills in British Columbia	April 1993	June 24, 1993
Pulpwood and Wood Residue Statistics	April 1993	June 9, 1993
Quarterly Demographic Statistics	January-March 1993 (Preliminary)	June 18, 1993
Rail in Canada	1991 (Preliminary)	June 3, 1993
Railway Carloadings	April 1993	June 10, 1993
	Seven-day Period Ending May 21, 1993	June 3, 1993
	10-day Period Ending May 31, 1993	June 10, 1993
	Seven-day Period Ending June 7, 1993	June 17, 1993
	Seven-day Period Ending June 14, 1993	June 24, 1993
Railway Operating Statistics	December 1992	June 15, 1993
	January 1993	June 24, 1993
Raw Materials Price Index	May 1993	June 25, 1993
Raw Materials Price Index - Early Estimate	May 1993	June 9, 1993
Real Gross Domestic Product at Factor Cost by Industry	April 1993	June 30, 1993
Religions in Canada, Families: Social and Economic Characteristics, Fertility, Place of Work	1991 Census	June 1, 1993
Residential Building Permits	May 1993 (Advance Estimate)	June 30, 1993
Restaurants, Caterers and Taverns	April 1993	June 23, 1993
Retail Trade	April 1993	June 21, 1993
Rigid Insulating Board	April 1993	June 2, 1993
	May 1993	June 29, 1993
RRSP Assets	December 31, 1992	June 7, 1993
Sales of Natural Gas	April 1993 (Preliminary)	June 18, 1993
Sales of Refined Petroleum Products	May 1993	June 28, 1993
School, Work and Dropping Out	1991	June 16, 1993
Selected Financial Indices	May 1993	June 18, 1993
Seven Decades of Wage Changes		June 8, 1993
Shipments of Rolled Steel	April 1993	June 22, 1993
Short-term Expectations Survey		June 2, 1993
Soft Drinks	May 1993	June 15, 1993
Specified Domestic Electrical Appliances	April 1993	June 8, 1993
Steel Pipe and Tubing	April 1993	June 11, 1993
Steel Primary Forms	April 1993	June 10, 1993
	Week Ending May 29, 1993 (Preliminary)	June 3, 1993
	Week Ending June 5, 1993 (Preliminary)	June 10, 1993
	Week Ending June 12, 1993 (Preliminary)	June 17, 1993
	Week Ending June 19, 1993 (Preliminary)	June 24, 1993
Steel Wire and Specified Wire Products	April 1993	June 2, 1993
	May 1993	June 29, 1993
Stocks of Frozen Meat Products	June 1, 1993	June 25, 1993
Stocks of Frozen Poultry Products	June 1, 1993 (Preliminary)	June 18, 1993
Sub-provincial Retail Trade	1990	June 29, 1993
Sugar Sales	May 1993	June 7, 1993

Index to Data Releases, June 1993

Subject	Reference Period	Release Date
Telephone Statistics	April 1993	June 18, 1993
Therapeutic Abortions	1991	June 2, 1993
Tobacco Products	May 1993	June 22, 1993
Travel Between Canada and Other Countries	April 1993	June 11, 1993
Unemployment Insurance Statistics	April 1993	June 30, 1993
Unincorporated Places	1991 Census	June 30, 1993
Wholesale Trade	April 1993	June 22, 1993



1010143799

INTRODUCING


Statistics Canada's most frequently requested health information - now in one comprehensive quarterly journal

- **Feature Articles...** on key topics like the results of recent research on cancer, cardio-vascular disease, etiology, and the socio-economic impact of health issues on Canadians
- **Highlights...** capsule summaries of the latest health data released by Statistics Canada
- **Selected Indicators...** to let you track and monitor important health trends on a national, regional or provincial level, including hospital indicators, mortality and morbidity statistics and national health levels

And, every issue of **Health Reports** includes a list of available information and sources to contact for specialized tabulations or custom data.

Be informed. Don't miss a single issue. Order your subscription today!

A subscription to **Health Reports** (Catalogue No. 82-003) is \$104 annually in Canada, US\$125 in the United States and US\$146 in other countries.



To order, write to: Publication Sales,
Statistics Canada, Ottawa, Ontario,
K1A 0T6, or contact your nearest Statistics
Canada Regional Reference Centre, listed in
this publication.

For faster service, fax your order to

1-613-951-1584

Or call toll free at

1-800-267-6677

and use your VISA or MasterCard.