


The Daily

Statistics Canada

**NOT FOR LOAN
NE S'EMPRUNTE PAS**

Thursday, July 8, 1993

For release at 8:30 a.m.



MAJOR RELEASE

• New Housing Price Index, May 1993

2

The New Housing Price Index (1986 = 100) for Canada stood at 135.8 in May, down 0.4% from April 1993.

DATA AVAILABILITY ANNOUNCEMENTS

Steel Primary Forms, Week Ending July 3, 1993 (Preliminary)

3

Oils and Fats, May 1993

3

Pulpwood and Wood Residue Statistics, May 1993

3

PUBLICATIONS RELEASED

4



Statistics
Canada

Statistique
Canada

Canada

MAJOR RELEASE

New Housing Price Index

May 1993

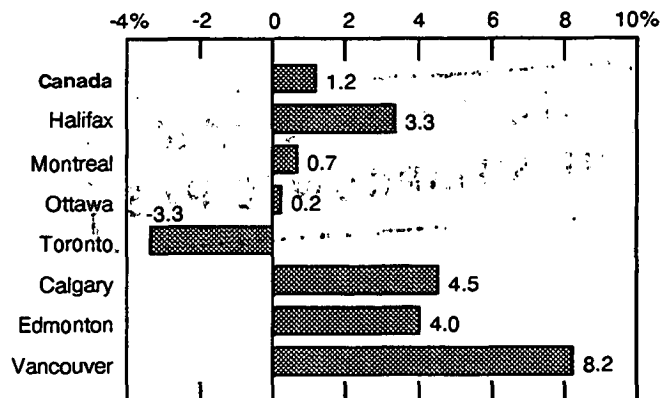
The New Housing Price Index (1986=100) for Canada stood at 135.8 in May, down 0.4% from April 1993. The estimated house only index decreased 0.7% and the land only index increased 0.4%.

The largest monthly increases were recorded in Halifax (+0.6%) and Sudbury-Thunder Bay (+0.4%). Vancouver registered the largest monthly decrease (-0.8%) among the eight cities registering declines this month.

The index of Canadian housing contractors' selling prices was up 1.2% from a year earlier. This movement was influenced by an increase of 8.2% in Vancouver as well as by increases in Regina (+4.9%) and Calgary (+4.5%). However, these increases were partly offset by decreases in Toronto (-3.3%), St. Catharines-Niagara (-2.6%) and Hamilton (-2.2%).

New Housing Price Index

% Change from May 1992 to May 1993



Available on CANSIM: matrix 2032.

The second quarter 1993 issue of *Construction Price Statistics* (62-007, \$18/\$72) will be available in September. See "How to Order Publications".

For more detailed information on this release, please contact the Information and Current Analysis Unit (613-951-9607), Prices Division.

New Housing Price Indexes

1986 = 100

	May 1992	April 1993	May 1993	May 1992 to May 1993	April 1993 to May 1993
	% change				
Canada Total	134.2	136.4	135.8	1.2	-0.4
House only	124.5	126.1	125.2	0.6	-0.7
Land only	162.8	168.1	168.7	3.6	0.4
St. John's	126.8	127.0	127.0	0.2	-
Halifax	110.7	113.6	114.3	3.3	0.6
Saint John-Moncton-Fredericton	115.7	115.6	115.3	-0.3	-0.3
Quebec City	137.1	135.3	135.5	-1.2	0.1
Montreal	134.7	135.7	135.7	0.7	-
Ottawa-Hull	122.8	123.6	123.1	0.2	-0.4
Toronto	141.1	137.3	136.4	-3.3	-0.7
Hamilton	130.4	127.6	127.5	-2.2	-0.1
St. Catharines-Niagara	131.7	129.0	128.3	-2.6	-0.5
Kitchener-Waterloo	125.1	126.4	126.7	1.3	0.2
London	146.6	146.0	146.3	-0.2	0.2
Windsor	127.4	127.4	127.4	-	-
Sudbury-Thunder Bay	131.8	134.6	135.2	2.6	0.4
Winnipeg	108.5	112.8	112.7	3.9	-0.1
Regina	117.3	123.0	123.0	4.9	-
Saskatoon	107.2	111.3	111.3	3.8	-
Calgary	132.9	139.4	138.9	4.5	-0.4
Edmonton	142.3	147.8	148.0	4.0	0.1
Vancouver	134.2	146.4	145.2	8.2	-0.8
Victoria	127.7	131.3	131.7	3.1	0.3

- Nil or zero.

DATA AVAILABILITY ANNOUNCEMENTS

Steel Primary Forms

Week Ending July 3, 1993 (Preliminary)

Steel primary forms production for the week ending July 3, 1993 totalled 269 906 tonnes, up 3.6% from the week-earlier 260 629 tonnes but down 2.1% from the year-earlier 275 658 tonnes.

The cumulative total at the end of the week was 7 241 919 tonnes, a 3.1% increase from 7 025 896 tonnes for the same period in 1992.

For more detailed information on this release, contact Greg Milsom (613-951-9827), Industry Division. ■

Oils and Fats

May 1993

Production of all types of deodorized oils in May 1993 totalled 62 614 tonnes, a 0.1% increase from 62 582^r (revised) tonnes produced in April 1993. The 1993 year-to-date production totalled 317 555^r tonnes, a 3.3% increase from the corresponding 1992 figure of 307 552 tonnes.

Manufacturers' packaged sales of shortening totalled 8 972 tonnes in May 1993, down from 9 776 tonnes sold the previous month. Year-to-date sales in 1993 totalled 48 265 tonnes, compared with 45 511 tonnes in 1992.

Sales of packaged salad oil totalled 5 028 tonnes in May 1993, up from 4 105 tonnes sold the previous month. Year-to-date sales in 1993 totalled 28 398 tonnes, compared with 25 929 tonnes in 1992.

Available on CANSIM: matrix 184.

The May 1993 issue of *Oils and Fats* (32-006, \$5/\$50) will be available shortly. See "How to Order Publications".

For more detailed information on this release, contact Peter Zylstra (613-951-3511), Industry Division. ■

Pulpwood and Wood Residue Statistics

May 1993

Pulpwood receipts totalled 1 506 372 cubic metres in May 1993, a decrease of 9.4% from 1 662 462^r (revised) cubic metres a year earlier. Receipts of wood residue totalled 5 371 865 cubic metres, up 3.5% from 5 192 286^r cubic metres in May 1992. Consumption of pulpwood and wood residue was 8 081 933 cubic metres, a decrease of 1.1% from 8 173 038^r cubic metres reported the previous year. May's closing inventory of pulpwood and wood residue decreased 18.9% to 11 189 421 cubic metres from 13 804 416^r cubic metres a year earlier.

Year-to-date receipts of pulpwood at the end of May 1993 totalled 13 055 180^r cubic metres, a 3.8% decrease from 13 570 864^r cubic metres a year earlier. Year-to-date receipts of wood residue increased 8.6% to 28 072 285^r cubic metres from the year-earlier 25 838 822^r cubic metres. Year-to-date consumption of pulpwood and wood residue, at 42 853 710^r cubic metres, was up 0.7% from 42 548 425^r cubic metres a year earlier.

Available on CANSIM: matrix 54.

The May 1993 issue of *Pulpwood and Wood Residue Statistics* (25-001, \$6.10/\$61) will be available at a later date.

For more detailed information on this release contact Jacques Lepage (613-951-3516), Industry Division. ■



1010144387

PUBLICATIONS RELEASED

Cereals and Oilseeds Review, April 1993.

Catalogue number 22-007

(Canada: \$13.80/\$138; United States: US\$16.60/US\$166; Other Countries: US\$19.30/US\$193).

Transportation Equipment Industries, 1990.

Catalogue number 42-251

(Canada: \$35; United States US\$42; Other Countries: US\$49).

Gas Utilities, March 1993.

Catalogue number 55-002

(Canada: \$12.70/\$127; United States: US\$15.20/US\$152; Other Countries: US\$17.80/US\$178).

Canada's International Transactions in Securities, April 1993.

Catalogue number 67-002

(Canada: \$15.80/\$158; United States: US\$19/US\$190; Other Countries: US\$22.10/US\$221).

Labour Force Information, June 1993.

Catalogue number 71-001P

(Canada: \$6.30/\$63; United States: US\$7.60/US\$76; Other Countries: US\$8.80/US\$88).

Available at 7:00 a.m. on Friday, July 9, 1993.

The paper used in this publication meets the minimum requirements of American National Standard for Information Sciences - Permanence of Paper for Printed Library Materials, ANSI Z39.48 - 1984.



How to Order Publications


Simplify your search for data with the Statistics Canada Catalogue 1993. Using the keyword index, you'll find sources for statistics on all areas of Canadian social and economic activity. For easy access to over 900 Statistics Canada products and services, order the Statistics Canada Catalogue 1993 (11-204E, \$13.95; United States: US\$17; Other Countries: US\$20).

You may order Statistics Canada products and services by telephone. From Canada and the United States, call toll-free 1-800-267-6677. From all other locations, call 613-951-7277 (not toll-free).

You may purchase Statistics Canada publications by writing to Publication Sales, Room 1710, Main Building, Statistics Canada, Ottawa K1A 0T6.

Please enclose a cheque or money order payable to the Receiver General for Canada/Publications. Provide full information on each publication order (catalogue number, title, issue). Canadian customers, please add 7% GST.

Publications may also be ordered from Statistics Canada's Regional Reference Centres in St. John's, Halifax, Montreal, Ottawa, Toronto, Winnipeg, Regina, Edmonton, Calgary and Vancouver, or from authorized bookstore agents or other booksellers.



Statistics Canada's Official Release Bulletin for Statistical Information

Catalogue 11-001E. Price: Canada: \$120.00 annually; United States: US\$144.00 annually; Other Countries: US\$168.00 annually

Published by the Communications Division
Statistics Canada, 10-N, R.H. Coats Bldg., Tunney's Pasture, Ottawa, Ontario K1A 0T6.

Senior Editor: Greg Thomson (613-951-1187)
Editor: Caroline Paris (613-951-1103)

Published by authority of the Minister responsible for Statistics Canada. © Minister of Industry, Science and Technology, 1993. All rights reserved. No part of this publication may be reproduced, stored in a retrieval system or transmitted in any form or by any means, electronic, mechanical, photocopying, recording or otherwise without prior written permission from Licence Services, Marketing Division, Statistics Canada, Ottawa, Ontario, Canada K1A 0T6.