



The Daily

Statistics Canada

Friday, August 13, 1993
For release at 8:30 a.m.

NOT FOR LOAN
NE S'EMPRUNTE PAS




MAJOR RELEASE

- **Travel Between Canada and Other Countries, June 1993**
Seasonally adjusted, trips to Canada by residents of the United States decreased in June, largely because of a decline in automobile travel.

2

DATA AVAILABILITY ANNOUNCEMENT

Dairy Review, June 1993



4

PUBLICATIONS RELEASED

5

MAJOR RELEASE DATES: Week of August 16-20

6



Statistics
Canada

Statistique
Canada

Canada

MAJOR RELEASE

Travel Between Canada and Other Countries

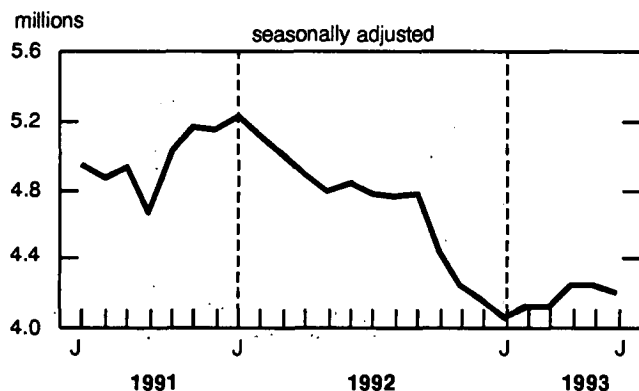
June 1993

Seasonally adjusted, trips to Canada by residents of the United States decreased in June, largely because of a decline in automobile travel.

Seasonally Adjusted

Seasonally adjusted data, which highlight month-to-month trends in international travel, show a 2.0% decrease in travel to Canada in June 1993, extending the recent downtrend evident since January 1993. Meanwhile, outbound Canadian travel decreased marginally (-0.2%).

Same-day Trips by Canadian Residents to the United States, by Automobile



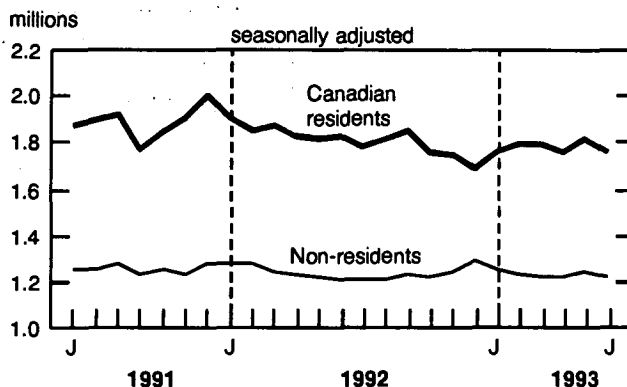
Same-day automobile trips by Canadian residents to the United States decreased 1.0% from May, to 4.2 million. This followed four consecutive monthly increases in same-day cross-border automobile trips by Canadian residents.

Automobile trips of one or more nights to the United States decreased 4.4% to 1.0 million. Meanwhile, automobile trips of one or more nights to Canada by residents of the United States dropped 5.5% to 639,000, continuing the downtrend visible since January 1993.

Canadian residents' trips of one or more nights to all countries by all modes of travel decreased 3.0% to

1.8 million. Trips of one or more nights to the United States by all modes of travel (including automobile) decreased 3.5% to 1.5 million, while trips to all other countries decreased marginally (-0.2% to 278,000).

Trips of One or More Nights between Canada and Other Countries



Trips of one or more nights to Canada by non-residents decreased 2.2% to 1.2 million. The level of this type of travel has fluctuated within a narrow band since late 1986. The short-term downtrend in trips of one or more nights to Canada by residents of the United States continued (-2.8% to 947,000), while comparable trips by residents of all other countries remained stable at 260,000.

Unadjusted

In terms of actual counts, same-day automobile trips by Canadian residents to the United States totalled 4.4 million, a drop 12.6% from June 1992.

Automobile trips to the United States of one or more nights also decreased, down 10.3% to 903,000. Meanwhile, automobile trips of one or more nights to Canada by residents of the United States dropped 4.6% to 932,000.

Canadian residents' trips of one or more nights to all countries by all modes of travel decreased 5.1% from June 1992 to 1.4 million: trips of one or more nights to the United States dropped 6.8% to 1.2 million, but similar trips to all other countries increased 6.0% to 210,000.

Trips of one or more nights to Canada by non-residents were relatively stable at 1.8 million: trips of one or more nights to Canada by residents of the United States decreased 1.4% from June 1992, to 1.4 million; however comparable trips by residents of all other countries increased 6.3% to 372,000.

The June 1993 issue of *International Travel — Advance Information* (66-001P, \$6.10/\$61) will be available shortly. See "How to Order Publications".

For further information on this release, contact Ruth McMillan (613-951-1791), International Travel Section, Education, Culture and Tourism Division.

Available on CANSIM: matrices 2661-2697.

Travel Between Canada and Other Countries

	March 1993 ^r	April 1993 ^r	May 1993 ^r	June 1993 ^p
seasonally adjusted				
'000				
One or More Nights Trips¹				
Non-resident Travellers:				
United States	953	973	974	947
Other Countries ²	253	240	259	260
Residents of Canada:				
United States	1,518	1,481	1,527	1,474
Other Countries	269	275	278	278
Total Trips				
Non-resident Travellers:				
United States	2,602	2,668	2,677	2,617
Other Countries	278	275	285	287
Residents of Canada:				
United States	5,722	5,830	5,799	5,786
Auto Re-entries				
Same-day	4,114	4,233	4,236	4,196
One or More Nights	1,094	1,040	1,080	1,032
	June 1993 ^p	June 1992 to June 1993	January to June ^p 1993	January-June 1992 to January-June ^p 1993
unadjusted				
	'000	% change	'000	% change
One or More Nights Trips¹				
Non-resident Travellers:				
United States	1,412	-1.4	4,512	-1.5
Other Countries ²	372	6.3	1,177	3.6
Residents of Canada:				
United States	1,239	-6.8	7,897	-6.0
Other Countries	210	6.0	1,756	6.0
Total Trips				
Non-resident Travellers:				
United States	3,480	-2.1	13,433	-2.4
Other Countries	402	5.8	1,298	3.8
Residents of Canada:				
United States	5,808	-11.0	32,291	-14.1
Auto Re-entries				
Same-day	4,438	-12.6	23,822	-16.7
One or More Nights	903	-10.3	5,114	-10.4

¹ Estimates for the United States include counts of auto and bus, as well as estimated numbers for plane, train, boat and other methods.

² Figures for "Other Countries" exclude same-day entries by land only, via the United States.

^p Preliminary.

^r Revised.

DATA AVAILABILITY ANNOUNCEMENT

Dairy Review

June 1993

Creamery butter production totalled 7 400 tonnes in June, up 23.3% from a year earlier. Production of cheddar cheese amounted to 9 700 tonnes, down 1.0% from June 1992.

An estimated 606 000 kilolitres of milk were sold off Canadian farms for all purposes in May 1993, down 0.1% from May 1992. This brought the total estimate of milk sold off farms during the first five

months of 1993 to 2 828 000 kilolitres, down 4.7% from the January-May 1992 period.

Available on CANSIM: matrices 3428, 5632-5638, 5650-5661, 5664-5667 and 5673.

The June 1993 issue of *The Dairy Review* (23-001, \$12.20/\$122) will be released on August 27. See "How to Order Publications".

For further information, contact Russell Kowaluk (613-951-2511), Agriculture Division. ■

PUBLICATIONS RELEASED

Production and Shipments of Steel Pipe and Tubing, June 1993.

Catalogue number 41-011

(Canada: \$5/\$50; United States: US\$6/US\$60; Other Countries: US\$7/US\$70).

Department Store Sales and Stocks, April 1993.

Catalogue number 63-002

(Canada: \$14.40/\$144; United States: US\$17.30/US\$173; Other Countries: US\$20.20/US\$202).

Teachers in Universities, 1990-91.

Catalogue number 81-241

(Canada: \$27; United States: US\$32; Other Countries: US\$38).

The paper used in this publication meets the minimum requirements of American National Standard for Information Sciences - Permanence of Paper for Printed Library Materials, ANSI Z39.48 - 1984.



How to Order Publications


Simplify your search for data with the Statistics Canada Catalogue 1993. Using the keyword index, you'll find sources for statistics on all areas of Canadian social and economic activity. For easy access to over 900 Statistics Canada products and services, order the Statistics Canada Catalogue 1993 (11-204E, \$13.95; United States: US\$17; Other Countries: US\$20).

You may order Statistics Canada products and services by telephone. From Canada and the United States, call toll-free 1-800-267-6677. From all other locations, call 613-951-7277 (not toll-free).

You may purchase Statistics Canada publications by writing to Publication Sales, Room 1710, Main Building, Statistics Canada, Ottawa K1A 0T6.

Please enclose a cheque or money order payable to the Receiver General for Canada/Publications. Provide full information on each publication order (catalogue number, title, issue). Canadian customers, please add 7% GST.

Publications may also be ordered from Statistics Canada's Regional Reference Centres in St. John's, Halifax, Montreal, Ottawa, Toronto, Winnipeg, Regina, Edmonton, Calgary and Vancouver, or from authorized bookstore agents or other booksellers.



Statistics Canada's Official Release Bulletin for Statistical Information

Catalogue 11-001E. Price: Canada: \$120.00 annually; United States: US\$144.00 annually; Other Countries: US\$168.00 annually

Published each working day by the Communications Division
Statistics Canada, 10-N, R.H. Coats Bldg., Tunney's Pasture, Ottawa, Ontario K1A 0T6.

Senior Editor: Greg Thomson (613-951-1187)
Editor: Tim Prichard (613-951-1103)

Published by authority of the Minister responsible for Statistics Canada. • Minister of Industry, Science and Technology, 1993. All rights reserved. No part of this publication may be reproduced, stored in a retrieval system or transmitted in any form or by any means, electronic, mechanical, photocopying, recording or otherwise without prior written permission from Licence Services, Marketing Division, Statistics Canada, Ottawa, Ontario, Canada K1A 0T6.



1010146497

The Daily, August 13, 1993

MAJOR RELEASE DATES

Week of August 16-20
(Release dates are subject to change)

Anticipated date(s) of release	Title	Reference period
17	Building Permits	June 1993
17	Department Store Sales — Advance Release	July 1993
18	Monthly Survey of Manufacturing	June 1993
19	Preliminary Statement of Canadian International Trade	June 1993
19	Sales of Natural Gas	June 1993
19	Farm Cash Receipts	January-June 1993
20	Consumer Price Index	July 1993
