



The Daily

Statistics Canada

Wednesday, September 1, 1993

For release at 8:30 a.m.

NOT FOR LOAN
NE S'EMPRUNTE PAS

STATISTICS STATISTIQUE

CANADA CANADA

SER 1993


BIBLIOTHEQUE

Years of Ans
Excellence d'excellence

MAJOR RELEASES

- **Work Arrangements of Canadians, November 1991** 3
Of the 10.3 million paid workers in Canada in November 1991, only 60% had Monday to Friday schedules.
- **Residential Building Permits, July 1993** 4
In July, the number of dwelling units authorized in Canada rose 5.7% from June 1993. The increase was attributable to the multifamily dwelling sector.

(continued on page 2)



Perspectives on Labour and Income

Autumn 1993

The Autumn 1993 edition of *Perspectives on Labour and Income*, Statistics Canada's quarterly journal on labour and income topics, contains a supplement that reviews labour market developments for the first six months of 1993. It also presents three studies on the work arrangements of Canadians. Other articles cover the rising costs of CPP/QPP and private pensions, employed parents and the division of housework, and wage trends among unionized workers.

Each quarter, *Perspectives on Labour and Income* draws on many data sources to offer insights on emerging income issues and to review recent developments in the labour market.

The Autumn 1993 issue of *Perspectives on Labour and Income* (75-001E, \$13.25/\$53) is now available. See "How to Order Publications".

For further information, contact Cécile Dumas (613-951-6894) or Doreen Duchesne (613-951-6893), Labour and Household Surveys Analysis Division.



Statistics
Canada

Statistique
Canada

Canada

DATA AVAILABILITY ANNOUNCEMENTS

Rigid Insulating Board, July 1993	6
Cement, July 1993	6
Process Cheese and Instant Skim Milk Power, July 1993	6
Road Motor Vehicles: Fuel Sales, 1992	6

PUBLICATIONS RELEASED

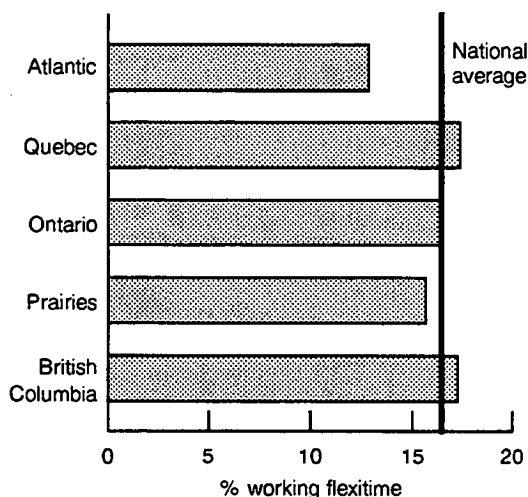
MAJOR RELEASES

Work Arrangements of Canadians

November 1991

Of the 10.3 million paid workers in Canada in November 1991, only 60% had Monday to Friday schedules. An estimated 1.7 million employees aged 15 to 64 reported being on a flexitime work arrangement in their main job. (Flexitime exists when an employee is allowed to vary the beginning and end of the workday.)

Flexitime was least prevalent in Atlantic Canada



Source: Survey of Work Arrangements, November 1991.

The rate of flexitime was highest among managers and professionals (about one in four), and lowest for workers in processing, machining and fabricating jobs (about one in twenty).

Flexitime work arrangements were most common among persons aged 25 to 44 (19%), especially among women in that age group. It was least prevalent (12%) among youths.

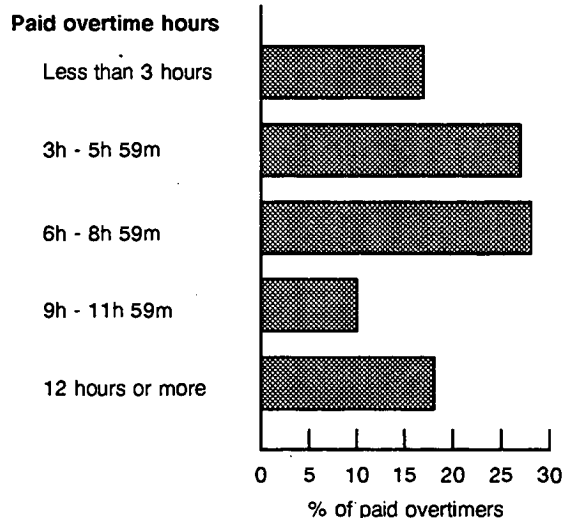
About 800,000 Canadians, accounting for 8% of employees aged 15 to 64, were paid for overtime work in November 1991. This rate averaged 13% in the goods sector and 6% in the services sector.

Nearly twice as many men (520,000) as women (280,000) worked paid overtime in November 1991.

Overtime rates for men were higher than those for women in most industries.

Most overtime workers get premium pay. Seven in ten paid overtime workers reported receiving either time and a half (61%) or double time (10%) for extra work. Nearly 90% of unionized overtime workers received premium pay, compared with 57% of non-unionized overtime workers.

One in six paid overtime workers worked 12 or more extra hours per week in November 1991



Source: Survey of Work Arrangements.

Three articles on the work arrangements of Canadians are in the Autumn 1993 issue of *Perspectives on Labour and Income* (75-001E, \$13.25/\$53), which is now available.

The first article, "Work Arrangements of Canadians - An Overview", presents general results from the Survey of Work Arrangements. "Paid Overtime" looks at employees who worked paid overtime in November 1991; "Flexitime Work Arrangements" examines characteristics of those who work flexitime. See "How to Order Publications".

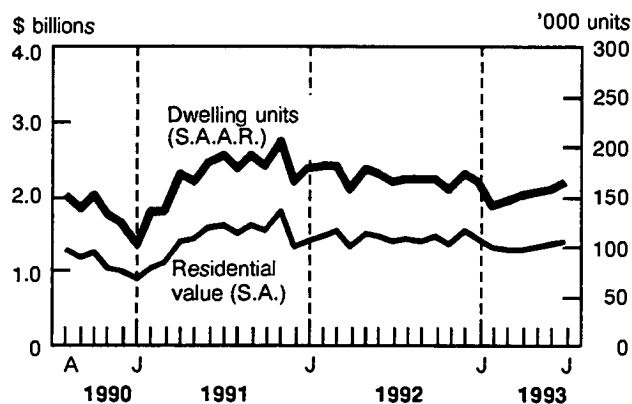
For further information on "Work Arrangements of Canadians - An Overview" and "Flexitime Work Arrangements", contact Ernest B. Akyeampong (613-951-4624), Labour and Household Surveys Analysis Division. For further information on "Paid Overtime", contact Gary L. Cohen (613-951-4623), Labour and Household Surveys Analysis Division.

Residential Building Permits

July 1993 (Advance Estimate)

In July, the number of dwelling units authorized in Canada rose 5.7% from June 1993. The increase was attributable to the multifamily dwelling sector.

Value of Residential Building Permits and Number of Authorized Dwelling Units



Note: Revised data for June, advanced data for July.

S.A.A.R. : Seasonally adjusted at annual rate

S.A. : Seasonally adjusted at monthly rate

Seasonally Adjusted

The national estimate of dwelling units authorized reached 165,000 at an annual rate, up 5.7% from 156,000 in June. The multifamily dwelling sector (+12.7%) was entirely responsible for the rise.

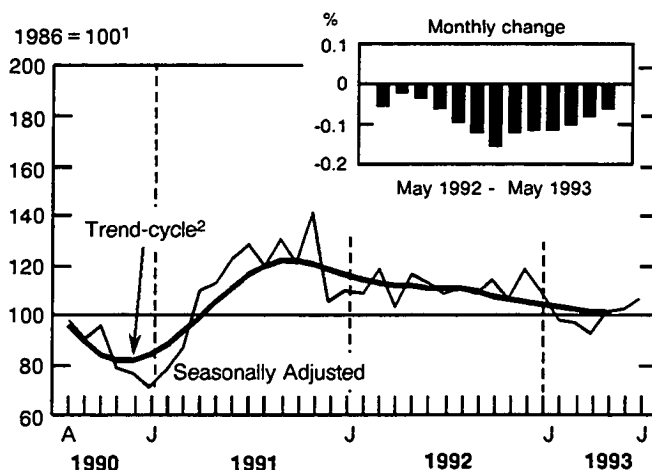
July's increase (+4.4%) in the value of permits (to \$1,391 million) was mainly caused by the 12.8% jump in the multifamily dwelling sector.

The strength of residential construction activity was particularly evident in British Columbia (+31.6%). The multifamily dwelling sector (+72.2%) and, more precisely, condominiums contributed most to the renewed activity in the British Columbia region.

Residential Building Permits Index

The residential building permits index (excluding engineering projects), which depicts the real level of intentions, rose 4.0% in July 1993 to 105.4. This was the third consecutive monthly increase.

Residential Building Permits Index



¹ This series is deflated by using the construction input price index, which includes cost of material and labor.

² The trend-cycle shows the seasonally adjusted value of building permits without irregular influences that can affect the short-term trend. In order to reduce the number of false signals in the construction activity series, the trend-cycle is published with a two-month lag.

The short-term trend index for residential permits declined 0.6% to 99.7 in May 1993, from 100.2 in April. Nevertheless, this decline was less than the average monthly decline of 1.0% recorded since October 1991 (120.6), when the last monthly increase occurred.

The residential building permits advance estimate is based on results from over 90% of the municipalities surveyed.

The residential and non-residential building permits preliminary estimate for July 1993 will be released on September 16.

For further analytical information, contact Nathalie Léveillé (613-951-2025), Current Investment Indicators Section, Investment and Capital Stock Division. □


Value of Residential Building Permits (Advance Estimate)

	Value			
	June 1993 ^r	July 1993 ^a	June 1993 ^r to July 1993 ^a	July 1992 to July 1993 ^a
	\$ thousands		% change	
Canada				
Seasonally Adjusted	1,334,276	1,391,390	4.3	0.6
Unadjusted	1,774,907	1,536,822	-13.4	-0.3

Number of Dwelling Units Authorized (Advance Estimate)

	Annual Rate			
	June 1993 ^r	July 1993 ^a	June 1993 ^r to July 1993 ^a	July 1992 to July 1993 ^a
	units		% change	
Canada				
Seasonally Adjusted	155,592	164,532	5.7	0.9
Unadjusted	196,296	173,124	-11.8	0.0

^a Advance figures.
^r Revised figures.



The Daily
Statistics Canada

Wednesday, September 23, 1993 For release at 12:00 a.m.

MAJOR RELEASES

- Real Gross Domestic Product at Factor Cost by Industry, July 1992 2
- Unemployment Insurance Statistics, July 1992 8
- Building Permits, July 1992 7
- Impaired Driving - Canada, 1991 10

DATA AVAILABILITY ANNOUNCEMENTS

- Ripe Maturity Dates, August 1992 12
- Agribase, August 1992 12

PUBLICATIONS RELEASED

- MAJOR RELEASE DATES: OCTOBER 1992 14

Canada

Statistics Canada's Official Release Bulletin for Statistical Information

Catalogue 11-001E. Price: Canada: \$120.00 annually; United States: US\$144.00 annually; Other Countries: US\$168.00 annually

Published each working day by the Communications Division
 Statistics Canada, 10-N, R.H. Coats Bldg., Tunney's Pasture, Ottawa, Ontario K1A 0T6.

Senior Editor: Greg Thomson (613-951-1187)
 Editor: Tim Prichard (613-951-1103)

Published by authority of the Minister responsible for Statistics Canada. © Minister of Industry, Science and Technology, 1993. All rights reserved. No part of this publication may be reproduced, stored in a retrieval system or transmitted in any form or by any means, electronic, mechanical, photocopying, recording or otherwise without prior written permission from Licence Services, Marketing Division, Statistics Canada, Ottawa, Ontario, Canada K1A 0T6.

DATA AVAILABILITY ANNOUNCEMENTS

Rigid Insulating Board

July 1993

Shipments of rigid insulating board totalled 2 457 thousand square metres (12.7 mm basis) in July 1993, a 2.2% increase from 2 405 thousand square metres in July 1992.

For January to July 1993, shipments totalled 17 575 thousand square metres, a 3.5% increase from 16 987 thousand square metres in 1992.

Available on CANSIM: matrices 31 (series 1) and 122 (series 4-7).

The July 1993 issue of *Rigid Insulating Board* (36-002, \$5/\$50) will be available at a later date.

For more detailed information on this release, contact Sandra Bohatyretz (613-951-3531), Industry Division. ■

Cement

July 1993

Manufacturers shipped 982 433 tonnes of cement in July 1993, up 7.5% from 914 050^r (revised) tonnes in June 1992 but down 7.1% from 1 057 777 tonnes in June 1993.

For January to July 1993, shipments totalled 4 668 655 tonnes, up 2.1% from 4 574 807^r tonnes during the same period in 1992.

Available on CANSIM: matrices 92 (series 1.1 and 1.2) and 122 (series 35).

The July 1993 issue of *Cement* (44-001, \$5/\$50) will be available at a later date.

For more detailed information on this release, contact Roland Joubert (613-951-3527), Industry Division. ■

Process Cheese and Instant Skim Milk Powder

July 1993

Production of process cheese in July totalled 3 516 156 kilograms, down 60.7% from June 1993 and down 23.1% from July 1992. Year-to-date production at the end of July 1993 totalled 43 835 552 kilograms, up from 41 881 524 kilograms the previous year.

Production of instant skim milk powder in July totalled 365 644 kilograms, down 17.2% from June 1993 but up 60.8% from July 1992. Year-to-date production at the end of July 1993 totalled 2 678 154 kilograms, compared with 2 628 209 kilograms the year before.

Available on CANSIM: matrix 188 (series 1.10).

The July 1993 issue of *Production and Inventories of Process Cheese and Instant Skim Milk Powder* (32-024, \$5/\$50) will be available shortly. See "How to Order Publications".

For more detailed information on this release, contact Peter Zylstra (613-951-3511), Industry Division. ■

Road Motor Vehicles: Fuel Sales

1992

In 1992, net fuel sales totalled 41.2 billion litres, up 2% from 40.4 billion litres in 1991. Of the 41.2 billion litres, 77% was gasoline, 21% diesel fuel and 2% liquefied petroleum gas.

Gross sales of gasoline increased marginally to 33.1 billion litres in 1992, from 33.0 billion litres in 1991.

The 1992 issue of *Road Motor Vehicles: Fuel Sales* (53-218, \$17) will be available mid-September. See "How to Order Publications".

For further information on this release, contact Angus MacLean (613-951-2528, fax: 613-951-0579), Transportation Division. ■

PUBLICATIONS RELEASED

Consumption of Containers and Other Packaging Supplies by the Manufacturing Industries, 1990.

Catalogue number 31-212

(Canada: \$26; United States: US\$31; Other Countries: US\$36).

Production, Shipments and Stocks on Hand of Sawmills East of the Rockies, June 1993.

Catalogue number 35-002

(Canada: \$10/\$100; United States: US\$12/US\$120; Other Countries: US\$14/US\$140).

Railway Operating Statistics,

Vol. 73, No. 5. May 1993.

Catalogue number 52-003

(Canada: \$10.50/\$105; United States: US\$12.60/US\$126; Other Countries: US\$14.70/US\$147).

Department Store Sales and Stocks, May 1993.

Catalogue number 63-002

(Canada: \$14.40/\$144; United States: US\$17.30/US\$173; Other Countries: US\$20.20/US\$202).

Retail Trade, June 1993.

Catalogue number 63-005

(Canada: \$18.20/\$182; United States: US\$21.80/US\$218; Other Countries: US\$25.50/US\$255).

Perspectives on Labour and Income,

Autumn 1993. Vol. 5, No. 3.

Catalogue number 75-001E

(Canada: \$13.25/\$53; United States: US\$16/US\$64; Other Countries: US\$18.50/US\$74).

The paper used in this publication meets the minimum requirements of American National Standard for Information Sciences - Permanence of Paper for Printed Library Materials, ANSI Z39.48 - 1984.



How to Order Publications

Simplify your search for data with the Statistics Canada Catalogue 1993. Using the keyword index, you'll find sources for statistics on all areas of Canadian social and economic activity. For easy access to over 900 Statistics Canada products and services, order the Statistics Canada Catalogue 1993 (11-204E, \$13.95; United States: US\$17; Other Countries: US\$20).

You may order Statistics Canada products and services by telephone. From Canada and the United States, call toll-free 1-800-267-6677. From all other locations, call 613-951-7277 (not toll-free).

You may purchase Statistics Canada publications by writing to Publication Sales, Room 1710, Main Building, Statistics Canada, Ottawa K1A 0T6.

Please enclose a cheque or money order payable to the Receiver General for Canada/Publications. Provide full information on each publication order (catalogue number, title, issue). Canadian customers, please add 7% GST.

Publications may also be ordered from Statistics Canada's Regional Reference Centres in St. John's, Halifax, Montreal, Ottawa, Toronto, Winnipeg, Regina, Edmonton, Calgary and Vancouver, or from authorized bookstore agents or other booksellers.



The Daily

Statistics Canada

Index to Data Releases August 1993

Subject	Reference Period	Release Date
All Roads Lead To Laxton, Digby and Longford	1991 Census	August 27, 1993
Annual Survey of Manufactures	1991	August 17, 1993
Apartment Construction Price Index	Second Quarter 1993	August 5, 1993
Asphalt Roofing	July 1993	August 31, 1993
Average Prices of Selected Farm Inputs	July 1993	August 3, 1993
Aviation Statistics Centre Service Bulletin	August 1993	August 16, 1993
Balance of International Payments	Second Quarter 1993	August 31, 1993
Building Permits	June 1993	August 17, 1993
Canada's International Transactions in Securities	June 1993	August 25, 1993
Canadian Economic Observer	August 1993	August 19, 1993
Cement	June 1993	August 5, 1993
Characteristics of International Travellers	First Quarter 1993	August 27, 1993
Civil Aviation Statistics	May 1993	August 5, 1993
	June 1993	August 9, 1993
	Second Quarter 1993	August 20, 1993
Coal and Coke Statistics	June 1993	August 31, 1993
Composite Indicator	July 1993	August 11, 1993
Construction Type Plywood	June 1993	August 25, 1993
Construction Union Wage Rate Index	July 1993	August 20, 1993
Consumer Price Index	July 1993	August 20, 1993
Corrugated Boxes and Wrappers	July 1993	August 20, 1993
Crime Statistics	1992	August 30, 1993
Crude Oil and Natural Gas	June 1993 (Preliminary)	August 30, 1993
Dairy Review	June 1993	August 13, 1993
Deliveries of Major Grains	June 1993	August 16, 1993
Department Store Sales	July 1993 (Advance Release)	August 17, 1993



Statistics
Canada

Statistique
Canada

Canada

Index to Data Releases, August 1993

Subject	Reference Period	Release Date
Department Store Sales by Province and Metropolitan Area	June 1993	August 10, 1993
Egg Production	June 1993	August 10, 1993
Electric Lamps	July 1993	August 31, 1993
Electric Power Statistics	June 1993	August 31, 1993
Electric Storage Batteries	June 1993	August 9, 1993
Electric Utility Construction Price Index	1992 (Revised) and First Half 1993 (Preliminary)	August 30, 1993
Employment, Earnings and Hours	June 1993	August 30, 1993
Estimates of Labour Income	May 1993	August 9, 1993
Export and Import Price Indices	June 1993	August 19, 1993
Fabricated Structural Steel Price Index	Second Quarter 1993	August 4, 1993
Families	1991	August 26, 1993
Farm Cash Receipts	January-June 1993	August 19, 1993
Farm Input Price Index	Second Quarter 1993	August 3, 1993
Farm Product Price Index	June 1993	August 11, 1993
Field Crop Reporting Series No. 5: July 31 Estimate of Production of Principal Field Crops, Canada	1993	August 25, 1993
Financial Flow Accounts	Second Quarter 1993	August 31, 1993
Financial Statistics for Enterprises	Second Quarter 1993	August 26, 1993
First Class Constable Police Salaries	1992	August 5, 1993
Footwear Statistics	Second Quarter 1993	August 9, 1993
For-hire Trucking (Commodity Origin and Destination) Statistics	First Quarter 1992	August 23, 1993
General Social Survey Microdata File: Cycle 7, Time Use	1992	August 31, 1993
Government Revenue and Expenditure (SNA Basis)	Second Quarter 1993	August 31, 1993
Gypsum Products	June 1993	August 3, 1993
Help-wanted Index	July 1993	August 4, 1993
Income Distributions by Size	1992	August 18, 1993
Industrial Product Price Index	July 1993	August 27, 1993
Industrial Research and Development	1993 Intentions	August 5, 1993
Input-output Tables and Gross Domestic Product by Industry	1989 and 1990	August 31, 1993
International Travel Account	Second Quarter 1993 (Preliminary)	August 27, 1993
Interprovincial Trade Flows of Goods and Services	1989	August 24, 1993
Labour Force Survey	July 1993	August 6, 1993
Leasing Survey	1992	August 23, 1993
Livestock Inventories	July 1, 1993	August 26, 1993
Local Government Long-term Debt	July 1993	August 19, 1993

Index to Data Releases, August 1993

Subject	Reference Period	Release Date
Machinery and Equipment Price Index	Second Quarter 1993	August 25, 1993
Migration: Canadians on the Move	1991-92	August 5, 1993
Milling and Crushing Statistics	June 1993	August 12, 1993
Mineral Wool Including Fibrous Glass Insulation	July 1993	August 20, 1993
Monthly Survey of Manufacturing	June 1993	August 18, 1993
Motor Carriers of Freight Quarterly Survey, All Carriers	First Quarter 1993	August 30, 1993
National Income and Expenditure Accounts	Second Quarter 1993	August 31, 1993
New Housing Price Index	June 1993	August 10, 1993
New Motor Vehicle Sales	June 1993	August 9, 1993
Oil Pipeline Transport	May 1993	August 9, 1993
Oils and Fats	June 1993	August 11, 1993
Particleboard, Waferboard and Fibreboard	June 1993	August 11, 1993
Passenger Bus and Urban Transit Statistics	June 1993	August 9, 1993
Place Name Lists	1991 Census	August 30, 1993
Plastic Film and Bags	Second Quarter 1993	August 18, 1993
Precast Concrete Price Index	Second Quarter 1993	August 6, 1993
Preliminary Statement of Canadian International Trade	June 1993	August 19, 1993
Private and Public Investment Revised Intentions	1993	August 4, 1993
Process Cheese and Instant Skim Milk Powder	June 1993	August 3, 1993
Processed Fruits and Vegetables	June 1993	August 16, 1993
Production, Shipments and Stocks of Sawmills East of the Rockies	June 1993	August 25, 1993
Production, Shipments and Stocks of Sawmills in British Columbia	June 1993	August 25, 1993
Profile of Federal Electoral Districts - Part B	1991 Census	August 20, 1993
Profiles of Court Services		August 19, 1993
Pulpwood and Wood Residue Statistics	June 1993	August 10, 1993
Quality Management Practices Survey		August 27, 1993
Quarterly Business Conditions Survey, Manufacturing Industries	July 1993	August 4, 1993
Railway Carloadings	June 1993	August 9, 1993
	Seven-day Period Ending July 21, 1993	August 5, 1993
	10-day Period Ending July 31, 1993	August 16, 1993
	Seven-day Period Ending August 7, 1993	August 19, 1993
	Seven-day Period Ending August 14, 1993	August 24, 1993
Railway Operating Statistics	May 1993	August 25, 1993
Raw Materials Price Index	July 1993	August 27, 1993



1010147931

Index to Data Releases, August 1993

Subject	Reference Period	Release Date
Raw Materials Price Index – Early Estimate	July 1993	August 11, 1993
Real Gross Domestic Product at Factor Cost by Industry	June 1993	August 31, 1993
Residential Care Facilities	1990-91	August 25, 1993
Restaurants, Caterers and Taverns	June 1993	August 16, 1993
Retail Trade	June 1993	August 23, 1993
Sales of Natural Gas	June 1993 (Preliminary)	August 19, 1993
Sales of Refined Petroleum Products	July 1993	August 30, 1993
Selected Financial Indices	July 1993	August 19, 1993
Shipments of Office Furniture Products	Second Quarter 1993	August 25, 1993
Shipments of Rolled Steel	June 1993	August 17, 1993
Shipments of Solid Fuel-burning Heating Products	Second Quarter 1993	August 3, 1993
Short-term Debt of Local Governments	June 1993	August 19, 1993
Short-term Expectations Survey		August 3, 1993
Soft Drinks	July 1993	August 18, 1993
Specified Domestic Electrical Appliances	June 1993	August 9, 1993
Standard Occupational Classification	1991	August 23, 1993
Steel Pipe and Tubing	June 1993	August 10, 1993
Steel Primary Forms	June 1993	August 11, 1993
	Week Ending July 31, 1993	August 5, 1993
	Week Ending August 7, 1993	August 12, 1993
	Week Ending August 14, 1993 (Preliminary)	August 19, 1993
	Week Ending August 21, 1993 (Preliminary)	August 26, 1993
Stocks of Frozen Meat Products	August 1, 1993	August 27, 1993
Stocks of Frozen Poultry Products	August 1, 1993	August 19, 1993
Street Prostitution	1986-1992	August 30, 1993
Sugar Sales	July 1993	August 10, 1993
Survey of Graduates	1990	August 27, 1993
Taxation Statistics for Enterprises	1991 (Preliminary)	August 20, 1993
Tea, Coffee and Cocoa	June 1993	August 24, 1993
Telephone Statistics	June 1993	August 26, 1993
Tobacco Products	July 1993	August 20, 1993
Travel Between Canada and Other Countries	June 1993	August 13, 1993
Trusted Pension Funds	First Quarter 1993	August 3, 1993
Unemployment Insurance Statistics	June 1993	August 25, 1993
Wholesale Trade	June 1993	August 24, 1993