

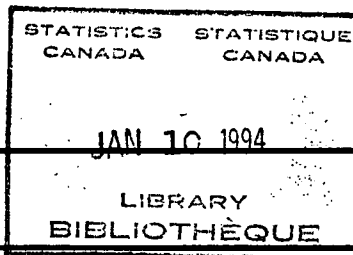


The Daily

Statistics Canada

Monday, January 10, 1994

For release at 8:30 a.m.




MAJOR RELEASE

- **New Motor Vehicle Sales, November 1993** 2
New motor vehicle sales continued to strengthen in November 1993, rising 0.5% after a 4.8% gain in the preceding month.

DATA AVAILABILITY ANNOUNCEMENTS

- Sugar Sales, December 1993 4
- Electric Storage Batteries, November 1993 4

PUBLICATIONS RELEASED 5



Touriscope: International Travel, National and Provincial Counts Third Quarter 1993

"Canada: A Destination Highly Rated By Japanese Tourists" is the feature article in this issue of *Touriscope: International Travel*. This issue also contains data (by month for the past two years) on a province of entry basis in the form of tables and graphs.

Each issue reviews recent trends in international travel and provides preliminary estimates of receipts and payments on the travel account for the quarter.

The third quarter 1993 issue of *Touriscope: International Travel, National and Provincial Counts* (66-001, \$38.50/\$154) is now available. See "How to Order Publications".

For more information, contact Ruth McMillan (613-951-1791), Education, Culture and Tourism Division.



Statistics
Canada

Statistique
Canada

Canada

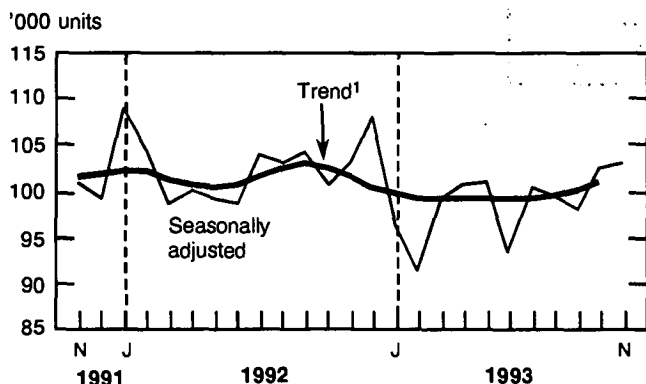
MAJOR RELEASE

New Motor Vehicle Sales

November 1993 (Preliminary)

Seasonally adjusted, new motor vehicle sales continued to strengthen in November 1993. New motor vehicle sales totalled 103,000 units in November, a 0.5% increase from October's revised figure, which was up 4.8% from September. November was the second consecutive month during which North American passenger car sales improved (+2.5%) while imported passenger car sales declined (-4.5%).

New motor vehicle sales



¹ The short-term trend represents a moving average of the data.

Unadjusted

Sales of all new motor vehicles for November 1993 totalled 95,000 units, up 7.5% from November 1992. This gain reflected a substantial 17.2% increase in truck sales and a modest 1.3% rise in passenger car sales.

November's increase in passenger car sales stemmed from a 13.9% increase for cars manufactured in North America; sales of passenger cars manufactured in Japan fell by 23.3%.

In November, 72.6% of passenger car sales were vehicles manufactured in North America, up from 64.6% a year earlier. The Japanese share fell to 22.0% for the same period, from 29.1%.

Provincial growth rates for new motor vehicles sales varied considerably, with sizable increases in Prince Edward Island (+38.7%), New Brunswick (+17.0%), and Alberta (+12.1%). The only decrease was in British Columbia (-1.1%).

Available on CANSIM: matrix 64.

The November 1993 issue of *New Motor Vehicle Sales* (63-007, \$14.40/\$144) will be available in February. See "How to Order Publications".

For detailed information on this release, contact Diane Lake (613-951-9824), Industry Division. □

New motor vehicle sales

	August 1993 ^r	September 1993 ^r	October 1993 ^r	November 1993 ^p
	units % change	units % change	units % change	units % change
seasonally adjusted				
Total new motor vehicles	99,305 -1.1	97,847 -1.5	102,501 + 4.8	103,040 + 0.5
Passenger cars by origin				
North America ¹	41,581 + 2.3	39,454 -5.1	43,407 + 10.0	44,490 + 2.5
Imported ²	21,158 -1.6	20,581 -2.7	18,501 -10.1	17,667 -4.5
Total	62,739 + 1.0	60,035 -4.3	61,907 + 3.1	62,157 + 0.4
Trucks, vans and buses	36,567 -4.4	37,813 + 3.4	40,593 + 7.4	40,883 + 0.7
	November 1993	November 1992 to November 1993	January to November 1993	January- November 1992 to January- November 1993
	units	% change	units	% change
unadjusted				
Total new motor vehicles	94,665	+ 7.5	1,110,599	-2.9
Passenger cars by origin				
North America ¹	39,655	+ 13.9	460,351	-2.0
Japan ²	12,025	-23.3	187,164	-16.7
Other countries ²	2,956	-13.5	46,576	-14.4
Total	54,636	+ 1.3	694,091	-7.3
Trucks, vans and buses by origin				
North America ¹	36,156	+ 20.7	368,040	+ 8.4
Imported ²	3,873	-7.7	48,468	-12.0
Total	40,029	+ 17.2	416,508	+ 5.5

¹ North American vehicles: motor vehicles manufactured or assembled in North America. These vehicles may be built by domestic or foreign-owned companies.

² Imported vehicles: motor vehicles manufactured or assembled overseas and marketed in Canada by domestic or foreign-owned companies. ■

DATA AVAILABILITY ANNOUNCEMENTS

Sugar Sales

December 1993

Refiners' sales totalled 80 443 tonnes for all types of sugar in December 1993, comprising 69 922 tonnes in domestic sales and 10 521 tonnes in export sales. At the end of December 1993, year-to-date sales for all types of sugar totalled 1 064 675^r (revised) tonnes: 934 602^r tonnes in domestic sales and 130 073^r tonnes in export sales.

This compares to total sales of 74 730 tonnes in December 1992, of which 63 204 tonnes were domestic sales and 11 526 tonnes were export sales. The 1992 year-to-date sales reported for all types of sugar totalled 1 040 298 tonnes: 904 125 tonnes in domestic sales and 136 173 tonnes in export sales.

Available on CANSIM: matrix 141.

The December 1993 issue of *The Sugar Situation* (32-013, \$5/\$50) will be available at a later date. See "How to Order Publications".

For detailed information on this release, contact Peter Zylstra (613-951-3511), Industry Division. ■

Electric Storage Batteries

November 1993

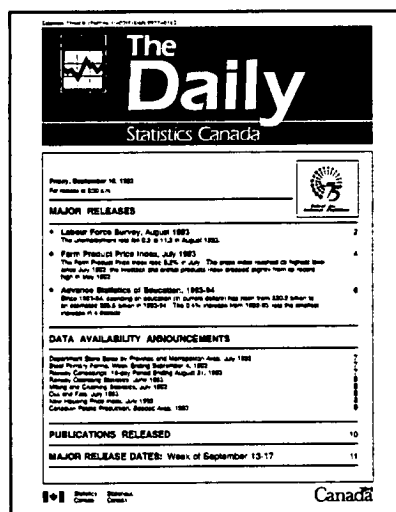
Manufacturers of electric storage batteries sold 180,068 automotive and heavy-duty commercial replacement batteries in November 1993, down 2.0% from 183,786 batteries in November 1992.

For January to November 1993, shipments totalled 1,590,268 batteries, down 8.8% from 1,743,566 batteries the previous year.

Sales data for other types of storage batteries are also available.

The November 1993 issue of *Factory Sales of Electric Storage Batteries* (43-005, \$5/\$50) will be available at a later date.

For information on this release, contact Laurie Vincent (613-951-3523), Industry Division. ■



Statistics Canada's Official Release Bulletin

Catalogue 11-001E. (Canada: \$120; United States: US\$144; Other Countries: US\$168.)

Published each working day by the Communications Division, Statistics Canada, 10-M, R.H. Coats Bldg., Tunney's Pasture, Ottawa, Ontario K1A 0T6.

Editor: Tim Prichard (613-951-1103)

Editor in chief: Greg Thomson (613-951-1187)

Published by authority of the Minister responsible for Statistics Canada. © Minister of Industry, Science and Technology, 1993. All rights reserved. No part of this publication may be reproduced, stored in a retrieval system or transmitted in any form or by any means, electronic, mechanical, photocopying, recording or otherwise without prior written permission from Licence Services, Marketing Division, Statistics Canada, Ottawa, Ontario, Canada K1A 0T6.

PUBLICATIONS RELEASED

Production and Inventories of Process Cheese and Instant Skim Milk Powder, November 1993.

Catalogue number 32-024

(Canada: \$5/\$50; United States: US\$6/US\$60; Other Countries: US\$7/US\$70).

Steel Wire and Specified Wire Products, November 1993.

Catalogue number 41-006

(Canada: \$5/\$50; United States: US\$ 6/US\$60; Other Countries: US\$7/US\$70).

Retail Trade, October 1993.

Catalogue number 63-005

(Canada: \$18.20/\$182; United States: US\$21.80/US\$218; Other Countries: US\$25.50/US\$255).

Touriscope: International Travel, National and Provincial Counts, July-September 1993.

Catalogue number 66-001

(Canada: \$38.50/\$154; United States: US\$46.25/US\$185; Other Countries: US\$54/US\$216).

The paper used in this publication meets the minimum requirements of American National Standard for Information Sciences – Permanence of Paper for Printed Library Materials, ANSI Z39.48 – 1984.



How to Order Publications

Simplify your data search with *Statistics Canada Catalogue, 1993* (11-204E, \$13.95; United States: US\$17; Other Countries: US\$20). Its keyword index will guide you to statistics on Canada's social and economic activity.

Order *The Daily* and other publications by phone:

Please refer to the • Title • Catalogue Number • Volume Number • Issue Number • your VISA or MasterCard Number.

In Canada and the United States call:

1-800-267-6677

From other countries call:

1-613-951-7277

Or fax your order to us:

1-613-951-1584

For address changes: Please refer to your Customer Account Number.

To order a publication by mail write: Sales and Service, Marketing Division, Statistics Canada, Ottawa, K1A 0T6.

Include a cheque or money order payable to Receiver General of Canada/Publications. Canadian customers add 7% GST.

Statistics Canada Regional Reference Centres provide a full range of the Agency's products and services.

For the reference centre nearest you, check the blue pages of your telephone directory under Statistics Canada.

Authorized agents and bookstores also carry Statistics Canada's catalogued publications.

THE COMPLE

STATISTICS CANADA LIBRARY
BIBLIOTHEQUE STATISTIQUE CANADA



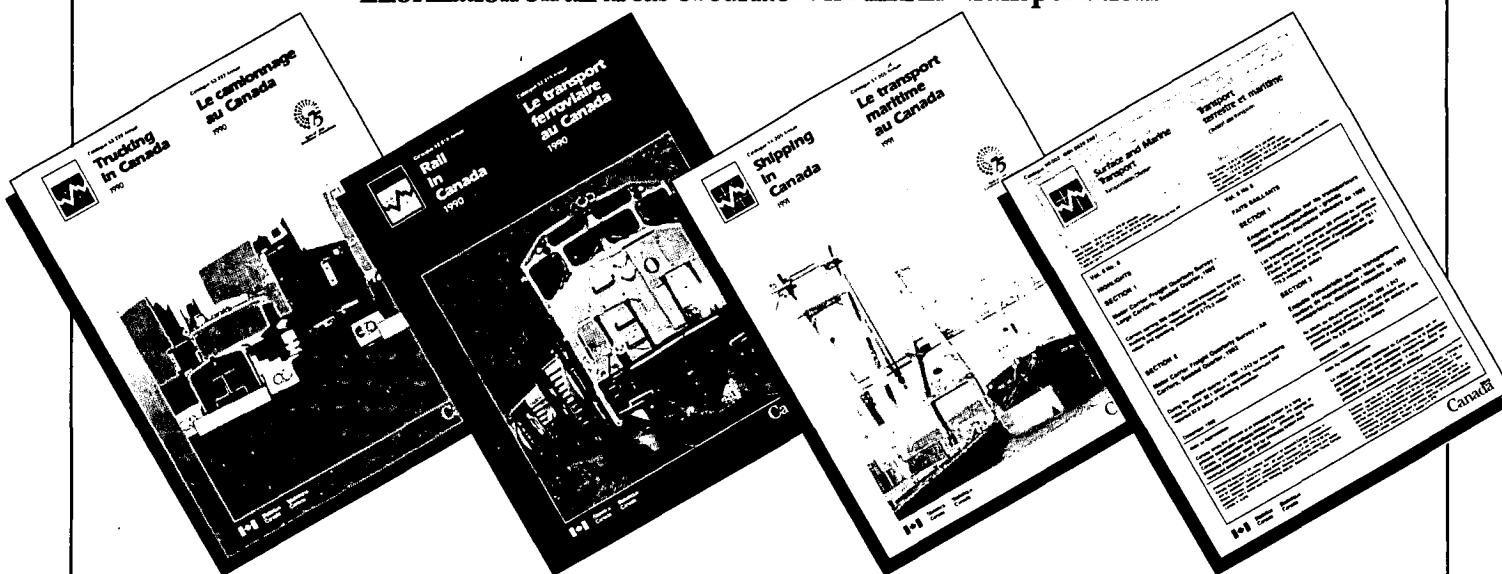
1010156660

SURFACE AND MARINE

TRANSPORTATION

SAVE 20% WHEN YOU INVEST IN 4 LEADING EDGE PUBLICATIONS

Deregulation, free trade and global integration all affect the face of the transportation industry -- and make it essential to stay on top of all aspects of the industry. When all the rules are changing, data on how the industry is evolving is crucial. And Statistics Canada has put together a special 4-publication package of data you can count on for information on all areas of surface and marine transportation.



Trucking in Canada

A complete analytical overview of changes in the industry and specific statistics on everything from Canada-U.S. trucking traffic to fuel use are covered in this annual publication.

Cat. No. 53-222. Annual. \$45 (plus GST) in Canada, US\$54 in the United States, and US\$63 in other countries.

Rail in Canada

Includes an overview of the structure and activity of the rail industry. The financial, operating and commodity statistics provide a comprehensive framework for intermodal comparisons. And data on the origin and destination of international commodity movements are vital for studying the effects of free trade and other global developments.

Cat. No. 52-216. Annual. \$45 (plus GST) in Canada, US\$54 in the United States, and US\$63 in other countries.

Shipping in Canada

Major indicators on vessel traffic and port traffic data (including 41 commodity groups, containerized cargo and the ports of origin and destination).

Cat. No. 54-205. Annual. \$41 (plus GST) in Canada, US\$49 in the United States, and US\$57 in other countries.

Surface and Marine Transport Bulletin

Eight issues a year keep you informed on the latest transportation statistics, including the Quarterly Motor Carrier Freight data. And much more.

Cat. No. 50-002. Eight issues per year. \$75 (plus GST) in Canada, US\$90 in the United States, and US\$105 in other countries.

The Special Transportation Package

will keep you up-to-date on new trends, industry comparisons and leading indicators.

Best of all, you save 20% when you invest in all four publications! Order the **Special Transportation Package** and pay only \$165 (plus GST) in Canada, US\$198 in the U.S. and US\$230 in other countries. Quote package number 10-234.

To order write:

Marketing Division, Publication Sales,
Statistics Canada, Ottawa, Ontario, K1A 0T6.

For faster ordering,
call 1 800 267-6677, or
fax (613) 951-1584.

Or contact the
Statistics Canada Regional Reference Centre
listed in this publication.