



The Daily

Statistics Canada

Monday, October 24, 1994

For release at 8:30 a.m.

STATISTICS CANADA STATISTIQUE CANADA

001 24 1994

LIBRARY
BIBLIOTHEQUE

OTHER RELEASES

Summer jobs for students: recent trends

2

Corrugated boxed and wrappers, September 1994

2


PUBLICATIONS RELEASED

3



Canadian Agriculture
at a Glance

Un coup d'oeil sur
l'agriculture canadienne



Canada

Canadian agriculture at a glance

Discover *Canadian agriculture at a glance*. More than 30 authors have contributed 51 feature articles, covering a wide range of topics from the apple industry to the role of women in agriculture. Its 11 chapters will inform you with articles such as "The Canadian farm family—more like the family next door!", "Canadian farmers—in tune with their environment", and "Udderly amazing—Daisy's producing lots more milk in the nineties".

Drawn from a variety of sources, *Canadian agriculture at a glance* presents a comprehensive picture of agriculture. It is a valuable source of information for anyone in agribusiness, academics, teachers and students. More than 250 pages of colour maps, graphics and tables make finding information easy. So whether you have little knowledge of agriculture or are an experienced data user, you will find this a useful reference.

Canadian agriculture at a glance (96-301, \$49) is now available. See "How to order publications."

For further information on this release, contact Norah Hillary (613-951-8711 or 1-800-465-1991 in Canada), User Services and Marketing, Census of Agriculture.



Statistics
Canada

Statistique
Canada

Canada

OTHER RELEASES

Summer jobs for students: recent trends

Since 1989 students have found it increasingly difficult to find summer employment. During the summer of 1994, this trend held among students aged 15 to 19, whereas the situation improved for older students.

The September 1994 issue of *The labour force* (71-001, \$20/\$200) features an article describing recent labour market trends for students in the summer. It is now available. See "How to order publications".

For further information on this release, contact Vincent Ferrao (613-951-4750), Household Surveys Division. ■

Corrugated boxes and wrappers


September 1994

Domestic shipments of corrugated boxes and wrappers totalled 240 882 thousand square metres in September 1994, a 13.9% increase from 211 426 thousand square metres a year earlier.

For January to September 1994, domestic shipments totalled 1 818 821^r (revised) thousand square metres, a 10.4% increase from 1 647 010 thousand square metres shipped during the same period in 1993.

The September 1994 issue of *Corrugated boxes and wrappers* (36-004, \$6/\$60) will be available later.

For further information on this release, contact Sandra Bohatyretz (613-951-3516), Industry Division. ■



Statistics Canada's official release bulletin

Catalogue 11-001E. (Canada: \$175; United States: US\$210; other countries: US\$245.)

Published each working day by the Communications Division, Statistics Canada, 10-H, R.H. Coats Bldg., Tunney's Pasture, Ottawa, Ontario K1A 0T6.

To receive *The Daily* from the Internet, send an E-mail message to listproc@statcan.ca. Leave the subject line blank. In the body of the message, type "subscribe daily firstname lastname".

Editor: Tim Prichard (613-951-1103)

Head of Official Release: Jacques Lefebvre (613-951-1088)

Published by authority of the Minister responsible for Statistics Canada. © Minister of Industry, Science and Technology, 1994. All rights reserved. No part of this publication may be reproduced, stored in a retrieval system or transmitted in any form or by any means, electronic, mechanical, photocopying, recording or otherwise without prior written permission from Licence Services, Marketing Division, Statistics Canada, Ottawa, Ontario, Canada K1A 0T6.

PUBLICATIONS RELEASED

National income and expenditure accounts,
quarterly estimates, second quarter 1994.

Catalogue number 13-001

(Canada: \$35/\$140; United States: US\$42/US\$168;
other countries: US\$49/US\$196).

Paper and allied products industries, 1992.

Catalogue number 36-250

(Canada: \$38; United States: US\$46; other countries:
US\$54).

Oil pipeline transport, 1993.

Catalogue number 55-201

(Canada: \$24; United States: US\$29; other countries:
US\$34).

The labour force, September 1994.

Catalogue number 71-001

(Canada: \$20/\$200; United States: US\$24/US\$240;
other countries: US\$28/US\$280).

Canadian agriculture at a glance.

Catalogue number 96-301

(Canada: \$49; United States: US\$59; other countries:
US\$69).

The paper used in this publication meets the minimum
requirements of American National Standard for
Information Sciences – Permanence of Paper for Printed
Library Materials, ANSI Z39.48 – 1984.



How to order publications

Simplify your data search with *Statistics Canada catalogue, 1994* (11-204E, \$15; United States: US\$18; other countries: US\$21).
Its keyword index will guide you to statistics on Canada's social and economic activity.

Order *The Daily* and other publications by phone:

Please refer to the • Title • Catalogue number • Volume number • Issue number • Your VISA or MasterCard number.

In Canada and the United States call:

1-800-267-6677

From other countries call:

1-613-951-7277

Or fax your order to us:

1-613-951-1584

For address changes: Please refer to your customer account number.

To order a publication by mail write: Sales and Service, Marketing Division, Statistics Canada, Ottawa, K1A 0T6.

Include a cheque or money order payable to Receiver General of Canada/Publications. Canadian customers add 7% GST.

Statistics Canada Regional Reference Centres provide a full range of the Agency's products and services.

For the reference centre nearest you, check the blue pages of your telephone directory under Statistics Canada.

Authorized agents and bookstores also carry Statistics Canada's catalogued publications.



1010175531

Are you getting your information on the Canadian economy "first-hand"?

Chances are, you spend hours reading several newspapers and a handful of magazines trying to get the whole economic picture – only to spend even more time weeding out fiction from fact! Wouldn't it be a great deal more convenient (and much more effective) to go straight to the source?

Join the thousands of successful Canadian decision-makers who turn to Statistics Canada's *Canadian Economic Observer* for their monthly briefing. Loaded with first-hand information, collectively published nowhere else, CEO is a quick, concise and panoramic overview of the Canadian economy. Its reliability and completeness are without equal.


A single source

Consultations with our many readers – financial analysts, planners, economists and business leaders – have contributed to CEO's present, widely acclaimed, two-part format. The **Analysis Section** includes thought-provoking commentary on current economic conditions, issues, trends and developments. An exceedingly useful reference you'll turn to time and again. The **Statistical Summary** contains the complete range of hard numbers on critical economic indicators: markets, prices, trade, demographics, unemployment and more. An unparalleled monthly compendium of facts and detail.

More practical, straightforward and user-friendly than ever before, the *Canadian Economic Observer* gives you more than 150 pages of in-depth information in one indispensable source.

Why purchase CEO?

As a subscriber, you'll be directly connected to Statistics Canada's economic analysts. Names and phone numbers of the experts who can help solve your particular research problem or find specialized data are listed with articles and features.



You'll also receive a complimentary copy of CEO's annual **Historical Statistical Supplement**. Sixty years of historical perspectives right at your fingertips – at no additional cost.

So why wait for others to publish Statistics Canada's data second-hand when you can have it straight from the source? Order your subscription to the *Canadian Economic Observer* today.

The *Canadian Economic Observer* (catalogue number 10-230) is \$220 annually in Canada, US\$260 in the United States and US\$310 in other countries.

To order, write: Statistics Canada
Marketing Division
Sales and Service
Ottawa, Ontario
K1A 0T6

or contact the nearest Statistics Canada Reference Centre listed in this publication.

If more convenient, fax your order to 1-613-951-1584 or call toll-free 1-800-267-6677 and use your VISA or MasterCard.

CANADIAN ECONOMIC OBSERVER