

The Daily

Statistics Canada

Tuesday, November 1, 1994

For release at 8:30 a.m.

STATISTICS
CANADA

STATISTIQUE
CANADA

NOV 1 1994

LIBRARY
BIBLIOTHEQUE

MAJOR RELEASE

• Crude oil and natural gas, August 1994

Continuing strong exports to the United States along with higher domestic demand led to a solid 9.5% gain from August 1993 in natural gas production. In contrast, crude oil production did not sustain the healthy year-over-year growth seen in the first seven months of 1994. It increased only 1.8% from August 1993.

2

OTHER RELEASES

Rigid insulating board, September 1994

4

Domestic and international shipping, April to June 1994

4

Railway carloadings, June 1994

4

Correction: Provincial real gross domestic product by industry, 1984-1993

4

PUBLICATIONS RELEASED

5



Statistics
Canada

Statistique
Canada

Canada

MAJOR RELEASE

Crude oil and natural gas

August 1994 (preliminary)

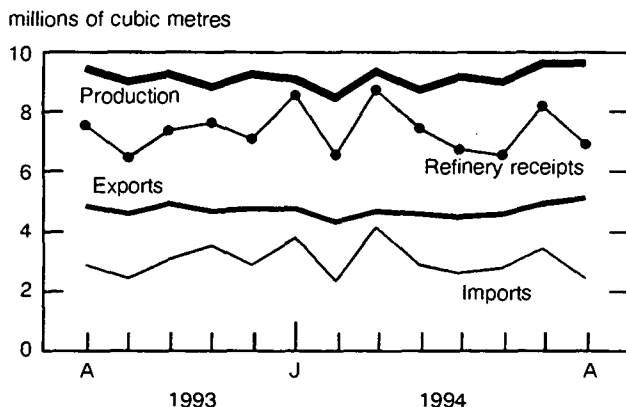
Continuing strong exports to the United States along with higher domestic demand led to a solid 9.5% gain from August 1993 in natural gas production. In contrast, crude oil production did not sustain the healthy year-over-year growth seen in the first seven months of 1994. It increased only 1.8% from August 1993. The slowdown in production reflects lower demand for crude oil by refineries in Ontario and Western Canada.

Production of crude oil and natural gas has been increasing since 1992. This has resulted in a surge in drilling activity and, more recently, a turnaround in employment. Drilling has been on the rise since early 1993, while employment in the crude petroleum and natural gas industry has been on an upward trend since August 1993.

Crude oil production weakens

Crude oil production increased 1.8% from August 1993, to 9.6 million cubic metres. This is in contrast to the advances recorded in the first seven months of 1994, which averaged around 6%.

Crude oil supply and disposition



Crude oil exports increased 6.4% from August 1993, up from the advances of the previous three months, but much lower than the strong year-over-year gains of the May 1993 to April 1994 period. The

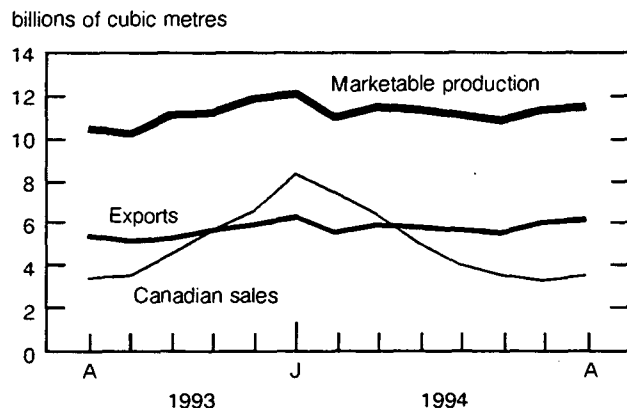
slowdown in export growth over the latest four months reflects pipelines operating near capacity, which restricts further major increases in exports until expansion of the system is completed at the end of 1994. The expansion will allow movement of an additional 800 000 cubic metres of oil a month.

Refinery receipts of crude oil were down 7.6% from August 1993, the fourth consecutive decrease. August's decline was due to lower receipts by Canadian refineries of both imported and domestic crude oil.

Natural gas production surges ahead

Natural gas production rose a solid 9.5% from August 1993, to 11.5 billion cubic metres. This followed a 7.1% advance in July and an 8.5% gain in June. Year-to-date production was up 7.0% over the corresponding period in 1993.

Natural gas supply and disposition



Natural gas exports increased 13.6% from August 1993, to 6.1 billion cubic metres. Exports have been rising strongly since early 1991, in part due to expanded pipeline capacity and growing demand for Canadian natural gas by U.S. electric co-generation facilities.

Higher demand by all three main sectors (residential, commercial and industrial) led to a 4.2% advance in Canadian sales of natural gas. Except for August and the first two months of the year, sales have been weak during 1994.

Available on CANSIM: matrices 530 and 539.

The August 1994 issue of *Crude petroleum and natural gas production* (26-006, \$11/\$110) will be

available the last week of November. See "How to order publications".

For further information on this release, contact Ron Rasia (613-951-3569), Energy Section, Industry Division.

Crude oil and natural gas

	August 1993	August 1994	August 1993 to August 1994	January 1993 to August 1993	January 1994 to August 1994	January- August 1993 to January- August 1994
	thousands of cubic metres		% change	thousands of cubic metres		% change
Crude oil and equivalent hydrocarbons¹						
Production	9 451.6	9 626.3	1.8	69 411.5	73 067.6	5.3
Exports	4 791.8	5 096.4	6.4	34 384.1	37 233.9	8.3
Imports ²	2 803.7	2 377.7	-15.2	22 770.7	23 933.7	5.1
Refinery receipts	7 521.7	6 946.7	-7.6	57 727.7	59 657.3	3.3
Natural gas³						
	millions of cubic metres		% change	millions of cubic metres		% change
Marketable production	10 472.3	11 464.8	9.5	84 557.3	90 441.3	7.0
Exports	5 346.9	6 076.7	13.6	41 159.4	46 450.6	12.9
Canadian sales ⁴	3 250.3	3 385.6	4.2	39 616.9	40 772.8	2.9

¹ Disposition may differ from production due to inventory change, industry own-use, etc.

² Crude oil received by Canadian refineries from foreign countries for processing. Data differs from International Trade Division estimates due to timing differences and the inclusion in "trade" of crude oil landed in Canada for future re-export.

³ Disposition may differ from production due to inventory change, usage as pipeline fuel, pipeline losses, line-pack fluctuations, etc.

⁴ Includes direct sales.

OTHER RELEASES

Rigid insulating board

September 1994

Shipments of rigid insulating board totalled 3 524 thousand square metres (12.7 mm basis) in September 1994, a 3.4% increase from 3 408^r (revised) thousand square metres in September 1993.

For January to September 1994, shipments totalled 28 846 thousand square metres, a 13.1% increase from 25 507^r thousand square metres in 1993.

Available on CANSIM: matrices 31 (series 1) and 122 (series 4-7).

The September 1994 issue of *Rigid insulating board* (36-002, \$6/\$60) will be available later.

For further information on this release, contact Sandra Bohatyretz (613-951-3516), Industry Division. ■

Domestic and international shipping

April to June 1994 (preliminary)

Domestic and international shipping generated a combined 92.5 million tonnes of cargo handled at Canada's ports during the second quarter of 1994, up 3.3% from the same period in 1993.

Preliminary statistics for April to June 1994 will be published in the vol. 10, no. 6 issue of *Surface and marine transport service bulletin* (50-002, \$11/\$80), which will be available in December.

For further information on this release, contact Anna MacDonald (613-951-0291), Marine Transport Unit, Transportation Division. ■

Railway carloadings

June 1994

Revenue-freight loaded by railways in Canada were estimated at 22.7 million tonnes in June 1994, an 18.1% increase from June 1993. The carriers received an additional 1.3 million tonnes from U.S. connections during June.

For January to June 1994, total loadings increased 8.1% from the year-earlier period. Receipts from U.S. connections increased 8.4% during the same period.

All 1993 figures have been revised.

Available on CANSIM: matrix 1431.

The June 1994 issue of *Railway carloadings* (52-001, \$10/\$100) will be released later.

For further information on this release, contact Angus MacLean (613-951-2528), Transportation Division. ■

Correction: Provincial real gross domestic product by industry 1984-1993

This release, which appeared in *The Daily* on October 13, 1994, contained the following statement about the province of Saskatchewan for the period from 1992 to 1993: "However, employment increased marginally and the population continued to decline, though at a much lower pace than in earlier years." Coincident with the writing of the release, Statistics Canada published revised population estimates that showed a slight increase in Saskatchewan's population between 1992 and 1993.

While the analysts regret that the most recent population estimates were not employed in the GDP release of October 13th, the analysis and data in the release were not materially affected.

For further information, contact Richard Martel (613-951-2018, fax: 613-951-3688), Industry Measures and Analysis Division. ■

PUBLICATIONS RELEASED

The sugar situation, September 1994.

Catalogue number 32-013

(Canada: \$6/\$60; United States: US\$8/US\$72;
other countries: US\$9/US\$84).

Construction type plywood, August 1994.

Catalogue number 35-001

(Canada: \$6/\$60; United States: US\$8/US\$72;
other countries: US\$9/US\$84).

**Production, shipments and stocks on hand of
sawmills in British Columbia, August 1994.**

Catalogue number 35-003

(Canada: \$8/\$80; United States: US\$10/US\$96;
other countries: US\$12/US\$112).

**Quarterly financial statistics for enterprises,
second quarter 1994.**

Catalogue number 61-008

(Canada: \$25/\$100; United States: US\$30/US\$120;
other countries: US\$35/US\$140).

The paper used in this publication meets the minimum
requirements of American National Standard for
Information Sciences – Permanence of Paper for Printed
Library Materials, ANSI Z39.48 – 1984.



How to order publications

Simplify your data search with *Statistics Canada catalogue, 1994* (11-204E, \$15; United States: US\$18; other countries: US\$21).
Its keyword index will guide you to statistics on Canada's social and economic activity.

Order *The Daily* and other publications by phone:

Please refer to the • Title • Catalogue number • Volume number • Issue number • Your VISA or MasterCard number.

In Canada and the United States call:

1-800-267-6677

From other countries call:

1-613-951-7277

Or fax your order to us:

1-613-951-1584

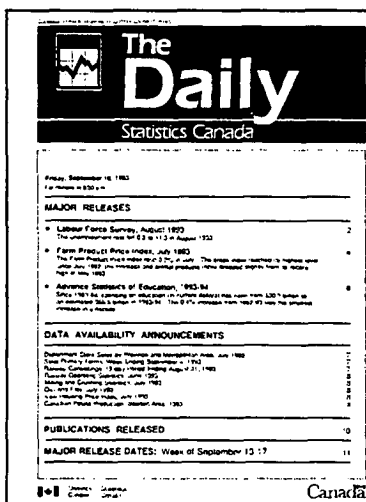
For address changes: Please refer to your customer account number.

To order a publication by mail write: Sales and Service, Marketing Division, Statistics Canada, Ottawa, K1A 0T6.
Include a cheque or money order payable to Receiver General of Canada/Publications. Canadian customers add 7% GST.

Statistics Canada Regional Reference Centres provide a full range of the Agency's products and services.

For the reference centre nearest you, check the blue pages of your telephone directory under Statistics Canada.

Authorized agents and bookstores also carry Statistics Canada's catalogued publications.



Statistics Canada's official release bulletin

Catalogue 11-001E. (Canada: \$175; United States: US\$210; other countries: US\$245.)

Published each working day by the Communications Division, Statistics Canada,
10-H, R.H. Coats Bldg., Tunney's Pasture, Ottawa, Ontario K1A 0T6.

To receive *The Daily* from the Internet, send an E-mail message to listproc@statcan.ca.
Leave the subject line blank. In the body of the message, type "subscribe daily firstname
lastname".


Editor: Tim Prichard (613-951-1103)

Head of Official Release: Jacques Lefebvre (613-951-1088)

Published by authority of the Minister responsible for Statistics Canada. © Minister of
Industry, Science and Technology, 1994. All rights reserved. No part of this publication may
be reproduced, stored in a retrieval system or transmitted in any form or by any means,
electronic, mechanical, photocopying, recording or otherwise without prior written permission
from Licence Services, Marketing Division, Statistics Canada, Ottawa, Ontario, Canada
K1A 0T6.



1010175913



Your Reliable Journal of Health-related Information

In today's world, being informed about Canadians' health and Canadian healthcare is less of an option and more like an obligation. How accurate and up-to-date your information is, however, remains at your discretion

Follow the lead of hundreds of professionals in health care, research, insurance and policymaking who look to **Health Reports** for reliable facts and figures. Issued four times a year, this periodical combines Statistics Canada's stringent standards of data accuracy and timeliness with practical features. Each volume contains:

- highlights of newly released data
- news of recent publications and updates
- crisp and incisive articles
- information on specialized tabulations and custom data


Concise text, instructive charts and easy-to-read tables make for a balanced blend of essential data and straightforward analysis. Each issue of **Health Reports** is written by the analysts of the Canadian Centre for Health Information with original contributions from outside specialists. This imparts a particularly candid flavour and results in a stimulating approach to a wide range of topics like:

- women and cardiovascular disease
- health care for seniors
- recent findings on cancer, heart disease and tuberculosis
- mortality by occupation
- health risks and social status

With its broad scope and solid facts, **Health Reports** is quickly gaining recognition as an authority on health developments and concerns. It's an essential resource if you plan, establish, deliver or evaluate programs and projects – if you have a vested interest in health-related issues.

Don't just be informed! Know that your information is both current and sound. Get **Health Reports** for leading-edge information on Canadians' health and Canadian healthcare. Subscribe today.

Health Reports
(catalogue number
82-0030XPB) is \$112
annually in Canada,
US\$136 in the United States
and US\$160 in other countries.



**To order, write: Statistics Canada
Marketing Division
Sales and Service
120 Parkdale Ave.
Ottawa, Ontario K1A 0T6**

or contact the nearest Statistics Canada Reference Centre listed in this publication. If more convenient, fax your order to 1-613-951-1584 or call toll-free 1-800-267-6677 and use your VISA or MasterCard.