



The Daily

Statistics Canada

Tuesday, November 8, 1994

For release at 8:30 a.m.

STATISTICS CANADA STATISTIQUE CANADA

NOV 8 1994

MAJOR RELEASE

LIBRARY
BIBLIOTHÈQUE

- **Estimates of labour income, August 1994** 2
Labour income declined 0.3% in August 1994 to a seasonally adjusted \$34.1 billion, a result of weak employment growth and a drop in average weekly earnings.

OTHER RELEASES

- Oil pipeline transport, August 1994 4
- Electric storage batteries, September 1994 4
- Specified domestic electrical appliances, September 1994 4

PUBLICATIONS RELEASED 5



Statistics
Canada

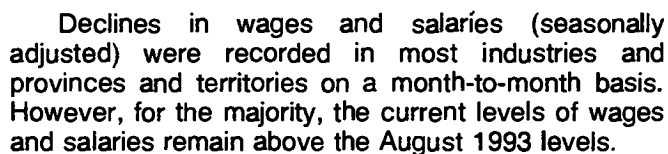
Statistique
Canada

Canada

Estimates of labour income

Labour income declined 0.3% in August 1994 to \$34.1 billion (seasonally adjusted), resulting from weak employment growth and a drop in average weekly earnings. Despite the last two months of decline, labour income is 3.1% higher (unadjusted) than its August 1993 level.

monthly % change



The August decline in trade, accounting for most of the change in the aggregate, was the largest decline recorded in this industry since January. Average weekly earnings dropped 2.2% in trade, while employment grew by 0.5%. Despite this decline, trade still remains 2.5% above its August 1993 level of wages and salaries.

Commercial services and the health and welfare industry also contributed largely to the August decline in wages and salaries. Weak employment growth combined with a drop of nearly 1% in average weekly earnings resulted in lower wages and salaries in these two industries. However, the year-to-date growth in

Labour income consists of wages and salaries (88%), plus supplementary labour income (12%). Wages and salaries include items such as bonuses, gratuities, taxable allowances and retroactive wage payments. Supplementary labour income is employer contributions to employee welfare, pension, workers' compensation and unemployment insurance plans. Labour income accounts for 57% of gross domestic product.

wages and salaries for commercial services is already 5.8% (unadjusted), up from its 1993 annual rate of 4.0%. In contrast, the health and welfare industry has a year-to-date growth of just 0.6% compared with its 1993 annual rate of 3.1%.

Except for Alberta, the Yukon, Northwest Territories and abroad, all provinces posted August declines in wages and salaries. On a year-to-date basis, six provinces and territories have already attained or surpassed their 1993 annual growth rates.

year-to-date % change



The July-September 1994 issue of *Estimates of labour income* (72-005, \$24/\$96) will be available in January 1995. See "How to order publications".

For further information on this release, contact
Jean Lambert (613-951-4090, fax: 613-951-4087),
Labour Division. ☐

Wages, salaries and supplementary labour income

	August 1993	July 1994 ^r	August 1994 ^p	July 1994 to August 1994
seasonally adjusted				
	\$ millions			% change
Agriculture, fishing and trapping	231.6	242.0	239.2	-1.2
Logging and Forestry	226.1	235.1	244.5	4.0
Mining, quarrying and oil wells	563.8	624.6	621.7	-0.5
Manufacturing industries	5,067.3	5,279.4	5,273.6	-0.1
Construction industry	1,556.7	1,698.9	1,691.9	-0.4
Transportation, storage, communications and other utilities	2,796.0	2,858.9	2,852.3	-0.2
Trade	4,099.7	4,276.1	4,204.0	-1.7
Finance, insurance and real estate	2,528.4	2,495.2	2,487.7	-0.3
Commercial and personal services	3,986.9	4,292.3	4,256.5	-0.8
Educational and related services	2,765.2	2,799.3	2,806.3	0.3
Health and social services	2,773.5	2,770.1	2,744.4	-0.9
Federal administration and other government offices	1,021.1	1,006.3	1,017.2	1.1
Provincial administration	740.7	740.3	739.4	-0.1
Local administration	675.9	698.4	695.9	-0.4
Total wages and salaries	28,997.0	29,989.3	29,896.3	-0.3
Supplementary labour income	4,022.3	4,231.0	4,235.3	0.1
Labour income	33,019.3	34,220.3	34,131.6	-0.3
	August 1993	July 1994 ^r	August 1994 ^p	August 1993 to August 1994
unadjusted				
	\$ millions			% change
Agriculture, fishing and trapping	368.7	344.9	372.7	1.1
Logging and Forestry	262.1	281.7	282.8	7.9
Mining, quarrying and oil wells	565.5	631.8	623.2	10.2
Manufacturing industries	5,120.0	5,463.0	5,321.0	3.9
Construction industry	1,817.3	1,913.4	1,957.6	7.7
Transportation, storage, communications and other utilities	2,839.6	2,925.1	2,896.9	2.0
Trade	4,119.4	4,334.9	4,224.5	2.6
Finance, insurance and real estate	2,559.1	2,553.4	2,511.5	-1.9
Commercial and personal services	4,127.6	4,446.0	4,385.3	6.2
Educational and related services	2,283.5	2,392.5	2,315.9	1.4
Health and social services	2,833.1	2,844.5	2,805.2	-1.0
Federal administration and other government offices	1,029.1	1,030.0	1,024.7	-0.4
Provincial administration	773.2	772.1	771.5	-0.2
Local administration	682.1	717.1	701.6	2.9
Total wages and salaries	29,380.4	30,650.3	30,194.4	2.8
Supplementary labour income	4,046.2	4,335.2	4,257.5	5.2
Labour income	33,426.6	34,985.5	34,451.9	3.1

^p Preliminary figures.^r Revised figures.

OTHER RELEASES

Oil pipeline transport

August 1994

In August, net receipts of crude oil and refined petroleum products into pipelines increased 1.6% to 17 187 084 cubic metres (m³) from August 1993. Year-to-date receipts, at 132 806 541 m³, were up 5.7% from 1993.

Pipeline exports of crude oil increased 6.8% from August 1993 to 5 021 007 m³. Pipeline imports declined to 973 704 m³, down 6.8% from August 1993. Year-to-date exports at the end of August 1994 (36 584 558 m³) were up 8.7% from 1993, while year-to-date imports (7 683 399 m³) were up 3.7%.

August deliveries of crude oil by pipeline to Canadian refineries totalled 5 406 562 m³, a 2.4% decrease from 1993. August deliveries of liquid petroleum gases and refined petroleum products increased 23.9% to 502 507 m³.

Available on CANSIM: matrix 181.

The August 1994 issue of *Oil pipeline transport* (55-001, \$11/\$110) will be available the third week of November. See "How to order publications".

For further information on this release, contact Gerard O'Connor (613-951-3562), Energy Section, Industry Division. ■

Electric storage batteries

September 1994

Manufacturers of electric storage batteries sold 282,926 automotive and heavy-duty commercial replacement batteries in September 1994, up 10.4% from 256,260 batteries in September 1993.

For January to September 1994, shipments totalled 1,413,108 batteries, up 16.3% from 1,215,456 batteries the previous year.

Sales data for other types of storage batteries are also available.

The September 1994 issue of *Factory sales of electric storage batteries* (43-005, \$6/\$60) will be available at a later date.

For further information on this release, contact L. Vincent (613-951-3523), Industry Division. ■

Specified domestic electrical appliances

September 1994

Canadian electrical appliance manufacturers shipped 76,339 kitchen appliances in September 1994.

Year-to-date shipments of kitchen appliances amounted to 443,378 units.

The September 1994 issue of *Specified domestic electrical appliances* (43-003, \$6/\$60) will be available at a later date.

For further information on this release, contact L. Vincent (613-951-3523), Industry Division. ■

PUBLICATIONS RELEASED

Steel wire and specified wire products, September 1994.

Catalogue number 41-006

(Canada: \$6/\$60; United States: US\$8/US\$72;
other countries: US\$9/US\$84).

Gas utilities, July 1994.

Catalogue number 55-002

(Canada: \$14/\$140; United States: US\$17/US\$168;
other countries: US\$20/US\$196).

Unemployment insurance statistics, August 1994.

Catalogue number 73-001

(Canada: \$16/\$160; United States: US\$20/US\$192;
other countries: US\$23/US\$224).

The paper used in this publication meets the minimum requirements of American National Standard for Information Sciences - Permanence of Paper for Printed Library Materials, ANSI Z39.48 - 1984.



How to order publications

Simplify your data search with *Statistics Canada catalogue, 1994* (11-204E, \$15; United States: US\$18; other countries: US\$21). Its keyword index will guide you to statistics on Canada's social and economic activity.

Order *The Daily* and other publications by phone:

Please refer to the • Title • Catalogue number • Volume number • Issue number • Your VISA or MasterCard number.

In Canada and the United States call:

1-800-267-6677

From other countries call:

1-613-951-7277

Or fax your order to us:

1-613-951-1584


For address changes: Please refer to your customer account number.

To order a publication by mail write: Sales and Service, Marketing Division, Statistics Canada, Ottawa, K1A 0T6. Include a cheque or money order payable to Receiver General of Canada/Publications. Canadian customers add 7% GST.

Statistics Canada Regional Reference Centres provide a full range of the Agency's products and services.

For the reference centre nearest you, check the blue pages of your telephone directory under Statistics Canada.

Authorized agents and bookstores also carry Statistics Canada's catalogued publications.



Statistics Canada's official release bulletin

Catalogue 11-001E. (Canada: \$175; United States: US\$210; other countries: US\$245.)

Published each working day by the Communications Division, Statistics Canada, 10-H, R.H. Coats Bldg., Tunney's Pasture, Ottawa, Ontario K1A 0T6.

To receive *The Daily* from the Internet, send an E-mail message to listproc@statcan.ca. Leave the subject line blank. In the body of the message, type "subscribe daily firstname lastname".

Editor: Tim Prichard (613-951-1103)

Head of Official Release: Jacques Lefebvre (613-951-1088)

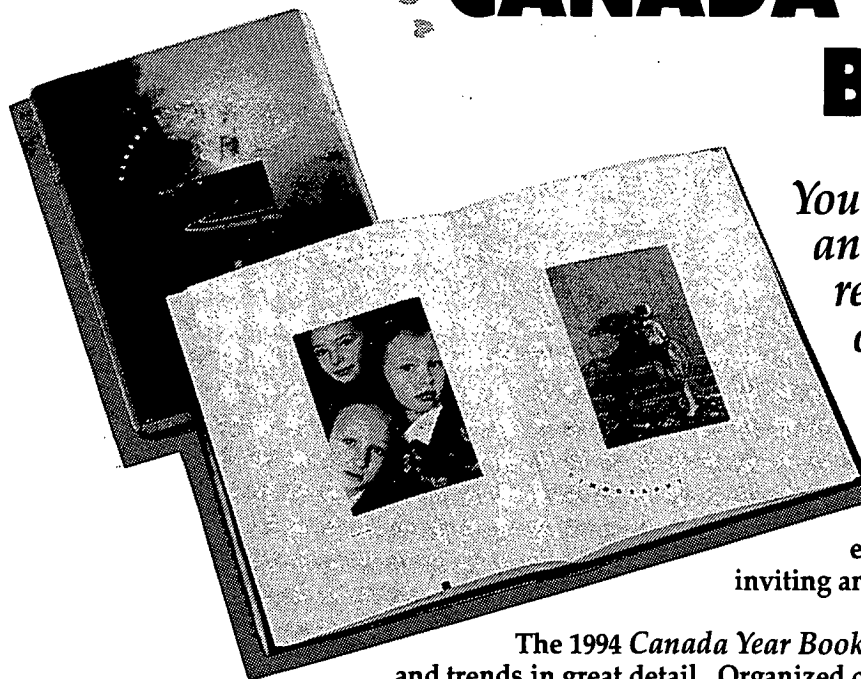
Published by authority of the Minister responsible for Statistics Canada. • Minister of Industry, Science and Technology, 1994. All rights reserved. No part of this publication may be reproduced, stored in a retrieval system or transmitted in any form or by any means, electronic, mechanical, photocopying, recording or otherwise without prior written permission from Licence Services, Marketing Division, Statistics Canada, Ottawa, Ontario, Canada K1A 0T6.



1010176468

CANADA

THE 1994 CANADA YEAR BOOK



*Your indispensable
and comprehensive
reference source
on Canada*

For essential information on Canada, turn to the *Canada Year Book*. An invaluable resource, the 1994 edition is beautifully designed in an inviting and easy-to-read format.

The 1994 *Canada Year Book* examines recent events, changes and trends in great detail. Organized carefully into 22 chapters, it answers questions on virtually every topic from geography through health to banking.

This edition features:

- ▶ Over 700 crisply written pages packed with eye-opening information on life in Canada — from social, economic, cultural and demographic perspectives
- ▶ 250 concise tables plus 63 charts and graphs that put statistical information into focus
- ▶ Stunning photographs capturing distinctively Canadian scenes by some of this country's finest photographers
- ▶ Fascinating short feature articles covering everything from archaeology to white collar trends

Trusted for over 125 years by students, teachers, researchers, librarians and business people, the *Canada Year Book* is the reference source to consult first on all aspects of Canada.

An enduring addition to any home or office library!

ORDER YOUR COPY OF CANADA YEAR BOOK TODAY.

Available in separate English and French editions, the 1994 *Canada Year Book* (Catalogue No. 11-402E) is \$59.95 plus \$5.05 shipping and handling in Canada, US \$72 in the United States and US \$84 in other countries.

To order, write to: Marketing Division, Publication Sales, Statistics Canada, Ottawa, Ontario K1A 0T6, or contact the nearest Statistics Canada Regional Reference Centre listed in this publication.

If more convenient, fax your order to 1-613-951-1584 or call toll-free 1-800-267-6677 and charge it to your VISA or MasterCard.