



The Daily

Statistics Canada

Monday, December 12, 1994

For release at 8:30 a.m.

MAJOR RELEASES

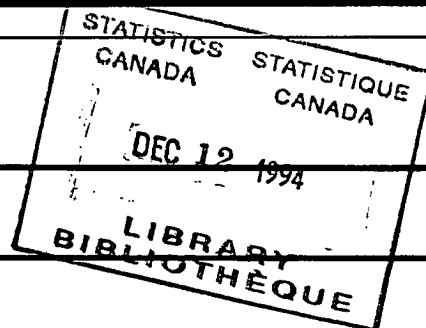
There are no major releases today.

OTHER RELEASES

Raw materials price index early estimate, November 1994	2
Railway carloadings, seven-day period ending November 14, 1994	2
Farm product prices, October 1994	2
Supply and disposition of major grains, 1993/94	2
Particleboard, waferboard and fibreboard, October 1994	3

PUBLICATIONS RELEASED

4



Statistics
Canada

Statistique
Canada

Canada

OTHER RELEASES

Raw materials price index early estimate

November 1994

November's raw materials price index is estimated to have increased 2.1% over October 1994. Upward pressure came from the mineral fuels (+2.9%), metals (+6.0%) and wood (+1.4%) indexes. These increases were moderated by an absence of change for animal and vegetable products. The RMPI excluding mineral fuels is estimated to have increased 1.8% in November.

This early estimate of November's index is based on partial returns and other indicators. The regular index will be published at the end of this month.

For further information on this release, contact Paul-Roméo Danis (613-951-3350), Information and Current Analysis Unit, Prices Division (fax: 613-951-2848). ■

Railway carloadings

Seven-day period ending November 14, 1994

The number of railway cars loaded in Canada during the seven-day period increased 4.8% from the year-earlier period; revenue-freight increased 11.5% to 5.0 million tonnes.

Piggyback traffic tonnage, which is included in total carload traffic, decreased 0.2% during the same period.

Tonnage of revenue-freight loaded as of November 14, 1994 increased 9.2% from the previous year.

Cumulative data for 1993 and 1994 have been revised.

For further information on this release, contact Angus MacLean (613-951-2528, fax: 613-951-0579), Surface Transport Unit, Transportation Division. ■

Farm product prices

October 1994

In October prices received by farmers for their products continued the decline that began in May 1994. Decreases in cattle and hog prices from September to October more than offset increases in prices received for cereals and oilseeds.

Available on CANSIM: matrix 176.

The October 1994 issue of the *Farm product price index* (62-003, \$8/\$76) is scheduled for release on December 19th. See "How to order publications".

For further information on this release, contact Bernie Rosien (613-951-2441), Farm Income and Prices Section, Agriculture Division. ■

Supply and disposition of major grains

1993/94

Supply and disposition tables pertaining to the major cereals and oilseeds (wheat, oats, barley, rye, flaxseed, canola, corn and soybeans) are now available for the 1993/94 crop year (from August 1st to July 31st).

To more accurately reflect the harvest and marketing cycle of corn and soybeans, the crop year for these two commodities was changed to the period of September 1st to August 31st. The supply and disposition data reflect this change, which was effective in 1993/94.

Available on CANSIM: matrices 5629, 5674, 5679-5685 and 5688.

The October 1994 issue of *Cereals and oilseeds review* (22-007, \$15/\$144) is scheduled for release in January 1995. See "How to order publications".

For further information on this release, contact Alain Y. Bertrand (613-951-3859) or Karen Gray (204-983-2856), Grain Marketing Unit, Agriculture Division. ■

Particleboard, waferboard and fibreboard October 1994

Waferboard production in October totalled 264 314 cubic metres, a 1.3% increase from 260 847^r (revised) cubic metres in October 1993. Particleboard production reached 126 620 cubic metres, up 2.3% from 123 727 cubic metres in October 1993. Fibreboard production totalled 9 750 thousand square metres, basis 3.175mm, up 13.4% from 8 600 thousand square metres in October 1993.

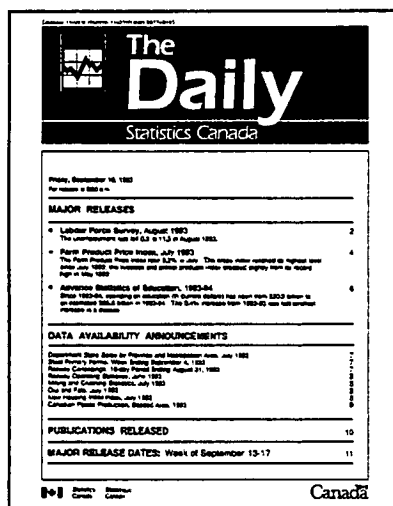
For January to October 1994, year-to-date waferboard production totalled 2 525 828 cubic metres, up 10.4% from 2 288 357^r cubic metres a year earlier. Year-to-date particleboard production

was 1 221 751 cubic metres, up 4.6% from 1 167 616 cubic metres a year earlier. Year-to-date fibreboard production reached 92 600 thousand square metres, basis 3.175mm, up 10.3% from 83 964 thousand square metres for the same period in 1993.

Available on CANSIM: matrices 31 (series 2-4) and 122 (series 8 and 34).

The October 1994 issue of *Particleboard, waferboard and fibreboard* (36-003, \$6/\$60) will be available later.

For further information on this release, contact Sandra Bohatyretz (613-951-3516), Industry Division.



Statistics Canada's official release bulletin

Catalogue 11-001E. (Canada: \$175; United States: US\$210; other countries: US\$245.)


Published each working day by the Communications Division, Statistics Canada, 10-H, R.H. Coats Bldg., Tunney's Pasture, Ottawa, Ontario K1A 0T6.

To receive *The Daily* from the Internet, send an e-mail message to listproc@statcan.ca. Leave the subject line blank. In the body of the message, type "subscribe daily firstname lastname".

Editor: Tim Prichard (613-951-1103)

Head of Official Release: Jacques Lefebvre (613-951-1088)

Published by authority of the Minister responsible for Statistics Canada. © Minister of Industry, Science and Technology, 1994. All rights reserved. No part of this publication may be reproduced, stored in a retrieval system or transmitted in any form or by any means, electronic, mechanical, photocopying, recording or otherwise without prior written permission from Licence Services, Marketing Division, Statistics Canada, Ottawa, Ontario, Canada K1A 0T6.



PUBLICATIONS RELEASED

Pulpwood and wood residue statistics,
October 1994.

Catalogue number 25-001

(Canada: \$7/\$70; United States: US\$9/US\$84;
other countries: US\$10/US\$98).

Factory sales of electric storage batteries,
October 1994.

Catalogue number 43-005

(Canada: \$6/\$60; United States: US\$8/US\$72;
other countries: US\$9/US\$84).

Industrial chemicals and synthetic resins,
October 1994.

Catalogue number 46-002

(Canada: \$6/\$60; United States: US\$8/US\$72;
other countries: US\$9/US\$84).

Railway carloadings, August 1994.

Catalogue number 52-001

(Canada: \$10/\$100; United States: US\$12/US\$120;
other countries: US\$14/US\$140).

The paper used in this publication meets the minimum requirements of American National Standard for Information Sciences - Permanence of Paper for Printed Library Materials, ANSI Z39.48 - 1984.



How to order publications

Simplify your data search with *Statistics Canada catalogue, 1994* (11-204E, \$15; United States: US\$18; other countries: US\$21). Its keyword index will guide you to statistics on Canada's social and economic activity.

Order *The Daily* and other publications by phone:

Please refer to the • Title • Catalogue number • Volume number • Issue number • Your VISA or MasterCard number.

In Canada and the United States call:

1-800-267-6677

From other countries call:

1-613-951-7277

Or fax your order to us:

1-613-951-1584

For address changes: Please refer to your customer account number.

To order a publication by mail write: Sales and Service, Marketing Division, Statistics Canada, Ottawa, K1A 0T6.

Include a cheque or money order payable to Receiver General of Canada/Publications. Canadian customers add 7% GST.

Statistics Canada Regional Reference Centres provide a full range of the Agency's products and services.

For the reference centre nearest you, check the blue pages of your telephone directory under Statistics Canada.

Authorized agents and bookstores also carry Statistics Canada's catalogued publications.