



The Daily

Statistics Canada

Tuesday, December 6, 1994

For release at 8:30 a.m.

STATISTICS CANADA
STATISTIQUE CANADA

DEC 6 1994

LIBRARY
BIBLIOTHÈQUE

MAJOR RELEASES

- There are no major releases today.

OTHER RELEASES

Crushing statistics, October 1994	2
Coal and coke statistics, September 1994	2
Rail in Canada, 1993	2
University enrolment and graduation, 1993	2

PUBLICATIONS RELEASED 3

INDEX TO DATA RELEASES: November 1994



Statistics
Canada

Statistique
Canada

Canada

OTHER RELEASES

Crushing statistics

October 1994

Oilseed processors crushed 229 thousand tonnes of canola in October 1994, the largest volume of canola ever processed in one month and up 22% from October 1993.

Corresponding to the record crush in October 1994 was record production of both oil (97 thousand tonnes) and meal (142 thousand tonnes). Oil stocks rose to 29 thousand tonnes from 16 thousand at the end of September, while meal stocks were up only marginally to 32 thousand tonnes from 31 thousand tonnes in September.

Available on CANSIM: matrix 5687.

The October 1994 issue of *Cereals and oilseeds review* (22-007, \$15/\$144) is scheduled for release in January 1995. See "How to order publications".

For further information on this release, contact Alain Y. Bertrand (613-951-3859) or Karen Gray (204-983-2856), Grain Marketing Unit, Agriculture Division. ■

Coal and coke statistics

September 1994

Coal production totalled 5 934 kilotonnes in September 1994, up 2.4% from September 1993. Year-to-date production at the end of September 1994 stood at 53 674 kilotonnes, up 7.1% from the previous year.

Exports in September rose to 2 602 kilotonnes, up 14.0% from September 1993; imports increased 14.5% to 1 294 kilotonnes. For January to September 1994, exports totalled 23 143 kilotonnes, 15.4% above last year.

Coke production in September 1994 increased to 314 kilotonnes, up 14.3% from September 1993.

Available on CANSIM: matrix 9.

The September 1994 issue of *Coal and coke statistics* (45-002, \$11/\$110) will be available the first week of December. See "How to order publications".

For further information on this release, contact Dave Madsen (613-951-9823), Energy Section, Industry Division. ■

Rail in Canada

1993

In 1993 the railway industry generated about \$7 billion in revenues and provided employment to some 59,000 people. It operated 85,000 kilometres of track, transporting 239 million tonnes of freight and 4 million passengers.

Operating revenues increased 1.2% from 1992. Operating expenses decreased 15.1%, returning to a more normal level after two years (1991 and 1992) of heavy restructuring charges to cover the costs of workforce reductions and line rationalizations.

The three top-ranking commodities transported were: bituminous coal, iron ore and concentrates, and wheat. These commodities, which are mostly transported domestically for marine export, accounted for 35.7% of the total freight traffic.

Data covering the 1993 financial and operating activities and the commodity movements of the railway transport industry are now available.

Rail in Canada, 1993 (52-216, \$50) will be available in late December. See "How to order publications".

For further information on this release, contact Yasmin Sheikh (613-951-2518, fax: 613-951-0579), Transportation Division. ■

University enrolment and graduation

1993

Data on university enrolment and graduations for 1993 are now available. Revised historical data are also available.

Available on CANSIM: matrices 8010 and 8011.

For further information on this release, contact Mariem Martinson (613-951-1526) or Mongi Mouelhi (603-951-1537), Education, Culture and Tourism Division.

Data are also available through custom and special tabulations. For further information or general inquiries on Education, Culture and Tourism Division products or services, contact Daniel Perrier, Dissemination Officer (613-951-1503). ■

PUBLICATIONS RELEASED

Cereals and oilseeds review, September 1994.
Catalogue number 22-007
(Canada: \$15/\$144; United States: US\$18/US\$173;
other countries: US\$21/US\$202).

Cement, October 1994.
Catalogue number 44-001
(Canada: \$6/\$60; United States: US\$8/US\$72;
other countries: US\$9/US\$84).

Gas utilities, August 1994.
Catalogue number 55-002
(Canada: \$14/\$140; United States: US\$17/US\$168;
other countries: US\$20/US\$196).

The paper used in this publication meets the minimum requirements of American National Standard for Information Sciences - Permanence of Paper for Printed Library Materials, ANSI Z39.48 - 1984.



How to order publications

Simplify your data search with *Statistics Canada catalogue, 1994* (11-204E, \$15; United States: US\$18; other countries: US\$21). Its keyword index will guide you to statistics on Canada's social and economic activity.

Order *The Daily* and other publications by phone:

Please refer to the • Title • Catalogue number • Volume number • Issue number • Your VISA or MasterCard number.

In Canada and the United States call: **1-800-267-6677**
From other countries call: **1-613-951-7277**
Or fax your order to us: **1-613-951-1584**


For address changes: Please refer to your customer account number.

To order a publication by mail write: Sales and Service, Marketing Division, Statistics Canada, Ottawa, K1A 0T6. Include a cheque or money order payable to Receiver General of Canada/Publications. Canadian customers add 7% GST.

Statistics Canada Regional Reference Centres provide a full range of the Agency's products and services.

For the reference centre nearest you, check the blue pages of your telephone directory under Statistics Canada.

Authorized agents and bookstores also carry Statistics Canada's catalogued publications.



Statistics Canada's official release bulletin

Catalogue 11-001E. (Canada: \$175; United States: US\$210; other countries: US\$245.)

Published each working day by the Communications Division, Statistics Canada, 10-H, R.H. Coats Bldg., Tunney's Pasture, Ottawa, Ontario K1A 0T6.

To receive *The Daily* from the Internet, send an e-mail message to lstproc@statcan.ca. Leave the subject line blank. In the body of the message, type "subscribe daily firstname lastname".

Editor: Tim Prichard (613-951-1103)
Head of Official Release: Jacques Lefebvre (613-951-1088)

Published by authority of the Minister responsible for Statistics Canada. • Minister of Industry, Science and Technology, 1994. All rights reserved. No part of this publication may be reproduced, stored in a retrieval system or transmitted in any form or by any means, electronic, mechanical, photocopying, recording or otherwise without prior written permission from Licence Services, Marketing Division, Statistics Canada, Ottawa, Ontario, Canada K1A 0T6.



The Daily

Statistics Canada

INDEX TO DATA RELEASES

November 1994

Subject	Reference period	Release date
Agriculture production account	1992-93	November 28, 1994
Air charter statistics	June and July 1994	November 15, 1994
	Second quarter 1994	November 14, 1994
Apartment building construction		
price indexes	Third quarter 1994	November 4, 1994
Asphalt roofing	October 1994	November 29, 1994
Average prices of selected farm inputs	October 1994	November 16, 1994
Balance of international payments	Third quarter 1994	November 30, 1994
Balance sheet of the agricultural sector	At December 31, 1992 and 1993	November 28, 1994
Basic hardware industry	1993 annual survey of manufactures	November 25, 1994
Building permits	September 1994	November 3, 1994
Business conditions survey, Canadian manufacturing industries	October 1994	November 2, 1994
Canada's international transactions in securities	September 1994	November 24, 1994
Canadian economic observer	November 1994	November 17, 1994
Canadian international merchandise trade	September 1994	November 18, 1994
Cane and beet sugar industry	1993 annual survey of manufactures	November 25, 1994
Capital expenditures by type of asset	1992	November 18, 1994
Cement	September 1994	November 3, 1994
Cereals and oilseeds review	August 1994	November 15, 1994
Characteristics of international travellers	Second quarter 1994	November 25, 1994
Chemical fertilizer materials industry	1993 annual survey of manufactures	November 15, 1994
Chewing gum industry	1993 annual survey of manufactures	November 15, 1994
Cigarette shipments and production	October 1994	November 24, 1994
Civil aviation statistics	September 1994	November 16, 1994
	Third quarter 1994	November 21, 1994



Statistics
Canada

Statistique
Canada

Canada

INDEX TO DATA RELEASES, NOVEMBER 1994

Subject	Reference period	Release date
Composite Index	October 1994	November 16, 1994
Construction type plywood	September 1994	November 23, 1994
Construction union wage rate index	October 1994	November 18, 1994
Consumer price Index	October 1994	November 22, 1994
Corrugated boxes and wrappers	October 1994	November 18, 1994
Crude oil and natural gas	August 1994	November 1, 1994
Crushing statistics	September 1994	November 9, 1994
Current demographic situation	1994	November 16, 1994
Dairy review	September 1994	November 17, 1994
Deliveries of major grains	September 1994	November 18, 1994
Department store sales	September 1994	November 16, 1994
Direct payments in agriculture	1993	November 28, 1994
Domestic and International shipping	April to June 1994	November 1, 1994
Egg production	September 1994	November 10, 1994
Electric lamps	October 1994	November 18, 1994
Electric power statistics	September 1994	November 30, 1994
Electric storage batteries	September 1994	November 8, 1994
Employment, earnings and hours	September 1994	November 29, 1994
Employment generation by small firms and manufacturers	1970-1992	November 21, 1994
Estimates of labour income	August 1994	November 8, 1994
Estimates of production of principal field crops	November 1994	November 30, 1994
Export and Import price Indexes	September 1994	November 18, 1994
Fabricated structural steel price Indexes	Third quarter 1994	November 10, 1994
Farm business cash flow summary	1992 and 1993	November 28, 1994
Farm cash receipts	January to September 1994	November 28, 1994
Farm debt outstanding	At December 31, 1993	November 28, 1994
Farm financial survey	1993	November 23, 1994
Farm input price Index	Third quarter 1994	November 10, 1994
Farm product prices	September 1994	November 10, 1994
Farm taxation data	1993	November 30, 1994
Federal government finance estimates	1993 (revised) and 1994/95	November 17, 1994
Financial flow accounts	Third quarter 1994	November 30, 1994
Footwear statistics	Third quarter 1994	November 3, 1994
For-hire trucking (commodity origin and destination)	Second half 1993 and annual 1993 (preliminary)	November 7, 1994
Government revenue and expenditur (SNA basis)	Third quarter 1994	November 30, 1994
Gypsum products	September 1994	November 2, 1994
	October 1994	November 28, 1994

INDEX TO DATA RELEASES, NOVEMBER 1994

Subject	Reference period	Release date
Health reports	Second quarter 1994	November 29, 1994
Help-wanted index	October 1994	November 3, 1994
Hog inventories	October 1, 1994	November 2, 1994
Honey and maple products, production and value	1994 issue	November 14, 1994
Household facilities and equipment	1994	November 2, 1994
Household facilities and equipment, correction	1994	November 3, 1994
Industrial chemicals and synthetic resins	September 1994	November 2, 1994
Industrial product price index	October 1994	November 25, 1994
International air passenger origin and destination	1992	November 3, 1994
International travel account	Third quarter 1994	November 25, 1994
Labour force survey	October 1994	November 4, 1994
Leaf tobacco industry	1993 annual survey of manufactures	November 15, 1994
Lime industry	1993 annual survey of manufactures	November 25, 1994
Machinery and equipment price indexes	Third quarter 1994	November 16, 1994
Metal office furniture industry	1993 annual survey of manufactures	November 25, 1994
Mineral wool including fibrous glass insulation	October 1994	November 23, 1994
Mobile home industry	1993 annual survey of manufactures	November 7, 1994
Monthly survey of manufacturing	September 1994	November 17, 1994
Motor carriers of freight: for-hire carriers	1992	November 24, 1994
Motor carriers of freight: revenues and expenses of large carriers	Second quarter 1994	November 18, 1994
Motor vehicle wiring assemblies industry	1993 annual survey of manufactures	November 25, 1994
National income and expenditure accounts	Third quarter 1994	November 30, 1994
National survey on the financing of small business	October 1994	November 15, 1994
Net farm income	1993	November 28, 1994
Net farm income	1993	November 28, 1994
New housing price index	September 1994	November 9, 1994
New motor vehicle sales	September 1994	November 9, 1994
Non-residential building construction price indexes	Third quarter 1994	November 2, 1994
Oil pipeline transport	August 1994	November 8, 1994
Oils and fats	September 1994	November 14, 1994
Other agricultural chemical industries	1993 annual survey of manufactures	November 15, 1994
Other agricultural chemical industries, correction	1993 annual survey of manufactures	November 16, 1994

INDEX TO DATA RELEASES, NOVEMBER 1994

Subject	Reference period	Release date
Pack of processed peas	1994	November 30, 1994
Pack of processed sour cherries	1994	November 2, 1994
Particleboard, waferboard and fibreboard	September 1994	November 14, 1994
Passenger bus and urban transit statistics	September 1994	November 10, 1994
Plastic film and bags	Third quarter 1994	November 17, 1994
Postcensal estimates of population by age, sex and marital status	July 1, 1994	November 15, 1994
Potato production	1993 and 1994	November 18, 1994
Process cheese and instant skim milk powder	October 1994	November 30, 1994
Processed fruits and vegetables	September 1994	November 22, 1994
Production, shipments and stocks of sawmills east of the Rockies	September 1994	November 24, 1994
Production, shipments and stocks of sawmills in British Columbia	September 1994	November 23, 1994
Provincial real gross domestic product, correction	1984-1993	November 1, 1994
Pulpwood and wood residue statistics	September 1994	November 9, 1994
Quarterly financial statistics for enterprises	Third quarter 1994	November 24, 1994
Railway carloadings	June 1994	November 1, 1994
	July 1994	November 9, 1994
	Nine-day period ending September 30, 1994	November 24, 1994
	Seven-day period ending October 7, 1994	November 28, 1994
	Seven-day period ending October 14, 1994	November 30, 1994
Railway operating statistics	August 1994	November 9, 1994
Rates of low birth weight	1961-1990	November 29, 1994
Raw materials price index	October 1994	November 25, 1994
Raw materials price index early estimate	October 1994	November 10, 1994
Real gross domestic product at factor cost by industry	September 1994	November 30, 1994
Registered nurses	1993	November 7, 1994
Restaurants, caterers and taverns	September 1994	November 30, 1994
Retail trade	September 1994	November 18, 1994
Rigid insulating board	September 1994	November 1, 1994
	October 1994	November 29, 1994
Sales of natural gas	September 1994	November 21, 1994
Sales of refined petroleum products	October 1994	November 29, 1994
Selected financial indexes	October 1994	November 18, 1994
Shipments of office furniture	Third quarter 1994	November 28, 1994
Shipments of rolled steel	September 1994	November 16, 1994
Shipments of solid fuel-burning heating products	Third quarter 1994	November 2, 1994
Shipping in Canada	1993	November 28, 1994
Short-term expectations survey		November 2, 1994
		November 29, 1994

INDEX TO DATA RELEASES, NOVEMBER 1994


Subject	Reference period	Release date
Soft drinks	October 1994	November 18, 1994
Specified domestic electrical appliances	September 1994	November 8, 1994
Steel pipe and tubing	September 1994	November 9, 1994
Steel primary forms	September 1994	November 9, 1994
	Week ending October 29, 1994 (preliminary)	November 3, 1994
	Week ending November 5, 1994 (preliminary)	November 10, 1994
	Week ending November 12, 1994 (preliminary)	November 17, 1994
	Week ending November 19, 1994 (preliminary)	November 24, 1994
Steel wire and specified wire products	September 1994	November 9, 1994
Stocks of frozen meat products	November 1, 1994	November 25, 1994
Stocks of frozen poultry meat	November 1, 1994	November 18, 1994
Sugar sales	October 1994	November 4, 1994
Survey on smoking	Summer 1994, cycle 2	November 23, 1994
Tea, coffee and cocoa	September 1994	November 21, 1994
Telephone statistics	September 1994	November 17, 1994
Television viewing	1993	November 4, 1994
Tobacco products industry	1993 annual survey of manufactures	November 18, 1994
Travel between Canada and other countries	September 1994	November 15, 1994
Trends in justice spending	1988/89 to 1992/93	November 23, 1994
Trends in the business population	Third quarter 1994	November 7, 1994
Trusteed pension funds	Second quarter 1994	November 22, 1994
Unemployment insurance statistics	September 1994	November 29, 1994
University enrolment	1994-95	November 21, 1994
Vegetable oil mills (except corn oil)	1993 annual survey of manufactures	November 18, 1994
Wholesale trade	September 1994	November 21, 1994
Wholesaling and retailing in Canada	1993	November 30, 1994
Work injuries statistics	1993	November 22, 1994

Hire our team of researchers for \$56 a year

STATISTICS CANADA LIBRARY
BIBLIOTHEQUE STATISTIQUE CANADA



1010178823



Subscribing to *Perspectives on Labour and Income* is like having a complete research department at your disposal. Solid facts. Unbiased analysis. Reliable statistics.


But *Perspectives* is more than just facts and figures. It offers authoritative insights into complex labour and income issues, analyzing the statistics to bring you simple, clear summaries of labour market and income trends.

Our team of experts brings you the latest labour and income data. Each quarterly issue provides:

- topical articles on current labour and income trends
- more than 50 key labour and income indicators
- a review of ongoing research
- information on new surveys

As a special bonus, twice a year you will also receive *The Labour Market Review*, giving you timely analysis on labour market performance over the previous six months or year.

And all for only \$56!



Thousands of Canadian professionals turn to *Perspectives* to discover emerging trends in labour and income and to stay up to date on the latest research findings. As a subscriber, you will get the inside story.

We know you'll find *Perspectives* indispensable. **GUARANTEED.** If you aren't convinced after reading the first issue, we'll give you a **FULL REFUND** on all outstanding issues. Order your subscription to *Perspectives* today (Cat. No. 75-0010XPE).

ORDER NOW!

For only \$56 (plus \$3.92 GST) you will receive the latest labour and income research (4 issues per year). Subscription rates are US\$68 for U.S. customers and US\$80 for customers in other countries. Fax your VISA or MasterCard order to: **(613) 951-1584**. Call toll free: **1-800-267-6677**. Or mail to:

Statistics Canada, Marketing Division, Sales and Service,
120 Parkdale Ave., Ottawa, Ontario K1A 0T6.

Or contact your nearest Statistics Canada Reference Centre listed in this publication.