

# The Daily

Statistics Canada

Thursday, May 5, 1994

For release at 8:30 a.m.

STATISTICS CANADA

MAY 5 1994

## MAJOR RELEASE

LIBRARY  
BIBLIOTHÈQUE

### • Help-wanted Index, April 1994

2

The index for Canada (seasonally adjusted) increased for the fourth consecutive month, climbing 2% to 94 in April.

## DATA AVAILABILITY ANNOUNCEMENTS

Steel primary forms, Week ending April 30, 1994

3

Oil pipeline transport, February 1994

3

Exercise book statistics, 1993

3

## PUBLICATIONS RELEASED

4

## REGIONAL REFERENCE CENTRES

5

### Inter-corporate ownership

First quarter 1994

Who controls Canadian business? The *Inter-corporate ownership* database is now available quarterly on CD-ROM. This powerful research tool allows you to examine the ownership structures, degree and extent of foreign ownership, industry, and province of head office of 75,000 large Canadian companies. The search software lets you browse the database and target corporations of interest, even if you are unsure of a corporation's exact name. You can also identify groups of companies, such as all foreign-owned resource companies headquartered in British Columbia. You can save, print and/or download search results to your favourite spreadsheet or word processing software—for future use or for linking with other data sources.

*Inter-corporate ownership, first quarter 1994* is now available on CD-ROM. For a limited period, an annual subscription (four quarters) costs \$3,000, which is 40% off the regular subscription price. A 50% discount is available to educational institutions. Single copies can be purchased for \$1,750.

For further information on this release, contact Janice McMechan (613-951-6904) or Jack Lothian (613-951-2608), Industrial Organization and Finance Division, or contact your nearest Statistics Canada Regional Reference Centre.



Statistics  
Canada

Statistique  
Canada

Canada

## MAJOR RELEASE

### Help-wanted index

April 1994

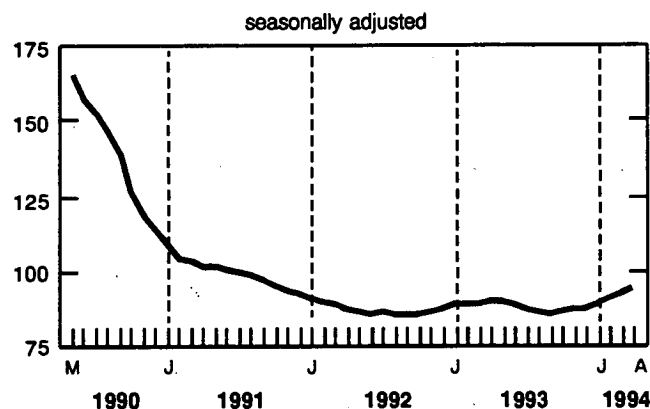
The help-wanted index for Canada (1991=100, seasonally adjusted) increased for the fourth consecutive month, climbing 2% to 94 in April.

#### Note to users

The help-wanted index serves as an early indicator of changes in the demand for labour by monitoring the number of help-wanted ads published in 20 major metropolitan areas.

#### Help-wanted Index

(1991 = 100)



After reaching a peak of 215 in March 1989, the index declined until June 1992, when it bottomed at 85. Throughout the rest of 1992 the index changed only little, but in early 1993 it advanced to 89. After a drop to 85 in September 1993, the index began to increase, reaching 94 in April 1994.

#### Regional changes

Between March and April 1994, the index advanced in all regions. The increase was 2% for Quebec, Ontario, the Prairie provinces, and British Columbia. The increase was 1% for the Atlantic provinces.

Compared with April 1993, the index increased 11% in Quebec, 7% in the Prairie provinces, 6% in Ontario, and 3% in British Columbia; however, in the Atlantic provinces the index declined 3%.

Available on CANSIM: matrix 105 (levels 8-10).

Help-wanted indexes for the metropolitan areas surveyed and trend-cycle estimates are available on request.

For users interested in time series, *Help-wanted index, 1981-1993* (71-540, \$29) was released April 29. This report features indexes by region and for the metropolitan areas surveyed. It also contains technical notes describing the construction of the index. See "How to order publications".

For further information on this release, contact Carole Lacroix (613-951-4039) or André Picard (613-951-4045), Labour Division (fax: 613-951-4087).

#### Help-wanted Index

(1991 = 100)

	April 1993	February 1994	March 1994	April 1994	April 1993 to April 1994	March 1994 to April 1994
	seasonally adjusted				% change	
Canada	89	90	92	94	6	2
Atlantic provinces	93	87	89	90	-3	1
Quebec	91	96	99	101	11	2
Ontario	89	89	92	94	6	2
Prairies provinces	83	85	87	89	7	2
British Columbia	86	85	87	89	3	2



---

## PUBLICATIONS RELEASED

---

**Cereals and oilseeds review**, February 1994.  
**Catalogue number 22-007**  
(Canada: \$15/\$144; United States: US\$18/US\$173;  
other countries: US\$21/US\$202).

**Telephone statistics**, February 1994.  
**Catalogue number 56-002**  
(Canada: \$9/\$90; United States: US\$11/US\$110;  
other countries: US\$13/US\$130).

**Wholesale trade**, February 1994.  
**Catalogue number 63-008**  
(Canada: \$16/\$160; United States: US\$19/US\$190;  
other countries: US\$22/US\$220).

**Summary of Canadian International trade**,  
February 1994.  
**Catalogue number 65-001**  
(Canada: \$18.20/\$182; United States:  
US\$21.80/US\$218; other countries:  
US\$25.50/US\$255).

**Labour force information**, For the week  
ended April 16, 1994.  
**Catalogue number 71-001P**  
(Canada: \$10/\$100; United States: US\$12/US\$120;  
other countries: US\$14/US\$140).  
**Available at 7:00 a.m. on Friday, May 6.**

---

The paper used in this publication meets the minimum  
requirements of American National Standard for  
Information Sciences – Permanence of Paper for Printed  
Library Materials, ANSI Z39.48 – 1984.



---

### How to order publications

Simplify your data search with *Statistics Canada catalogue, 1993* (11-204E, \$13.95; United States: US\$17; other countries: US\$20).  
Its keyword index will guide you to statistics on Canada's social and economic activity.

**Order *The Daily* and other publications by phone:**

Please refer to the • Title • Catalogue number • Volume number • Issue number • Your VISA or MasterCard number.

In Canada and the United States call:	<b>1-800-267-6677</b>
From other countries call:	<b>1-613-951-7277</b>
Or fax your order to us:	<b>1-613-951-1584</b>

**For address changes:** Please refer to your customer account number.

**To order a publication by mail write:** Sales and Service, Marketing Division, Statistics Canada, Ottawa, K1A 0T6.  
Include a cheque or money order payable to Receiver General of Canada/Publications. Canadian customers add 7% GST.

**Statistics Canada Regional Reference Centres provide a full range of the Agency's products and services.**

For the reference centre nearest you, check the blue pages of your telephone directory under Statistics Canada.

**Authorized agents and bookstores also carry Statistics Canada's catalogued publications.**

---

## REGIONAL REFERENCE CENTRES

---

Statistics Canada's Regional Reference Centres offer a full range of the agency's products and services. Each reference centre is equipped with a library and a sales counter where users can consult or purchase publications, microcomputer and CD-ROM diskettes, microfiche, maps and more.

Each centre has facilities to retrieve information from CANSIM and E-STAT, Statistics Canada's computerized data retrieval systems. A telephone inquiry service is available with toll-free access for clients who are located outside local calling areas. Many other valuable services — from seminars to consultations — are also offered. Call or write your nearest Regional Reference Centre for more information.

**Newfoundland and Labrador, Nova Scotia, Prince Edward Island and New Brunswick**

Advisory Services  
Statistics Canada  
North American Life Centre  
1770 Market Street  
Halifax, Nova Scotia  
B3J 3M3

Local calls: (902) 426-5331  
Toll free: 1-800-565-7192  
Fax: 1-902-426-9538

**Quebec**

Advisory Services  
Statistics Canada  
Suite 412, East Tower  
Guy Favreau Complex  
200 René Lévesque Blvd. W.  
Montréal, Québec  
H2Z 1X4

Local calls: (514) 283-5725  
Toll free: 1-800-361-2831  
Fax: 1-514-283-9350

**National Capital Region**

Statistical Reference Centre (NCR)  
Statistics Canada  
Lobby, R.H. Coats Building  
Holland Avenue  
Tunney's Pasture  
Ottawa, Ontario  
K1A 0T6

If outside the local calling area, please dial the toll free number for your province.

Local calls: (613) 951-8116  
Fax: 1-613-951-0581

**Ontario**

Advisory Services  
Statistics Canada  
10<sup>th</sup> Floor  
Arthur Meighen Building  
25 St. Clair Avenue East  
Toronto, Ontario  
M4T 1M4

Local calls: (416) 973-6586  
Toll free: 1-800-263-1136  
Fax: 1-416-973-7475

**Manitoba**

Advisory Services  
Statistics Canada  
Suite 300, MacDonald Building  
344 Edmonton Street  
Winnipeg, Manitoba  
R3B 3L9

Local calls: (204) 983-4020  
Toll free: 1-800-661-7828  
Fax: 1-204-983-7543

**Saskatchewan**

Advisory Services  
Statistics Canada  
Avord Tower, 9th Floor  
2002 Victoria Avenue  
Regina, Saskatchewan  
S4P 0R7

Local calls: (306) 780-5405  
Toll free: 1-800-667-7164  
Fax: 1-306-780-5403

**Southern Alberta**

Advisory Services  
Statistics Canada  
First Street Plaza, Room 401  
138-4th Avenue Southeast  
Calgary, Alberta  
T2G 4Z6

Local calls: (403) 292-6717  
Toll free: 1-800-563-7828  
Fax: 1-403-292-4958

**Alberta and the Northwest Territories**

Advisory Services  
Statistics Canada  
8th Floor, Park Square  
10001 Bellamy Hill  
Edmonton, Alberta  
T5J 3B6

Local calls: (403) 495-3027  
Toll free: 1-800-563-7828  
Fax: 1-403-495-5318

**British Columbia and the Yukon**

Advisory Services  
Statistics Canada  
Sinclair Centre, Suite 300  
757 West Hastings Street  
Vancouver, B.C. V6C 3C9

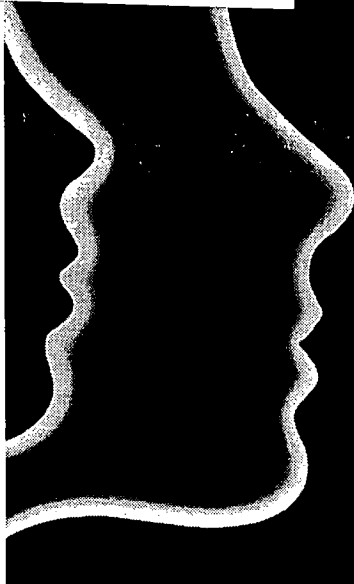
Local calls: (604) 666-3691  
Toll free: 1-800-663-1551  
Fax: 1-604-666-4863

**Telecommunications Device for the Hearing Impaired**

Toll free: 1-800-363-7629



1010164133



# Your Reliable Journal of Health-related Information

In today's world, being informed about Canadians' health and Canadian healthcare is less of an option and more like an obligation. How accurate and up-to-date your information is, however, remains at your discretion ....

**F**ollow the lead of hundreds of professionals in health care, research, insurance and policymaking who look to **Health Reports** for reliable facts and figures. Issued four times a year, this periodical combines Statistics Canada's stringent standards of data accuracy and timeliness with practical features. Each volume contains:

- highlights of newly released data
- news of recent publications and updates
- crisp and incisive articles
- information on specialized tabulations and custom data


Concise text, instructive charts and easy-to-read tables make for a balanced blend of essential data and straightforward analysis. Each issue of **Health Reports** is written by the analysts of the Canadian Centre for Health Information with original contributions from outside specialists. This imparts a particularly candid flavour and results in a stimulating approach to a wide range of topics like:

- women and cardiovascular disease
- health care for seniors
- recent findings on cancer, heart disease and tuberculosis
- mortality by occupation
- health risks and social status

With its broad scope and solid facts, **Health Reports** is quickly gaining recognition as an authority on health developments and concerns. It's an essential resource if you plan, establish, deliver or evaluate programs and projects – if you have a vested interest in health-related issues.

Don't just be informed! Know that your information is both current and sound. Get **Health Reports** for leading-edge information on Canadians' health and Canadian healthcare. Subscribe today.

**Health Reports** (catalogue number 82-0030XPB) is \$112 annually in Canada, US\$136 in the United States and US\$160 in other countries.



**To order, write: Statistics Canada  
Marketing Division  
Sales and Service  
120 Parkdale Ave.  
Ottawa, Ontario K1A 0T6**

or contact the nearest Statistics Canada Reference Centre listed in this publication. If more convenient, fax your order to 1-613-951-1584 or call toll-free 1-800-267-6677 and use your VISA or MasterCard.