



The Daily

Statistics Canada

Wednesday, June 1, 1994

For release at 8:30 a.m.

MAJOR RELEASE

Declining female labour force participation

For the first time in nearly four decades, women's participation rate in the labour force began to decline during the recent recession.

DATA AVAILABILITY ANNOUNCEMENTS

Government expenditures on culture, 1992-93

4


Motion picture theatres and film distribution surveys, 1992-93

4

Air carrier operations in Canada, April-June 1993

4

(continued on page 2)



Perspectives on labour and income

Summer 1994

The Summer 1994 edition of *Perspectives on Labour and Income*, Statistics Canada's journal on labour and income topics, features articles on the expenditures of couples without children, the commuting time of Canadian workers, and the employment situation of lone mothers. It also includes a profile of Unemployment insurance beneficiaries, an analysis of the characteristics of full-time paid workers with fixed daytime schedules, a study on weekend workers, and a look at the labour force participation rate of women.

The Summer 1994 issue of *Perspectives on Labour and Income* (75-001E, \$14/\$56) is now available. See "How to order publications". For further information, contact Cécile Dumas (613-951-6894) or Henry Pold (613-951-4608), Labour and Household Surveys Analysis Division.



Statistics
Canada

Statistique
Canada

Canada

DATA AVAILABILITY ANNOUNCEMENTS

Canadian civil aviation statistics, March 1994	5
Asphalt roofing, April 1994	5
Steel wire and specified wire products, April 1994	5
Nursery trades industry, 1992 and 1993	5
Greenhouse industry, 1992	5

PUBLICATIONS RELEASED

6

INDEX TO DATA RELEASES: May 1994

MAJOR RELEASE

Declining female labour force participation

In 1991, for the first time in nearly four decades, the participation rate of women in the labour force reversed its previous course and began to decline. This drop, however small or brief it may prove to be, breaks one of the longest and most important trends in the Canadian labour market.

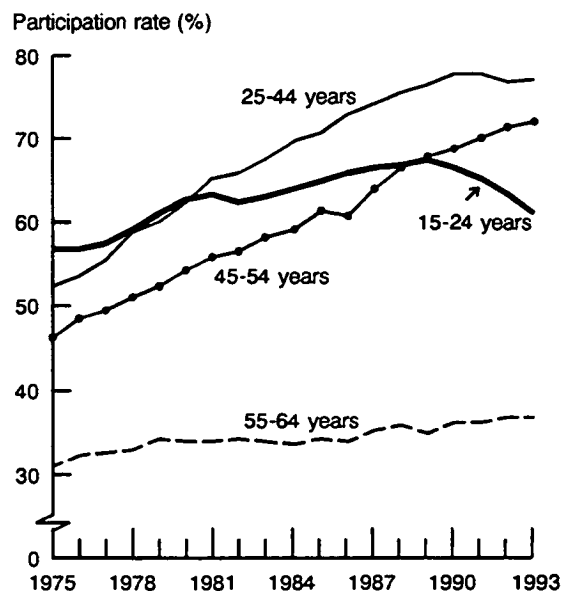
These decades saw the overall female participation rate peak at 58.4% by 1990. In 1991, it declined to 58.2% and by 1993, it had fallen further to 57.5%.

Starting just before the recent recession, the decline was most pronounced and persistent for 15 to 24 year-olds. In the course of the recession there was also a very temporary and modest decline for 25 to 44 year-olds.

However, for the balance (those 45 and over) increases continued throughout this period.

"Declining female labour force participation", featured in the Summer 1994 issue of *Perspectives on Labour and Income* (75-001E, \$14/\$56), is now available. The article looks at the recent decline in the labour force participation rates of women by age. See "How to Order Publications".

The participation rate of women under 25 has dropped sharply in recent years



Source: Labour force survey.

For further information, contact Penny Basset (613-951-1906), Labour and Household Surveys Analysis Division. ■

DATA AVAILABILITY ANNOUNCEMENTS

Government expenditures on culture 1992-93

In 1992-93, the federal government spent \$2.9 billion on culture, almost unchanged since 1989-90. Over this period, spending on broadcasting showed an increase of nearly 6% to \$1.5 billion. Literary arts experienced the largest decline in federal spending (-30%), largely because of the reductions in postal subsidy for books, periodicals and newspapers. Federal support for the performing arts also dropped 9% from 1989-90 to \$111 million in 1992-93.

Provincial and territorial spending on culture, at about \$2 billion, was up 2% from the previous year. Multiculturalism showed a significant increase of 27% to \$45.3 million in provincial and territorial spending. Provincial and territorial governments spent 8% more on heritage activities than in the previous year, to a total of \$471.5 million in 1992-93. Spending on broadcasting, however, dropped 5% to \$208.7 million.

Municipal governments spent about \$1.4 billion on culture, an increase of 8% from the previous year. Municipal funding for the performing arts almost doubled to \$65.9 million in 1992.

Data from the 1992-93 annual *Surveys of federal, provincial/territorial, and municipal governments expenditures on culture* are now available. Detailed information on expenditures by level of government, type of expenditure, function and province can be obtained, on a cost recovery basis.

For further information on this release, contact N. Verma (613-951-6863), Education, Culture and Tourism Division. ■

Motion picture theatres and film distribution surveys 1992-93

Today, fewer theatres are catering to a slightly larger number of Canadian movie goers. From 1991-92 to 1992-93, the number of regular theatres dropped 3.5% while paid admissions rose 3.5%. In contrast, paid admissions to drive-ins fell 16.0% and the number of drive-ins dropped 14.6%.

Home entertainment continues to be the revenue generating sector for the distribution of film, video and audio-visual products. It accounts for 68% of the total distribution revenue. Distribution of home video products is the growing market of the

home entertainment sector. In 1992-93, this market made up 30% of the total revenue from the home entertainment sector, while in 1991-92 it accounted for 20% of the total revenue. At the same time, market share of foreign controlled firms distributing to the home entertainment sector fell from 47.6% in 1991-92 to 38.9% in 1992-93.

Preliminary data from the 1992-93 annual motion picture theatres survey and the film, video and audio-visual distribution and videocassette wholesaling survey are now available on a cost recovery basis.

The 1992-93 issue of *Culture statistics: film and video publication* (87-204, \$24) will be available in the fall.

For further information on this release, contact Fidel Ifedi (613-951-1569), Education, Culture and Tourism Division. ■

Air carrier operations in Canada April-June 1993

During the second quarter of 1993, the average air fare paid by scheduled passengers on all domestic city-pairs increased 13% from the second quarter of 1992, while the proportion of domestic discount passengers decreased 6 percentage points.

The domestic scheduled market, viewed in terms of passenger-kilometres flown, dropped 12% in the second quarter of 1993 from the second quarter of 1992. This market has experienced negative growth in 14 of 16 quarters since the second quarter of 1989. As a result of the continuing decreases, the actual passenger-kilometre levels reported have become extremely low. For example, the 1993 second quarter level of 4.8 billion was well below the peak for this quarter which was above six billion in 1989 and 1990. However, Wardair's aircraft added greatly to domestic scheduled capacity in those years. PWA Corp. purchased Wardair in early 1989 and began amalgamating Wardair's operations with those of Canadian Airlines International Ltd. (CAIL), resulting in capacity decreases. Intair also operated substantial capacity in the domestic scheduled market in 1990, before leaving it in 1991.

The April-June 1993 issue of *Canadian Carrier Operations in Canada* (51-002, \$25/\$99) will be released shortly.

For more information on this release, contact Robert Lund (819-997-6188), Aviation Statistics Centre, Transportation Division. ■

Canadian civil aviation statistics

March 1994

March 1994 represented the first time in the last 19 months that Air Canada and Canadian Airlines International Ltd. (in total) reported an increase in domestic scheduled passenger-kilometres over the same month last year. With increases in both domestic and international operations, the two air carriers improved their passenger load factor (a measure of the fullness of their aircraft) by 2.6 percentage points to 65.4%.

Available on CANSIM: Matrix 385.

Preliminary civil aviation data for March 1994 will be published in the June issue of the *Aviation statistics centre service bulletin* (51-004, \$10/\$99). See "How to order publications".

For more information on this release, contact Robert Lund (819) 997-6188, Aviation Statistics Centre, Transportation Division. ■

Asphalt roofing

April 1994

Shipments of asphalt shingles totalled 4 111 925 metric bundles in April 1994, a 9.0% decrease from 4 516 338 metric bundles shipped a year earlier.

January to April 1994 shipments were 9 435 715 metric bundles, down 1.6% from 9 586 195 metric bundles shipped during the same period in 1993.

Available on CANSIM: matrices 32 and 122 (series 27 and 28).

The April 1994 issue of *Asphalt roofing* (45-001, \$6/\$60) will be available at a later date.

For more detailed information on this release, contact Sandra Bohatyretz (613-951-3531), Industry Division. ■

Steel wire and specified wire products

April 1994

Data on factory shipments of steel wire and specified wire products are now available for April 1994, as are production and export market data for selected commodities.

Shipments totalled 66 556 tonnes in April 1994, down 4.2% from 69 490 tonnes the previous month.

Available on CANSIM: matrix 122 (series 19).

The April 1994 issue of *Steel wire and specified wire products* (41-006, \$6/\$60) will be available at a later date.

For more detailed information on this release, contact Bruno Pépin (613-951-9837), Industry Division. ■

Nursery trades industry

1992 and 1993

Final data for 1992 and preliminary data for 1993 are now available in advance of the printed publication for the Nursery trades industry in Canada. Information is available on industry revenues and expenditures as well as distribution of revenues.

The *Survey of canadian nursery trades industry* (22-203, \$26) will be available in July. See "How to order publications".

For further information, contact Zoltan Somogyi (613-951-8718), Agriculture Division. ■

Greenhouse industry

1992

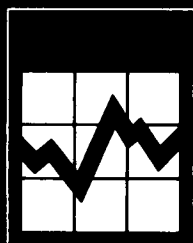
Preliminary data for 1992 are now available for the greenhouse industry in Canada. Information is available on the market structure, the state of demand and the production factors such as area under glass and plastic, gross yearly payroll and total investment in the industry. Data on production of ornamentals and greenhouse vegetables are also available; the vegetable data (production and farm value) are available on CANSIM.

Available on CANSIM: matrix 1058.

The 1992 issue of *Greenhouse industry* (22-202, \$30) will be available in July.

For further information contact Ron Brzezinski, (613-951-3866), Agriculture Division. ■

Statistics Canada – Cat. No. 11-001E



The Daily

Statistics Canada

Index to Data Releases

May 1994

Subject	Reference Period	Release Date
Agricultural financial statistics	1992	May 2, 1994
Agriculture production account	1981-1993	May 31, 1994
Air carrier fare basis statistics	Third quarter 1993	May 11, 1994
Apartment building construction price indexes	First quarter 1994	May 6, 1994
Asphalt roofing	March 1994	May 3, 1994
Average prices of selected farm inputs	April 1994	May 19, 1994
Balance sheet of the agricultural sector	December 31, 1981-1993	May 31, 1994
Building permits	March 1994	May 4, 1994
Canada's international transactions in securities	March 1994	May 25, 1994
Canadian economic observer	May 1994	May 19, 1994
Cancer statistics	1994	May 16, 1994
Cereals and oilseeds review	April 1994	May 30, 1994
Characteristics of dual-earner families	1992	May 9, 1994
Characteristics of international travellers	1993	May 27, 1994
Cigarette sales and production	April 1994	May 24, 1994
Coal and coke statistics	March 1994	May 31, 1994
Composite index	April 1994	May 17, 1994
Construction plywood	March 1994	May 24, 1994
Construction union wage rate indexes	April 1994	May 20, 1994
Consulting engineers' output price indexes	1989-1993	May 17, 1994
Consumer price index	April 1994	May 18, 1994
Corrugated boxes and wrappers	April 1994	May 19, 1994
Dairy review	March 1994	May 13, 1994
Deliveries of major grains	March 1994	May 11, 1994
Department store sales advance release	April 1994	May 18, 1994
Department store sales by province and metropolitan area	March 1994	May 10, 1994
Direct program payments in agriculture	1993	May 31, 1994
Direct selling in Canada	Fiscal year ended March 31, 1994	May 4, 1994



Index to Data Releases, May 1994

Subject	Reference Period	Release Date
Education price index: selected inputs, elementary and secondary levels	1971-1992	May 25, 1994
Egg production	March 1994	May 13, 1994
Electric lamps	April 1994	May 19, 1994
Electric power selling price indexes	January-April 1994	May 27, 1994
Electric power statistics	March 1994	May 31, 1994
Electric storage batteries	March 1994	May 11, 1994
Employment, earnings and hours	March 1994	May 30, 1994
Exercise book statistics	1993	May 5, 1994
Export and import price indexes	March 1994	May 19, 1994
Fabricated structural steel price indexes	First quarter 1994	May 13, 1994
Farm business cash flow summary	1981-1993	May 31, 1994
Farm capital	July 1, 1981-1993	May 31, 1994
Farm cash receipts	January-March 1994	May 31, 1994
Farm debt outstanding	December 31, 1993	May 31, 1994
Farm income statistics	1993	May 31, 1994
Farm input price index	First quarter 1994	May 26, 1994
Farm product price index	March 1994	May 10, 1994
Film and video production and motion picture post-production surveys	1992-93	May 30, 1994
Financial and operating statistics of Canada-based shipping companies	1992	May 3, 1994
Gypsum products	March 1994 April 1994	May 2, 1994 May 24, 1994
Help-wanted index	April 1994	May 5, 1994
Industrial chemicals and synthetic resins	March 1994	May 6, 1994
Industrial product price index	April 1994	May 27, 1994
Inter-corporate ownership on CD-ROM	First quarter 1994	May 5, 1994
International travel account	First quarter 1994	May 27, 1994
Labour force survey	April 1994	May 6, 1994
Local governments' long-term debt	April 1994	May 25, 1994
Local governments' short-term debt	March 31, 1994	May 25, 1994
Longitudinal administrative database	1982-1990	May 25, 1994
Machinery and equipment price indexes	First quarter 1994	May 16, 1994
Mineral wool including fibrous-glass insulation	April 1994	May 24, 1994
Monthly survey of manufacturing	March 1994	May 17, 1994
Mushroom production	1993	May 18, 1994
New housing price index	March 1994	May 11, 1994
New motor vehicle sales	March 1994	May 16, 1994
Non-residential building construction price indexes	First quarter 1994	May 3, 1994

Index to Data Releases, May 1994

Subject	Reference Period	Release Date
Oil pipeline transport	February 1994	May 5, 1994
Oils and fats	March 1994	May 13, 1994
Particleboard, waferboard and fibreboard	March 1994	May 12, 1994
Passenger bus and urban transit statistics	March 1994	May 12, 1994
Periodical publishing	1992-93	May 18, 1994
Plastic film and bags	First quarter 1994	May 13, 1994
Preliminary statement of Canadian international trade	March 1994	May 19, 1994
Process cheese and instant skim milk powder	March 1994	May 2, 1994
	April 1994	May 30, 1994
Processed fruits and vegetables	March 1994	May 13, 1994
Production and apparent consumption of poultry-meat and eggs	1993 annual	May 20, 1994
Production, shipments and stocks of sawmills east of the Rockies	March 1994	May 25, 1994
Production, shipments and stocks of sawmills in British Columbia	March 1994	May 24, 1994
Profiles of census tracts—part B	1991 Census	May 6, 1994
Provincial economic accounts	1993	May 2, 1994
Pulpwood and wood residue statistics	March 1994	May 10, 1994
Quarterly business conditions survey	April 1994	May 3, 1994
Railway carloadings	March 1994	May 13, 1994
	Seven-day period ending April 21, 1994	May 12, 1994
	Nine-day period ending April 30, 1994	May 19, 1994
	Seven-day period ending May 7, 1994	May 24, 1994
	Seven-day period ending May 14, 1994	May 27, 1994
Raw materials price index	April 1994	May 27, 1994
Raw materials price index early estimate	April 1994	May 11, 1994
Real gross domestic product at factor cost by industry	March 1994	May 31, 1994
Restaurants, caterers and taverns	March 1994	May 19, 1994
Retail trade	March 1994	May 19, 1994
Rigid insulating board	March 1994	May 2, 1994
	April 1994	May 31, 1994
Sales natural gas	March 1994	May 20, 1994
Sales of refined petroleum products	March 1994	May 2, 1994
	April 1994	May 30, 1994
Selected financial indexes	April 1994	May 20, 1994
Shipments of office furniture products	First quarter 1994	May 30, 1994
Shipments of rolled steel	March 1994	May 18, 1994
Shipments of solid fuel-burning heating products	First quarter 1994	May 4, 1994
Short-term expectations survey		May 3, 1994

Index to Data Releases, May 1994

STATISTICS CANADA LIBRARY
BIBLIOTHEQUE STATISTIQUE CANADA



1010166351

Subject	Reference Period	Release Date
Soft drinks	April 1994	May 19, 1994
Steel pipe and tubing	March 1994	May 12, 1994
Steel primary forms	March 1994	May 12, 1994
	Week ending April 30, 1994	May 5, 1994
	Week ending May 7, 1994	May 12, 1994
	Week ending May 14, 1994	May 19, 1994
	Week ending May 21, 1994	May 27, 1994
Steel wire and specified wire products	March 1994	May 6, 1994
Stocks of Canadian grain	March 31, 1994	May 12, 1994
Stocks of frozen meat products	May 1, 1994	May 27, 1994
Stocks of frozen poultry products	May 1, 1994	May 19, 1994
Sugar sales	April 1994	May 9, 1994
Telephone statistics	March 1994	May 18, 1994
Trade patterns: Canada-United States, the manufacturing industries	1989-1992 update	May 18, 1994
Travel between Canada and other countries	March 1994	May 13, 1994
Tuberculosis incidence	1992	May 26, 1994
Unemployment insurance statistics	March 1994	May 25, 1994
Wholesale trade	March 1994	May 20, 1994
Winnipeg family violence court		May 26, 1994