

# The Daily

Statistics Canada

Thursday, June 16, 1994

For release at 8:30 a.m.

STATISTICS  
CANADA

STATISTIQUE  
CANADA

JUN 16 1994

LIBRARY  
BIBLIOTHÈQUE

## MAJOR RELEASE

### • Composite Index, May 1994

The growth of the leading indicator was 0.6% in May, after an upward revised gain of 0.7% in April. The monthly growth rate remained comparable to its average of the last 18 months, although it was slightly below the 29-month high of 0.9% set in February.

2

## DATA AVAILABILITY ANNOUNCEMENTS

Steel primary forms, week ending June 11, 1994

4

Civil aviation statistics, April 1994

4

## PUBLICATIONS RELEASED

5



Statistics  
Canada

Statistique  
Canada

Canada

## MAJOR RELEASE

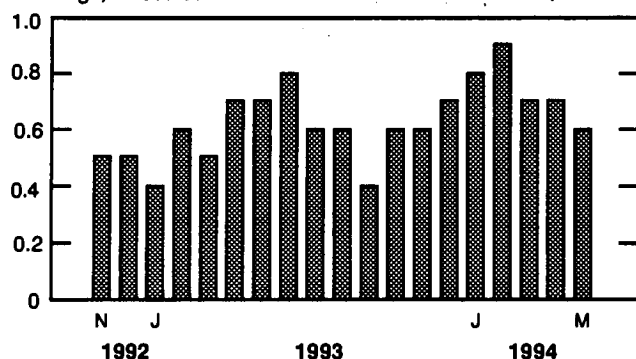
### Composite index

May 1994

The growth of the leading indicator was 0.6% in May, after an upward revised gain of 0.7% in April. The monthly growth rate remained comparable to its average of the last 18 months, although it was slightly below the 29-month high of 0.9% set in February. Seven of the 10 components continued to rise, reflecting the broadly based nature of economic growth, while two components were unchanged. Only the stock market fell in May.

#### Composite Index

% change, smoothed



Household demand improved again, while labour market conditions picked up in May. The housing index remained a significant source of growth. Both affordability and vacancy rates improved in recent months, and house prices in April posted one of their sharpest drops since 1975. Furniture and appliance sales reflected the recent upturn in housing growth. Sales of durable goods recorded their sharpest increase since early 1987, as confidence returned to pre-recession levels.

New orders for durable manufactured goods posted a seventh straight increase. The recent pickup in domestic spending was reflected in more widespread growth. Inventories rose in tandem,

leaving the inventories to shipments ratio stable. The average workweek levelled off, after rising in April to about its previous peak set after the 1981-82 recession. Steady growth in corporate profits was mirrored by a recovery of business demand for services in the latest two months.

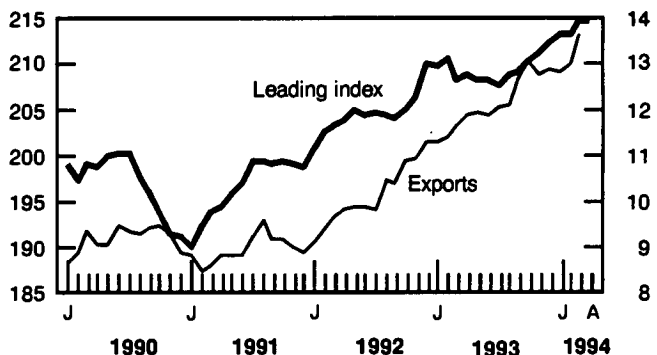
The Toronto stock market slid again in May, but at a slower rate as financial markets stabilized. The real money supply grew steadily.

The U.S. leading indicator signalled a bright outlook for Canada's exports. It rose steadily, while industrial production has accelerated throughout the past year. Industrial production in the first quarter of 1994 posted its best increase in almost 10 years; industrial demand is a key factor for Canada's natural resources exports.

#### U.S. leading Index and Canadian exports to the United States

Leading index  
1967 = 100

Exports  
\$ billions



Available on CANSIM: matrix 191.

For information on the economy, the June 1994 issue of *Canadian economic observer* (11-010, \$22/\$220) will be released next week. See "How to order publications".

For further information on this release, contact Francine Roy (613-951-3627), Current Economic Analysis Division. □

## Composite Index

Data used in the composite index calculation for:	December 1993	January 1994	February 1994	March 1994	April 1994	May 1994	Last month of data available
							% change
<b>Composite leading indicator (1981 = 100)</b>	159.6	160.8	162.2	163.4	164.5	165.5	0.6
Housing index <sup>1</sup>	128.1	129.1	129.7	129.9	130.6	131.4	0.6
Business and personal services employment (thousands)	1,834	1,840	1,844	1,844	1,846	1,848	0.1
TSE 300 stock price index (1975 = 1000)	4,186	4,274	4,346	4,386	4,393	4,388	-0.1
Money supply (M1) (millions of 1981 \$) <sup>2</sup>	28,101	28,360	28,628	28,929	29,336	29,773	1.5
U.S. composite leading index (1967 = 100) <sup>3</sup>	209.4	210.0	210.8	211.7	212.6	213.4	0.4
<b>Manufacturing</b>							
Average workweek	38.7	38.7	38.7	38.8	38.9	38.9	0.0
New orders durables (millions of 1981 \$) <sup>4</sup>	10,057.3	10,097.2	10,368.9	10,524.6	10,581.0	10,605.3	0.2
Shipments/inventories ratio <sup>4</sup>	1.51	1.53	1.55	1.56	1.55	1.55	0.00*
<b>Retail trade</b>							
Furniture and appliance sales (millions of 1981 \$) <sup>4</sup>	1,104.1	1,104.0	1,104.1	1,104.6	1,106.1	1,109.2	0.3
Other durable goods sales (millions of 1981 \$) <sup>4</sup>	3,689.7	3,706.5	3,730.8	3,765.4	3,813.5	3,876.2	1.6
Unsmoothed composite	162.1	163.8	166.0	164.9	166.4	167.4	0.6

<sup>1</sup> Composite index of housing starts (units) and house sales (MLS).

<sup>2</sup> Deflated by the consumer price index for all items.

<sup>3</sup> The figures in this row reflect data published in the month indicated, but the figures themselves refer to data for the immediately preceding month.

<sup>4</sup> The figures in this row reflect data published in the month indicated, but the figures themselves refer to data for two months preceding.

\* Difference from previous month.

## DATA AVAILABILITY ANNOUNCEMENTS

### Steel primary forms

Week ending June 11, 1994 (preliminary)

Steel primary forms production for the week ending June 11, 1994 totalled 258 024 tonnes, up 1.5% from the week-earlier 254 255 tonnes but down 5.9% from the year-earlier 274 309 tonnes.

The cumulative total at the end of the week was 6 082 604 tonnes, a 4.8% decrease from 6 386 663 tonnes for the same period in 1993.

For further information on this release, contact Greg Milsom (613-951-9827), Industry Division. ■

### Civil aviation statistics

April 1994

To the end of April 1994, the combined operations of Air Canada and Canadian Airlines International Ltd. (CAIL) totalled 7.5 billion passenger-kilometres on international scheduled air services. This put the carriers at 90% of their 1990 level, and followed a few years of steady increases since a drop in demand in 1991.

Available on CANSIM: matrix 385.

Preliminary civil aviation data for April 1994 will be published in the July 1994 issue of *Aviation statistics centre service bulletin* (51-004, \$10/\$99). See "How to order publications".

For further information on this release, contact Robert Lund (819-997-6188), Aviation Statistics Centre, Transportation Division. ■

**The Daily**  
Statistics Canada

Friday, September 16, 1993  
For release at 9:00 a.m.

**MAJOR RELEASES**

- Labour Force Survey, August 1993  
The unemployment rate fell 0.2 to 11.4 in August 1993.
- Export and Import Price Index, July 1993  
The Export Price Index rose 0.2% in July. The Index rose against its highest level since July 1992; the Import and Export Price Index dropped slightly from its record high in May 1993.
- Advanced Statistics of Saskatchewan, 1993-94  
Since 1992-93, according to advances in survey design, the survey has been able to provide more detailed information on the province's economy.

**DATA AVAILABILITY ANNOUNCEMENTS**

Department of Statistics for Province and International, June, July 1993  
Steel Primary Forms, Week Ending September 11, 1993  
National Commodity - 15 day Period Ending August 31, 1993  
National Commodity - 15 day Period Ending July 31, 1993  
National Commodity - 15 day Period Ending June 30, 1993  
Daily and Weekly Price Index, July 1993  
Daily and Weekly Price Index, June 1993  
Canadian Price Index, September 1993

**PUBLICATIONS RELEASED**

**MAJOR RELEASE DATES:** Week of September 13-17

Canada

### Statistics Canada's official release bulletin

Catalogue 11-001E. (Canada: \$120; United States: US\$144; other countries: US\$168.)

Published each working day by the Communications Division, Statistics Canada, 10-H, R.H. Coats Bldg., Tunney's Pasture, Ottawa, Ontario K1A 0T6.

Editor: Tim Prichard (613-951-1103)

Head of Official Release: Jacques Lefebvre (613-951-1088)

Published by authority of the Minister responsible for Statistics Canada. • Minister of Industry, Science and Technology, 1994. All rights reserved. No part of this publication may be reproduced, stored in a retrieval system or transmitted in any form or by any means, electronic, mechanical, photocopying, recording or otherwise without prior written permission from Licence Services, Marketing Division, Statistics Canada, Ottawa, Ontario, Canada K1A 0T6.

## PUBLICATIONS RELEASED

**Grain trade of Canada, 1992-93.**  
**Catalogue number 22-201**  
(Canada: \$42; United States: US\$51;  
other countries: US\$59).

**Quarterly shipments of office furniture products,**  
quarter ended March 31, 1994.  
**Catalogue number 35-006**  
(Canada: \$8/\$32; United States: US\$10/US\$39;  
other countries: US\$12/US\$45).

**Energy statistics handbook, June 1994.**  
**Catalogue number 57-601**  
(Canada: \$330; United States: US\$400;  
other countries: US\$460).

**Farm product price index, April 1994.**  
**Catalogue number 62-003**  
(Canada: \$8/\$76; United States: US\$10/US\$92;  
other countries: US\$11/US\$107).

**Tourlscope: International travel—advance**  
**Information, April 1994, vol. 10, no. 4.**  
**Catalogue number 66-001P**  
(Canada: \$7/\$70; United States: US\$9/US\$84;  
other countries: US\$10/US\$98).

The paper used in this publication meets the minimum  
requirements of American National Standard for  
Information Sciences – Permanence of Paper for Printed  
Library Materials, ANSI Z39.48 – 1984.



### How to order publications

Simplify your data search with *Statistics Canada catalogue, 1993* (11-204E, \$13.95; United States: US\$17; other countries: US\$20).  
Its keyword index will guide you to statistics on Canada's social and economic activity.

**Order *The Daily* and other publications by phone:**

Please refer to the • Title • Catalogue number • Volume number • Issue number • Your VISA or MasterCard number.

In Canada and the United States call:	<b>1-800-267-6677</b>
From other countries call:	<b>1-613-951-7277</b>
Or fax your order to us:	<b>1-613-951-1584</b>

**For address changes:** Please refer to your customer account number.

**To order a publication by mail write:** Sales and Service, Marketing Division, Statistics Canada, Ottawa, K1A 0T6.  
Include a cheque or money order payable to Receiver General of Canada/Publications. Canadian customers add 7% GST.

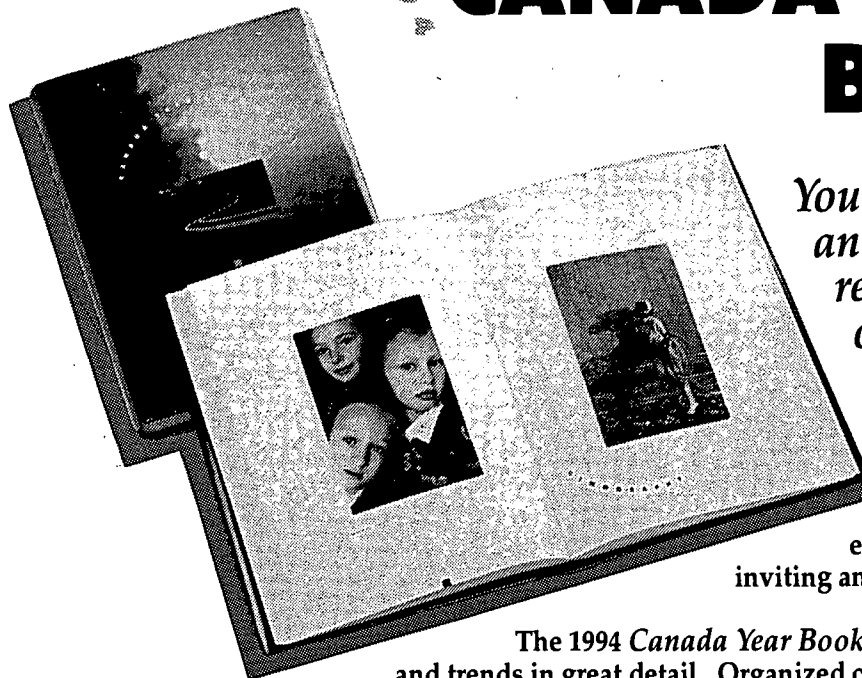
**Statistics Canada Regional Reference Centres provide a full range of the Agency's products and services.**  
For the reference centre nearest you, check the blue pages of your telephone directory under Statistics Canada.

**Authorized agents and bookstores also carry Statistics Canada's catalogued publications.**



1010167095

# THE 1994 CANADA YEAR BOOK



*Your indispensable  
and comprehensive  
reference source  
on Canada*

For essential information on Canada, turn to the *Canada Year Book*. An invaluable resource, the 1994 edition is beautifully designed in an inviting and easy-to-read format.

The 1994 *Canada Year Book* examines recent events, changes and trends in great detail. Organized carefully into 22 chapters, it answers questions on virtually every topic from geography through health to banking.

**This edition features:**

- ▶ Over 700 crisply written pages packed with eye-opening information on life in Canada — from social, economic, cultural and demographic perspectives
- ▶ 250 concise tables plus 63 charts and graphs that put statistical information into focus
- ▶ Stunning photographs capturing distinctively Canadian scenes by some of this country's finest photographers
- ▶ Fascinating short feature articles covering everything from archaeology to white collar trends

Trusted for over 125 years by students, teachers, researchers, librarians and business people, the *Canada Year Book* is the reference source to consult first on all aspects of Canada.

An enduring addition to any home or office library!

**ORDER YOUR COPY OF CANADA YEAR BOOK TODAY.**

Available in separate English and French editions, the 1994 *Canada Year Book* (Catalogue No. 11-402E) is \$59.95 plus \$5.05 shipping and handling in Canada, US \$72 in the United States and US \$84 in other countries.

To order, write to: Marketing Division, Publication Sales, Statistics Canada, Ottawa, Ontario K1A 0T6, or contact the nearest Statistics Canada Regional Reference Centre listed in this publication.

If more convenient, fax your order to 1-613-951-1584 or call toll-free 1-800-267-6677 and charge it to your VISA or MasterCard.