

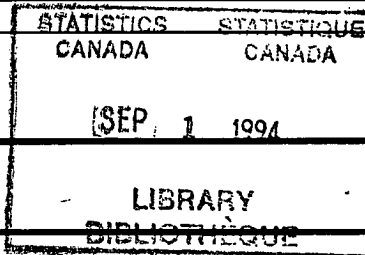


The Daily

Statistics Canada

Thursday, September 1, 1994

For release at 8:30 a.m.



MAJOR RELEASE

● Crude oil and natural gas, June 1994

Continuing strong U.S. demand for Canadian natural gas led to a solid 8.4% gain in domestic production from June 1993. In contrast, crude oil production weakened in June 1994, declining 2.0% from June 1993.

2

DATA AVAILABILITY ANNOUNCEMENTS

Steel primary forms, week ending August 27, 1994

4

Crushing statistics, July 1994

4

Cement, July 1994

4

PUBLICATIONS RELEASED

5



Statistics
Canada

Statistique
Canada

Canada

MAJOR RELEASE

Crude oil and natural gas

June 1994 (preliminary)

Continuing strong U.S. demand for Canadian natural gas led to a solid 8.4% gain in domestic production over June 1993. Over 50% of Canada's annual natural gas production is now shipped to the United States.

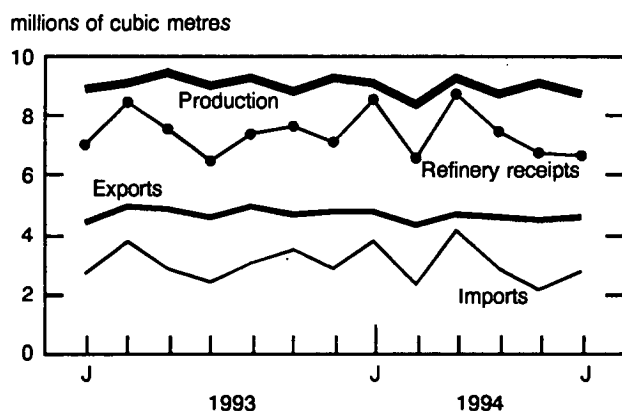
In contrast, crude oil production weakened in June 1994, declining 2.0% from June 1993. The decrease was largely the result of maintenance shutdowns at several major refineries, temporarily curtailing domestic demand for crude oil.

Crude oil production declines

Production of crude oil declined 2.0% in June 1994 from June 1993, to 8.7 million cubic metres. Production had been increasing briskly on a year-over-year basis since April 1993.

Crude oil exports rose 3.7% from June 1993, to 4.6 million cubic metres. Exports have generally been strong in the past 14 months, as declining U.S. production is being replaced with imported oil from countries such as Canada. The lower-valued Canadian dollar has made Canadian crude oil more competitive in the U.S. market.

Crude oil supply and disposition



The June 1994 issue of *Crude petroleum and natural gas production* (26-006, \$11/\$110) will be available the last week of September. See "How to order publications".

For further information, contact Ron Rasia (613-951-3569), Energy Section, Industry Division.

Crude oil and natural gas

	June 1993	June 1994	June 1993 to June 1994	January 1993 to June 1993	January 1994 to June 1994	January- June 1993 to January- June 1994
	thousands of cubic metres		% change	thousands of cubic metres		% change
Crude oil and equivalent hydrocarbons¹						
Production	8 907.2	8 727.4	-2.0	50 875.3	53 351.2	4.9
Exports	4 408.1	4 570.5	3.7	24 701.1	27 271.3	10.4
Imports	2 648.1	2 686.0	1.4	16 256.1	17 729.1	9.1
Refinery receipts	6 993.6	6 602.6	-5.7	41 775.9	44 534.4	6.6
	millions of cubic metres		% change	millions of cubic metres		% change
Natural gas²						
Marketable production	9 959.0	10 795.8	8.4	63 561.7	67 679.0	6.5
Exports	4 879.2	5 504.1	12.8	30 581.2	34 423.7	12.6
Canadian sales ³	3 315.5	3 361.9	1.4	33 221.7	34 202.2	3.0

¹ Disposition may differ from production due to inventory change, industry own use, etc.

² Disposition may differ from production due to inventory change, usage as pipeline fuel, pipeline losses, line-pack fluctuations, etc.

³ Includes direct sales.

DATA AVAILABILITY ANNOUNCEMENTS

Steel primary forms

Week ending August 27, 1994 (preliminary)

Steel primary forms production for the week ending August 27, 1994 totalled 281 470 tonnes, up 6.1% from the week-earlier 265 324 tonnes and down 1.7% from the year-earlier 286 387 tonnes.

The cumulative total at the end of the week was 8 980 931 tonnes, a 4.8% decrease from 9 434 154 tonnes for the same period in 1993.

For further information, contact Greg Milsom (613-951-9827), Industry Division. ■

Crushing statistics

July 1994

Oilseed processors crushed 177 thousand tonnes of canola in July 1994, a minimal decrease from June 1994, but up 10% from July 1993 (162 thousand tonnes). Canola crushings for the current crop year (August 1, 1993 to July 31, 1994) continued at a record 2.2 million tonnes.

Canola oil output totalled 74 thousand tonnes in July, while canola meal production was 107 thousand tonnes. Oil stocks were 29 thousand tonnes. Canola meal stocks were 35 thousand tonnes in July.

Available on CANSIM: matrix 5687.

The July 1994 issue of *Cereals and oilseeds review* (22-007, \$15/\$144) is scheduled for release in September. See "How to order publications".

For further information, contact Alain Y. Bertrand (613-951-3859) or Karen Gray (204-983-2856), Grain Marketing Unit, Agriculture Division. ■

Cement

July 1994

Manufacturers shipped 1 137 422 tonnes of cement in July 1994, up 15.8% from 982 481^r (revised) tonnes in July 1993 but down 7.7% from 1 232 401^r tonnes in June 1994.

For January to July 1994, shipments totalled 5 298 790^r tonnes, up 13.5% from 4 668 691^r tonnes during the same period in 1993.

Available on CANSIM: matrices 92 and 122 (series 35).

The July 1994 issue of *Cement* (44-001, \$6/\$60) will be available at a later date.

For further information, contact Roland Joubert (613-951-3527), Industry Division. ■

PUBLICATIONS RELEASED

Crude petroleum and natural gas production, May 1994.
Catalogue number 26-006
(Canada: \$11/\$110; United States: US\$14/US\$132; other countries: US\$16/US\$154).

Monthly production of soft drinks, July 1994.
Catalogue number 32-001
(Canada: \$3/\$30; United States: US\$4/US\$36; other countries: US\$5/US\$42).

Rigid Insulating board (wood fibre products), July 1994.
Catalogue number 36-002
(Canada: \$6/\$60; United States: US\$8/US\$72; other countries: US\$9/US\$84).

Department store sales and stock, May 1994.
Catalogue number 63-002
(Canada: \$16/\$160; United States: US\$20/US\$192; other countries: US\$23/US\$224).

The paper used in this publication meets the minimum requirements of American National Standard for Information Sciences - Permanence of Paper for Printed Library Materials, ANSI Z39.48 - 1984.



How to order publications

Simplify your data search with *Statistics Canada catalogue, 1994* (11-204E, \$15; United States: US\$18; other countries: US\$21). Its keyword index will guide you to statistics on Canada's social and economic activity.

Order *The Daily* and other publications by phone:

Please refer to the • Title • Catalogue number • Volume number • Issue number • Your VISA or MasterCard number.

In Canada and the United States call:

1-800-267-6677

From other countries call:

1-613-951-7277

Or fax your order to us:

1-613-951-1584


For address changes: Please refer to your customer account number.

To order a publication by mail write: Sales and Service, Marketing Division, Statistics Canada, Ottawa, K1A 0T6. Include a cheque or money order payable to Receiver General of Canada/Publications. Canadian customers add 7% GST.

Statistics Canada Regional Reference Centres provide a full range of the Agency's products and services.

For the reference centre nearest you, check the blue pages of your telephone directory under Statistics Canada.

Authorized agents and bookstores also carry Statistics Canada's catalogued publications.



Statistics Canada's official release bulletin

Catalogue 11-001E. (Canada: \$175; United States: US\$210; other countries: US\$245.)

Published each working day by the Communications Division, Statistics Canada, 10-H, R.H. Coats Bldg., Tunney's Pasture, Ottawa, Ontario K1A 0T6.

To receive *The Daily* from the Internet, send an E-mail message to listproc@statcan.ca. Leave the subject line blank. In the body of the message, type "subscribe daily firstname lastname".

Editor: Mary Beth Lozinski (613-951-1092)

Head of Official Release: Jacques Lefebvre (613-951-1088)

Published by authority of the Minister responsible for Statistics Canada. • Minister of Industry, Science and Technology, 1994. All rights reserved. No part of this publication may be reproduced, stored in a retrieval system or transmitted in any form or by any means, electronic, mechanical, photocopying, recording or otherwise without prior written permission from Licence Services, Marketing Division, Statistics Canada, Ottawa, Ontario, Canada K1A 0T6.



JURISTAT

Your Comprehensive Source of Justice Information

We are often bombarded with news stories about perceived escalating crime rates and the high cost of administering justice in Canada. In order to understand the leading issues confronting Canada's justice system, you need a comprehensive source - **JURISTAT**.

Published by the **Canadian Centre for Justice Statistics**, the **JURISTAT** bulletin is written to help you understand the major aspects of the justice system. In a concise, easy-to-read report, **JURISTAT** provides the most recent data available, with supporting analysis, tables and graphs to give you important details at a glance. You will learn such interesting facts as:

- From 1981 to 1991 the number of persons charged with impaired driving in Canada decreased by 31% from 162,048 to 111,307.


- Almost 20% of solved homicide offences in 1991 were committed by a spouse - 85 men killed their wives and 25 women killed their husbands.

JURISTAT is an essential tool for those who have to plan, establish, administer and evaluate programs and projects or anyone who has an interest in Canada's justice system.

The following represents some of the titles planned for release during 1993/1994:

- **Drug Offences and Drug Involvement in Crime in Canada**
- **Street Prostitution in Canada**
- **Violence Against Women Survey: Findings of a National Survey**

Rely on **JURISTAT**'s wealth of information! Act now and subscribe to **JURISTAT** today (Catalogue no. 85-0020XPB), \$60 in Canada (plus GST), US\$72 in the United States and US\$84 in other countries.



How to Order

Write to:

Statistics Canada
Marketing Division
Sales and Service
120 Parkdale Avenue
Ottawa, Ontario
K1A 0T6

or contact the nearest Statistics Canada Reference Centre listed in this publication.

If more convenient, call toll-free

1-800-267-6677

and use your **VISA** or **MasterCard**.

Or fax your order to:

(613) 951-1584