




The Daily

Statistics Canada

Thursday, October 12, 1995
For release at 8:30 a.m.



MAJOR RELEASES


There are no major releases today.

OTHER RELEASES

Raw materials price index, early estimate, September 1995	2
Pulpwood and wood residue, August 1995	2
Steel primary forms, August 1995	2
Steel wire and specified wire products, August 1995	2

PUBLICATIONS RELEASED

3



Travel-log Autumn 1995

The feature article in the Autumn 1995 issue of *Travel-log*, Statistics Canada's quarterly tourism newsletter, is "How well does the tourism industry know the Canadian business traveller?"

Each quarter, *Travel-log* examines international travel trends and the travel price index. It also features the latest tourism indicators.

The Autumn 1995 (Vol. 14, no. 4) issue of *Travel-log* (87-003, \$12/\$40) is now available. See "How to order publications".

For further information on this release, contact Monique Beyrouiti (613-951-1673, fax: 613-951-2909), Education, Culture and Tourism Division.



Statistics
Canada

Statistique
Canada

Canada

OTHER RELEASES

Raw materials price index, early estimate September 1995

The raw materials price index (RMPI) declined an estimated 1.1% from August to September 1995. A 4.5% decrease in the wood index was followed by a 2.3% drop in the metals index. These declines were partially offset by a 1.1% increase in the mineral fuels index, while the vegetable and animal products index remained unchanged. The RMPI excluding mineral fuels decreased an estimated 1.9% in September.

This early estimate of the September 1995 index is based on partial returns and other indicators. The regular index will be published at the end of this month.

For further information on this release, contact Paul-Roméo Danis (613-951-3350, fax: 613-951-2848), Client Service Unit, Prices Division.

Pulpwood and wood residue August 1995

Pulpwood receipts in August totalled 3 923 483 cubic metres, up 18.1% from 3 322 594 cubic metres in August 1994. Wood residue receipts totalled 6 697 347 cubic metres, up 6.3% from 6 299 609 cubic metres in August 1994. Consumption of pulpwood and wood residue totalled 9 635 507 cubic metres, up 7.1% from 8 998 414 cubic metres in August 1994. The closing inventory of pulpwood and wood residue increased 34.6% to 12 022 799 cubic metres, up from 8 931 175 cubic metres in August 1994. All August 1994 figures have been revised, except those for wood residue receipts.

At the end of August 1995, year-to-date pulpwood receipts totalled 25 125 897 cubic metres, up 11.4% from 22 549 295 cubic metres a year earlier. Year-to-date wood residue receipts increased 8.6% to 52 141 082 cubic metres, up from 47 999 274 cubic metres a year earlier. Year-to-date consumption of pulpwood and wood residue (75 349 638 cubic metres) rose 5.2% from 71 646 437 cubic metres a year earlier. All year-to-date figures have been revised, except the 1994 figures for wood residue receipts.

Available on CANSIM: matrix 54.

The August 1995 issue of *Pulpwood and wood residue statistics* (25-001, \$7/\$70) will be available shortly. See "How to order publications".

For further information on this release, contact Bruno Pépin (613-951-3516), Industry Division.

Steel primary forms August 1995

Steel primary forms production in August 1995 totalled 1 158 129 tonnes, a 1.1% increase from 1 145 111 tonnes the previous year.

Year-to-date production to the end of August 1995 reached 9 775 842 tonnes, up 7.4% from 9 105 130 tonnes a year earlier.

Available on CANSIM: matrix 58 (level 2, series 3).

The August 1995 issue of *Primary iron and steel* (41-001, \$6/\$60) will be available shortly. See "How to order publications".

For further information on this release, contact Greg Milsom (613-951-9827), Industry Division.

Steel wire and specified wire products August 1995

Shipments of steel wire and specified wire products totalled 60 265 tonnes in August, down 10.8% from 67 535 tonnes (revised) in August 1994. Production and export market data for selected commodities are also now available.

Available on CANSIM: matrix 122 (series 19).

The August 1995 issue of *Steel wire and specified wire products* (41-006, \$6/\$60) will be available shortly. See "How to order publications".

For further information on this release, contact Doug Higgins (613-951-9837), Industry Division.

PUBLICATIONS RELEASED

Industrial chemicals and synthetic resins, August 1995

Catalogue number 46-002

(Canada: \$6/\$60; United States: US\$8/US\$72; other countries: US\$9/US\$84).

The paper used in this publication meets the minimum requirements of American National Standard for Information Sciences - Permanence of Paper for Printed Library Materials, ANSI Z39.48 - 1984.



Travel-log, Autumn 1995

Catalogue number 87-003

(Canada: \$12/\$40; United States: US\$15/US\$48; other countries: US\$17/US\$56).

How to order publications

Simplify your data search with *Statistics Canada Catalogue*, 1994 (11-204E, \$15; United States: US\$18; other countries: US\$21). Its keyword index will guide you to statistics on Canada's social and economic activity.

Order *The Daily* and other publications by phone:

Please refer to the • Title • Catalogue number • Volume number • Issue number • Your VISA or MasterCard number.

In Canada and the United States call:

1-800-267-6677

From other countries call:

1-613-951-7277

Or fax your order to us:

1-613-951-1584

For address changes: Please refer to your customer account number.

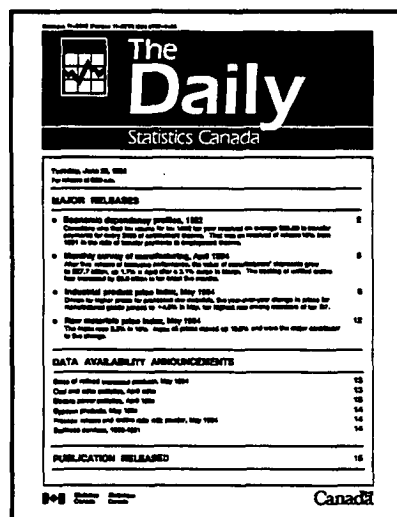
To order a publication by mail write: Sales and Service, Marketing Division, Statistics Canada, Ottawa, K1A 0T6.

Include a cheque or money order payable to Receiver General of Canada/Publications. Canadian customers add 7% GST.

Statistics Canada Regional Reference Centres provide a full range of the Agency's products and services.

For the reference centre nearest you, check the blue pages or your telephone directory under Statistics Canada.

Authorized agents and bookstores also carry Statistics Canada's catalogued publications.



Statistics Canada's official release bulletin

Catalogue 11-001E. (Canada: \$240; United States: US\$288; other countries: US\$336.)

Published each working day by the Communications Division, Statistics Canada, 10-H, R.H. Coats Bldg., Tunney's Pasture, Ottawa, Ontario K1A 0T6.

To receive *The Daily* from the Internet, send an E-mail message to lstproc@statcan.ca. Leave the subject line blank. In the body of the message, type "subscribe daily firstname lastname".


Editor: Tim Prichard (613-951-1103)

Head of Official Release: Jacques Lefebvre (613-951-1088)

Published by authority of the Minister responsible for Statistics Canada. © Minister of Industry, 1995. Citation in newsprint, magazine, radio, and television reporting is permitted subject to the requirement that Statistics Canada is acknowledged as the source. Any other reproduction is permitted subject to the requirement that Statistics Canada is acknowledged as the source on all copies as follows: Statistics Canada, *The Daily*, catalogue 11-001E, along with date and page references.



1010198818



...you getting your information on the Canadian economy "first-hand"?

Chances are, you spend hours reading several newspapers and a handful of magazines trying to get the whole economic picture – only to spend even more time weeding out fiction from fact! Wouldn't it be a great deal more convenient (and much more effective) to go straight to the source?

Join the thousands of successful Canadian decision-makers who turn to Statistics Canada's *Canadian Economic Observer* for their monthly briefing. Loaded with first-hand information, collectively published nowhere else, CEO is a quick, concise and panoramic overview of the Canadian economy. Its reliability and completeness are without equal.


A single source

Consultations with our many readers – financial analysts, planners, economists and business leaders – have contributed to CEO's present, widely-acclaimed, two-part format. The **Analysis Section** includes thought-provoking commentary on current economic conditions, issues, trends and developments. The **Statistical Summary** contains the complete range of hard numbers on critical economic indicators: markets, prices, trade, demographics, unemployment and more.

More practical, straightforward and user-friendly than ever before, the *Canadian Economic Observer* gives you more than 150 pages of in-depth information in one indispensable source.

Why purchase CEO?

As a subscriber, you'll be directly connected to Statistics Canada's economic analysts – names and phone numbers are listed with articles and features. You'll also receive a



copy of
CEO's
annual
**Historical
Statistical Supplement**
– at no additional cost.

So why wait for others to publish Statistics Canada's data second-hand when you can have it straight from the source? Order your subscription to the *Canadian Economic Observer* today.

The *Canadian Economic Observer* (catalogue no. 10-2300XPB) is \$220 annually in Canada, US\$260 in the United States and US\$310 in other countries. Highlights of the *Canadian Composite Leading Indicator* (catalogue no. 11F0008XFE) are available by fax – the same day of release – for \$70 annually in Canada and US\$70 in the United States.

To order, write to: Statistics Canada, Marketing Division, Sales and Service, 120 Parkdale Avenue, Ottawa, Ontario, K1A 0T6 or contact the nearest Statistics Canada Reference Centre listed in this publication. If more convenient, fax your order to 1-613-951-1584 or call toll-free 1-800-267-6677 and use your VISA or MasterCard.