




The Daily

Statistics Canada

Tuesday, November 7, 1995

For release at 8:30 a.m.



MAJOR RELEASES

There are no major releases today.

OTHER RELEASES

Civil aviation operating statistics, September 1995	2
Industrial chemicals and synthetic resins, September 1995	2
Steel pipe and tubing, September 1995	2

PUBLICATIONS RELEASED	3
------------------------------	----------



Statistics
Canada

Statistique
Canada

Canada

OTHER RELEASES

Civil aviation operating statistics September 1995

In September 1995, data for the international scheduled operations of Air Canada and Canadian Airlines International Ltd. (CAIL) showed a 21% increase in passenger-kilometres flown from September 1994. A similar comparison on a January-to-September basis indicated a 12% rise. Some of the 2.5 billion increase in international scheduled passenger-kilometres (year-to-date) resulted from the carriers shifting some flights to the United States from charter to scheduled, under the new bilateral agreement. Charter passenger-kilometres (year-to-date) reported by these carriers dropped 0.7 billion in September 1995.

The seasonally adjusted passenger load factor on scheduled operations increased from 63.7% in August 1995 to 65.7% in September 1995. The passenger load factor measures the average fullness of the aircraft. This fifth monthly increase in the last seven months raises the load factor well above its record low of 60.9%, which occurred in February 1995.

Available on CANSIM: matrix 385.

Preliminary data for September 1995 on civil aviation will be published in the December issue of *Aviation service bulletin* (51-004, \$11/\$105). See "How to order publications".

For more information on this release, contact Robert Lund (819-997-6188), Aviation Statistics Centre, Transportation Division. ■

Industrial chemicals and synthetic resins September 1995

Chemical firms produced 176 844 tonnes of polyethylene synthetic resins in September, a 20.4% increase from 146 831 tonnes in September 1994.

For January to September 1995, production totalled 1 571 203 tonnes, up 14.6% from 1 371 064 tonnes a year earlier.

Data for September 1994 and September 1995 on the production of 3 other types of synthetic resins and 24 industrial chemicals are also available.

Available on CANSIM: matrix 951.

The September 1995 issue of *Industrial chemicals and synthetic resins* (46-002, \$6/\$60) will be available shortly. See "How to order publications".

For further information on this release, contact Suzette DesRosiers (613-951-9836), Industry Division. ■

Steel pipe and tubing September 1995

Steel pipe and tubing production for September totalled 163 860 tonnes, a 13.1% decrease from 188 489 tonnes a year earlier.

Year-to-date production to the end of September 1995 totalled 1 504 616 tonnes, up 2.6% from 1 466 218 tonnes during the same period in 1994.

Available on CANSIM: matrix 35.

The September 1995 issue of *Steel pipe and tubing* (41-011, \$6/\$60) will be available shortly. See "How to order publications".

For more detailed information on this release, contact Greg Milsom (613-951-9827), Industry Division. ■

PUBLICATIONS RELEASED

Specified domestic electrical appliances,

September 1995

Catalogue number 43-003

(Canada: \$6/\$60; United States: US\$8/US\$72; other countries: US\$9/US\$84).

The paper used in this publication meets the minimum requirements of American National Standard for Information Sciences - Permanence of Paper for Printed Library Materials, ANSI Z39.48 - 1984.



How to order publications

Simplify your data search with *Statistics Canada Catalogue*, 1994 (11-204E, \$15; United States: US\$18; other countries: US\$21). Its keyword index will guide you to statistics on Canada's social and economic activity.

Order *The Daily* and other publications by phone:

Please refer to the • Title • Catalogue number • Volume number • Issue number • Your VISA or MasterCard number.

In Canada and the United States call:

1-800-267-6677

From other countries call:

1-613-951-7277

Or fax your order to us:

1-613-951-1584

For address changes: Please refer to your customer account number.


To order a publication by mail write: Sales and Service, Marketing Division, Statistics Canada, Ottawa, K1A 0T6.

Include a cheque or money order payable to Receiver General of Canada/Publications. Canadian customers add 7% GST.

Statistics Canada Regional Reference Centres provide a full range of the Agency's products and services.

For the reference centre nearest you, check the blue pages or your telephone directory under Statistics Canada.

Authorized agents and bookstores also carry Statistics Canada's catalogued publications.



Statistics Canada's official release bulletin

Catalogue 11-001E. (Canada: \$240; United States: US\$288; other countries: US\$336.)

Published each working day by the Communications Division, Statistics Canada, 10-H, R.H. Coats Bldg., Tunney's Pasture, Ottawa, Ontario K1A 0T6.

To receive *The Daily* from the Internet, send an E-mail message to istproc@statcan.ca. Leave the subject line blank. In the body of the message, type "subscribe daily firstname lastname".

Editor: Tim Prichard (613-951-1103)

Head of Official Release: Jacques Lefebvre (613-951-1088)

Published by authority of the Minister responsible for Statistics Canada. © Minister of Industry, 1995. Citation in newsprint, magazine, radio, and television reporting is permitted subject to the requirement that Statistics Canada is acknowledged as the source. Any other reproduction is permitted subject to the requirement that Statistics Canada is acknowledged as the source on all copies as follows: Statistics Canada, *The Daily*, catalogue 11-001E, along with date and page references.



1010199316

Don't let this happen to you!


I imagine you're called upon to make a really important business decision. You spend some anxious days weighing your options. You examine the available data. Finally, you make your decision...

...only to discover too late that your information was incomplete or outdated!

If you've ever experienced this type of frustration... or if your reputation ever depends on the quality of the data you refer to...

Infomat is for you.

Infomat is your fastest and easiest way to keep on top of important Canadian economic and social trends. Since it comes to you weekly – not daily – issues won't pile up unread. And, in



more timely or more reliable.

Infomat is specially designed and written for you – a busy manager with no time to waste!

just one publication, you'll have the answers to almost anything:

- ✓ price indexes
- ✓ manufacturing shipments and orders
- ✓ imports and exports
- ✓ labour market conditions, and
- ✓ dozens of key social and economic indicators!

And because **Infomat** is based on over 100 ongoing Statistics Canada surveys, no other source is

Join the confident, successful decision-makers in the country and subscribe to *Infomat* today!

Infomat (catalogue no. 11-0020XPE) is only \$130 (plus \$9.10 GST) per year in Canada, US\$156 in the U.S. and US\$182 in other countries.

CALL TOLL-FREE 1-800-267-6677 OR FAX (613)951-1584 and use your VISA or MasterCard.

OR MAIL your order to: Statistics Canada, Marketing Division, Sales and Service, 120 Parkdale Avenue, Ottawa, Ontario, K1A 0T6, or contact the nearest Statistics Canada Regional Reference Centre listed in this publication.

