




# The Daily

Statistics Canada

Monday, February 6, 1995

For release at 8:30 a.m.



## MAJOR RELEASES

There are no major releases today.


## OTHER RELEASES

Registered nurses, 1994	2
Electric storage batteries, December 1994	2
Specified domestic electrical appliances, December 1994	3
Pack of processed broccoli, 1994	3
Steel primary forms, week ending January 28, 1995	3

## PUBLICATIONS RELEASED

4

 **Statistics Canada  
Catalogue  
1994 - Supplement**



### Statistics Canada catalogue 1994 supplement

The *Statistics Canada catalogue, 1994 supplement* describes new publications produced by Statistics Canada between January and December 1994. This edition also includes a list of discontinued titles, suspended publications and title changes during this period.

The *Statistics Canada catalogue, 1994 supplement* (11-204SE, \$5) is now available. See "How to order publications". It also includes information on ordering publications, a list of retail distributors, as well as a table of publication discount packages and special offers.

For further information on this release, contact Fay Hjartarson (613-951-0953, fax: 613-951-0939), Statistics Canada Library (the Internet: [hjartfay@statcan.ca](mailto:hjartfay@statcan.ca)).



Statistics Canada  
Statistique Canada

Canada

## OTHER RELEASES

### Registered nurses

1994

There were 264,932 registered nurses in Canada in 1994, a 0.2% increase over 1993. Of these nurses, 88.5% (234,395) were employed in nursing and 3.2% (8,523) were employed in non-nursing jobs. A total of 11,668 nurses (4.4%) reported being not employed; the "not employed" category includes nurses who maintain registration even though they are not seeking employment. The remaining 3.9% did not report their employment status.

In 1994, there was one practicing registered nurse for every 125 persons in Canada. This compares with one nurse for every 137 residents in 1984. Among the provinces, the Yukon Territory had the lowest ratio of employed nurses to population with one nurse for every 162 residents. This was followed by Ontario with one nurse for every 135 residents. New Brunswick had the highest ratio at one nurse for every 99 residents.

A majority of registered nurses employed in nursing in 1994 had a diploma in nursing as their highest level of education (82%); 17% had a baccalaureate degree and 1% had a master's or doctoral degree.

In 1994, most of the registered nurses employed in nursing worked in hospitals (66%). Eleven percent worked in nursing homes, 6% in community health, 3% in educational institutions, 2% in physician's offices, and 11% in other areas. The "other" category includes fields such as business-industry, home care, private nursing, the self-employed and association-government.

In 1994 most registered nurses worked in direct patient care (78.4%). Most worked full-time (55%), while 39% reported part-time employment in nursing. About 6% of the registrants did not state their activity status.

Further tabulations of the 1994 data on registered nurses are now available. For further information on this release, contact the Information Requests Unit (613-951-1746), Health Statistics Division.

### Registered nurses by employment status and province, 1994

	Number of registered nurses	Number employed in nursing	% employed in nursing
<b>Canada</b>	<b>264,932</b>	<b>234,395</b>	<b>88.5</b>
Newfoundland	5,554	5,178	93.2
Prince Edward Island	1,191	1,163	97.6
Nova Scotia	9,542	9,157	96.0
New Brunswick	8,424	7,610	90.3
Quebec	64,093	61,218	95.5
Ontario	100,937	81,301	80.5
Manitoba	10,334	10,083	97.6
Saskatchewan	9,047	8,491	93.9
Alberta	24,268	21,860	90.1
British Columbia	30,746	27,575	89.7
Yukon	208	204	98.1
Northwest Territories	588	555	94.4

**Source:** Registered nurses management data, Health Statistics Division, Statistics Canada, 1994

**Prepared by:** Research Department, Canadian Nurses Association, January 1995. ■

### Electric storage batteries

December 1994

Makers of electric storage batteries sold 300,474 automotive and heavy-duty commercial replacement batteries in December, up 44.8% from 207,579 in December 1993.

For January to December 1994, shipments totalled 2,211,975 batteries, up 23.0% from 1,797,847 the previous year.

Sales data for other types of storage batteries are also available.

The December 1994 issue of *Factory sales of electric storage batteries* (43-005, \$6/\$60) will be available later.

For further information on this release, contact Laurie Vincent (613-951-3523), Industry Division. ■

**Specified domestic electrical appliances**

December 1994

The data on shipments of kitchen appliances for the month of December 1994 are confidential to meet secrecy requirements of the Statistics Act.

The December 1994 issue of *Specified domestic electrical appliances* (43-003, \$6/\$60) will be available later.

For further information on this release, contact Laurie Vincent (613-951-3523), Industry Division. ■

**Pack of processed broccoli**

1994

Data on the pack of processed broccoli for 1994 are now available.

*Pack of selected processed vegetables* (32-240, \$14) will be available shortly. See "How to order publications".

For further information on this release, contact Peter Zylstra (613-951-3511), Industry Division. ■


**Steel primary forms**

Week ending January 28, 1995 (preliminary)

Steel primary forms production for the week ending January 28, 1995 totalled 296 382 tonnes, up 8.2% from the week-earlier 273 811 tonnes and up 25.8% from the year-earlier 235 616 tonnes.

The cumulative total at the end of the week was 1 110 422 tonnes, a 13.3% increase from 979 685 tonnes for the same period in 1994.

For further information on this release, contact Greg Milsom (613-951-9827), Industry Division. ■



**Statistics Canada's official release bulletin**

Catalogue 11-001E. (Canada: \$175; United States: US\$210; other countries: US\$245.)

Published each working day by the Communications Division, Statistics Canada, 10-H, R.H. Coats Bldg., Tunney's Pasture, Ottawa, Ontario K1A 0T6.

To receive *The Daily* from the Internet, send an e-mail message to "listproc@statcan.ca". Leave the subject line blank. In the body of the message, type "subscribe daily firstname lastname".

Editor: Tim Prichard (613-951-1103)  
Head of Official Release: Jacques Lefebvre (613-951-1088)

Published under the authority of the Minister responsible for Statistics Canada © Minister of Industry, Science and Technology, 1995. Citation in newsprint, magazine, radio, and television reporting is permitted subject to the requirement that Statistics Canada is acknowledged as the source. Any other reproduction is permitted subject to the requirement that Statistics Canada is acknowledged as the source on all copies as follows: Statistics Canada, *The Daily*, catalogue 11-001E, along with date and page references.



## PUBLICATIONS RELEASED

**Statistics Canada catalogue, 1994 supplement.**  
**Catalogue number 11-204SE**  
(Canada: \$5; United States: US\$6; other countries: US\$7).

**Gross domestic product by industry, November 1994.**  
**Catalogue number 15-001**  
(Canada: \$14/\$140; United States: US\$17/US\$168; other countries: US\$20/US\$196).

**Production of selected biscuits, semi-annual period ended December 1994.**  
**Catalogue number 32-026**  
(Canada: \$8/\$16; United States: US\$10/US\$20; other countries: US\$12/US\$23).

**Electric lamps (light bulbs and tubes), December 1994.**  
**Catalogue number 43-009**  
(Canada: \$6/\$60; United States: US\$8/US\$72; other countries: US\$9/US\$84).

**Electric power statistics, 1993.**  
**Catalogue number 57-206**  
(Canada: \$29; United States: US\$35; other countries: US\$41).

**New motor vehicle sales, November 1994.**  
**Catalogue number 63-007**  
(Canada: \$16/\$160; United States: US\$20/US\$192; other countries: US\$23/US\$224).

**Canada's international transactions in securities, November 1994.**  
**Catalogue number 67-002**  
(Canada: \$17/\$170; United States: US\$21/US\$204; other countries: US\$24/US\$238).

The paper used in this publication meets the minimum requirements of American National Standard for Information Sciences - Permanence of Paper for Printed Library Materials, ANSI Z39.48 - 1984.



### How to order publications

Simplify your data search with the *Statistics Canada catalogue, 1994* (11-204E, \$15; United States: US\$18; other countries: US\$21). Its keyword index will guide you to statistics on Canada's social and economic activity.

**Order *The Daily* and other publications by phone:**

Please refer to the • Title • Catalogue number • Volume number • Issue number • Your VISA or MasterCard number.

In Canada and the United States call:	<b>1-800-267-6677</b>
From other countries call:	<b>1-613-951-7277</b>
Or fax your order to us:	<b>1-613-951-1584</b>

**For address changes:** Please refer to your customer account number.

**To order a publication by mail, write:** Sales and Service, Marketing Division, Statistics Canada, Ottawa, K1A 0T6. Include a cheque or money order payable to Receiver General of Canada/Publications. Canadian customers add 7% GST.

**Statistics Canada Regional Reference Centres provide a full range of the Agency's products and services.** For the reference centre nearest you, check the blue pages of your telephone directory under Statistics Canada.

**Authorized agents and bookstores also carry Statistics Canada's catalogued publications.**