




The Daily

Statistics Canada

Wednesday, January 10, 1996
For release at 8:30 a.m.




MAJOR RELEASES

There are no major releases today.

OTHER RELEASES

Railway carloadings, seven-day period ending December 21, 1995	2
Steel wire and specified wire products, November 1995	2
Industrial chemicals and synthetic resins, November 1995	2
Railway operating statistics, July 1995	2
Pack of processed raspberries, 1995	2

PUBLICATIONS RELEASED 3



The Daily on the Internet

The Daily, Statistics Canada's official release bulletin, is now accessible in many alternative formats. All you have to do is choose the method for receiving the latest statistical information that is most convenient for you.

The Daily is on the World Wide Web, so you can enjoy all of the benefits connected with a Web site. For example, statistical information is always at hand because all issues of *The Daily* back to June 1995 are archived and transferable for research. Our Web site address: <http://www.statcan.ca>.

You can also use Statistics Canada's gopher service, TALON, to access *The Daily*. Gopher is an Internet tool that helps you browse through simple text-based hierarchical menus of information. Address: gopher.gopher.statcan.ca.

Best of all, E-mail subscriptions to *The Daily* are free. To have *The Daily* delivered right to your desktop every workday, just request a subscription by sending an E-mail message to our automated mailing list server (listserv) at lstproc@statcan.ca. Leave the subject line blank, and in the body of the message type *subscribe daily Firstname Lastname*.

For further information about *The Daily* on the Internet, contact Michael Thoen (613-951-1208), Dissemination Division.



Statistics Canada
Statistique Canada

Canada

OTHER RELEASES

Railway carloadings

Seven-day period ending December 21, 1995

Carloadings of freight (excluding intermodal traffic) during the seven-day period ending December 21, 1995, decreased 5.4% to 4.7 million tonnes from the same period of 1994. The number of cars loaded decreased 5.6% in the same period.

Intermodal traffic (piggyback) tonnage totalled 279 000 tonnes, an 18.5% decrease from the same seven-day period of 1994. The year-to-date figures showed an increase of 4.3%.

Total traffic (carloadings of freight and intermodal traffic) decreased 6.3% during the seven days. This brought the 1995 year-to-date total to 248.3 million tonnes, a 1.3% increase from the previous year.

All year-to-date figures have been revised.

For further information on this release, contact Angus MacLean (613-951-2528, fax: 613-951-0579), Surface Transport Unit, Transportation Division. ■

Steel wire and specified wire products

November 1995

Shipments of steel wire and specified wire products totalled 60 362 tonnes in November, down 6.0% from 64 228 tonnes (revised) in November 1994.

Data on the production and export markets of selected commodities are also now available.

Available on CANSIM: matrix 122 (series 19).

The November 1995 issue of *Steel wire and specified wire products* (41-006, \$6/\$60) will be available shortly. See "How to order publications".

For further information on this release, contact Doug Higgins (613-951-9837), Industry Division. ■

Industrial chemicals and synthetic resins

November 1995

Chemical firms produced 177 525 tonnes of polyethylene synthetic resins in November, a 1.5% increase from 174 966 tonnes (revised) in November 1994.

For January to November 1995, year-to-date production totalled 1 894 492 tonnes, up 9.4% from 1 732 011 tonnes (revised) a year earlier.

Data are also available on the production of 3 other types of synthetic resins and 24 industrial chemicals.

Available on CANSIM: matrix 951.

The November 1995 issue of *Industrial chemicals and synthetic resins* (46-002, \$6/\$60) will be available shortly. See "How to order publications".

For further information on this release, contact Suzette DesRosiers (613-951-9836), Industry Division. ■

Railway operating statistics

July 1995

The seven surveyed railways reported a net gain of \$9.5 million in July 1995. Operating revenues totalled \$585.4 million, a 6.6% decrease from July 1994. Revenue-freight tonne-kilometres decreased 1.7% during the same period.

On a year-to-date basis, operating revenues decreased 2.2% from the same period of 1994.

Data for 1994 and previous years have been revised.

Available on CANSIM: matrix 142.

The July 1995 issue of *Railway operating statistics* (52-003, \$12/\$120) will be released shortly. See "How to order publications".

For further information on this release, contact Angus MacLean (613-951-2528, fax: 613-951-0579), Transportation Division. ■

Pack of processed raspberries

1995

Data for 1995 on the pack of processed raspberries are now available.

Pack of selected processed fruits (excluding apples), 1995 (32-234, \$14) will be released shortly. See "How to order publications".

For further information on this release, contact Peter Zylstra (613-951-3511), Industry Division. ■

PUBLICATIONS RELEASED

Gross domestic product by industry, October 1995
Catalogue number 15-001
(Canada: \$14/\$140; United States: US\$17/US\$168;
other countries: US\$20/US\$196).

**Manufacturing industries of Canada: national and
provincial areas, 1993**
Catalogue number 31-203
(Canada: \$66; United States: US\$80; other countries:
US\$93).

Coal and coke statistics, October 1995
Catalogue number 45-002
(Canada: \$11/\$110; United States: US\$14/US\$132;
other countries: US\$16/US\$154).

Electric power statistics, October 1995
Catalogue number 57-001
(Canada: \$11/\$110; United States: US\$14/US\$132;
other countries: US\$16/US\$154).

**Science statistics: The provincial research
organizations, 1994. Vol. 20, no. 1**
Catalogue number 88-001
(Canada: \$8/\$76; United States: US\$10/US\$92; other
countries: US\$12/US\$107).

The paper used in this publication meets the minimum
requirements of American National Standard for Information
Sciences - Permanence of Paper for Printed Library
Materials, ANSI Z39.48 - 1984.



Published by authority of the Minister responsible for Statistics
Canada. © Minister of Industry, 1995. Citation in newsprint,
magazine, radio, and television reporting is permitted subject to the
requirement that Statistics Canada is acknowledged as the source.
Any other reproduction is permitted subject to the requirement that
Statistics Canada is acknowledged as the source on all copies as
follows: Statistics Canada, *The Daily*, catalogue 11-001E, along with
date and page references.

How to order publications

Simplify your data search with *Statistics Canada Catalogue*, 1994 (11-204E, \$15; United States: US\$18; other countries: US\$21).
Its keyword index will guide you to statistics on Canada's social and economic activity.

Order *The Daily* and other publications by phone:

Please refer to the • Title • Catalogue number • Volume number • Issue number • Your VISA or MasterCard number.

In Canada and the United States call:
From other countries call:
Or fax your order to us:

1-800-267-6677
1-613-951-7277
1-613-951-1584

For address changes: Please refer to your customer account number.

To order a publication by mail write: Sales and Service, Marketing Division, Statistics Canada, Ottawa, K1A 0T6.
Include a cheque or money order payable to Receiver General of Canada/Publications. Canadian customers add 7% GST.

Statistics Canada Regional Reference Centres provide a full range of the Agency's products and services.
For the reference centre nearest you, check the blue pages or your telephone directory under Statistics Canada.



Authorized agents and bookstores also carry Statistics Canada's catalogued publications.

Don't let the changing world take you by surprise!

STATISTICS CANADA LIBRARY
BIBLIOTHEQUE STATISTIQUE CANADA



1010204218



An aging population. Lone-parent families. A diverse labour force. Do you know how today's social changes will affect your future ... your organization ... and your family?

Keep pace with the dramatic shifts in Canada's evolving social fabric with Statistics Canada's best-selling quarterly, **Canadian Social Trends**. With vast and varied reports on major changes in key social issues and trends, this periodical incorporates findings from over 50 national surveys.

Written by some of Canada's leading-edge social analysts, **Canadian Social Trends** combines painstaking research with dynamic prose on topics like **ethnic diversity, low-income families, time-crunch stress, violent crime** and much more — all in a colourful, easy-to-read, magazine format.

A lasting record of changing times!

Join the thousands of business and policy analysts, social-science professionals, and academics who trust **Canadian Social Trends** to demystify the causes and consequences of change in Canadian society. Don't miss a single issue — subscribe today.

Canadian Social Trends

(catalogue number 11-0080XPE) is \$34 (plus GST and applicable PST) annually in Canada, US\$41 in the United States and US\$48 in other countries.

To order, write to Statistics Canada, Operations and Integration Division, Circulation Management, 120 Parkdale Ave., Ottawa, Ontario, K1A 0T6 or contact the nearest Statistics Canada Reference Centre listed in this publication.

If more convenient, fax your order to 1-613-951-1584 or call toll-free 1-800-267-6677 and use your VISA or MasterCard.
Via Internet: order@statcan.ca