



The Daily

Statistics Canada

Friday, February 2, 1996
For release at 8:30 a.m.

STATISTICS CANADA
STATISTIQUE CANADA

FEB 2 1996

MAJOR RELEASES

LIBRARY
BIBLIOTHÈQUE


There are no major releases today.

OTHER RELEASES

Labour Force Survey, annual averages and revised historical series
Shipments of solid fuel-burning heating products, fourth quarter 1995

3
3

(continued on following page)



The Daily on the Internet

The Daily, Statistics Canada's official release bulletin, is now accessible in other formats. All you have to do is choose the method for receiving the latest statistical information that is most convenient for you.

The Daily is on the World Wide Web, so you can enjoy all of the benefits connected with a Web site. For example, statistical information is always at hand because all issues of *The Daily* back to June 1995 are archived and transferable for research. Our Web site address: <http://www.statcan.ca>.

You can also use Statistics Canada's gopher service, TALON, to access *The Daily*. Gopher is an Internet tool that helps you browse through simple text-based hierarchical menus of information. Address: [gopher gopher.statcan.ca](gopher:gopher.statcan.ca).

Best of all, E-mail subscriptions to *The Daily* are free. To have *The Daily* delivered right to your desktop every workday, just request a subscription by sending an E-mail message to our automated mailing list server (listserv) at listserv@statcan.ca. Leave the subject line blank, and in the body of the message type *subscribe daily Firstname Lastname*.

For further information about *The Daily* on the Internet, contact Michael Thoen (613-951-1208), Dissemination Division.



Statistics
Canada

Statistique
Canada

Canada

OTHER RELEASES – concluded

| | |
|-------------------------------------|---|
| Annual survey of manufactures, 1994 | 4 |
|-------------------------------------|---|

| | |
|------------------------------------|---|
| RELEASE DATES: February 5-9 | 5 |
|------------------------------------|---|

| | |
|----------------------------|--|
| INDEX: January 1996 | |
|----------------------------|--|

OTHER RELEASES

Labour Force Survey, annual averages and revised historical series

Labour Force Survey annual average estimates for 1995 and revised historical series are now available on CANSIM. The revision applies to the following: seasonally adjusted data, the data series for full-time and part-time employment, and unemployment rates by industry.

Available on CANSIM: matrices 2024-2076 and 2078-2107.

For further information on this release, contact Vincent Ferrao (613-951-4750), Household Surveys Division. ■

decrease from \$15.1 million in the fourth quarter of 1994.

Data for the fourth quarter of 1995 on manufacturers' shipments of solid fuel-burning heating products are now available.

The fourth quarter 1995 issue of *Shipments of solid fuel-burning heating products* (25-002-XPB, \$8/\$24) will be available shortly. See "How to order publications".

For further information on this release, contact Keith Martin (613-951-3518), Industry Division. ■


The paper used in this publication meets the minimum requirements of American National Standard for Information Sciences - Permanence of Paper for Printed Library Materials, ANSI Z39.48 - 1984.



Shipments of solid fuel-burning heating products

Fourth quarter 1995

In the fourth quarter of 1995, shipments of solid fuel-burning heating products totalled \$13.2 million, a 12.3%



Statistics Canada's official release bulletin

Catalogue 11-001E. (Canada: \$240; United States: US\$288; other countries: US\$336.)

Published each working day by the Communications Division, Statistics Canada, 10-H, R.H. Coats Bldg., Tunney's Pasture, Ottawa, Ontario K1A 0T6.

To receive *The Daily* from the Internet, send an E-mail message to listproc@statcan.ca. Leave the subject line blank. In the body of the message, type "subscribe daily firstname lastname".

Editor: Tim Prichard (613-951-1103)

Head of Official Release: Jacques Lefebvre (613-951-1088)

Published by authority of the Minister responsible for Statistics Canada. © Minister of Industry, 1995. Citation in newspaper, magazine, radio, and television reporting is permitted subject to the requirement that Statistics Canada is acknowledged as the source. Any other reproduction is permitted subject to the requirement that Statistics Canada is acknowledged as the source on all copies as follows: Statistics Canada, *The Daily*, catalogue 11-001E, along with date and page references.

Annual survey of manufactures 1994

The Annual Survey of Manufactures provides information on over 200 different industries. Principal statistics for each industry will be released as they become available. Data for the industries listed in the table below are now available.

Available on CANSIM: matrices 5421, 5432, 5447, 5477, 5492, 5500-5501, 5529, 5537, 5545, 5586, 6857 and 6884.

Data for the industries listed in the table will appear in *Leather and allied products industries* (33-251-XPB,

\$38), *Textile products industries* (34-251-XPB, \$38), *Clothing industries* (34-252-XPB, \$38), *Furniture and fixture industries* (35-251-XPB, \$38), *Paper and allied products industries* (36-250-XPB, \$38), *Printing, publishing and allied industries* (36-251-XPB, \$38), *Fabricated metal products industries* (41-251-XPB, \$38), *Machinery industries (except electrical machinery)* (42-250-XPB, \$38), *Electrical and electronic products industries* (43-250-XPB, \$38), *Non-metallic mineral products industries* (44-250-XPB, \$38) and *Other manufacturing industries* (47-250-XPB, \$38). The publications will be released at a later date. See "How to order publications".

Value of shipments

| | 1993 | 1994 | 1993 to 1994 % | Catalogue | Contact | Phone (613) |
|---|-------------|---------|-------------------------|------------|------------|----------------|
| | \$ millions | | change | | | |
| Industry (SIC) | | | | | | |
| Footwear (1712) | 631.3 | 677.3 | 7.3 | 33-251-XPB | N. Charron | 951-3510 |
| Canvas and related products (1931) | 140.8 | 144.9 | 2.9 | 34-251-XPB | N. Charron | 951-3510 |
| Women's dress (2443) | 280.4 | 313.2 | 11.7 | 34-252-XPB | N. Charron | 951-3510 |
| Metal office furniture (2641) | 501.7 | 622.2 | 24.0 | 35-251-XPB | D. Higgins | 951-9837 |
| Coated and treated paper (2791) | 674.9 | 813.3 | 20.5 | 36-250-XPB | B. Pépin | 951-3516 |
| Book publishing (2831) | 1,054.0 | 1,088.5 | 3.3 | 36-251-XPB | S. O'Brien | 951-3514 |
| Other publishing (2839) | 1,698.3 | 1,752.7 | 3.2 | 36-251-XPB | S. O'Brien | 951-3514 |
| Industrial fastener (3053) | 521.7 | 626.7 | 20.1 | 41-251-XPB | D. Higgins | 951-9837 |
| Metal plumbing fixtures and fittings (3091) | 215.4 | 232.8 | 8.1 | 41-251-XPB | D. Higgins | 951-9837 |
| Sawmill and woodworking machinery (3193) | 263.2 | 401.6 | 52.6 | 42-250-XPB | L. Vincent | 951-3523 |
| Other electrical products not elsewhere classified (3399) | 499.3 | 558.4 | 11.8 | 43-250-XPB | L. Vincent | 951-3523 |
| Glass products (except glass containers) (3562) | 628.4 | 702.2 | 11.8 | 44-250-XPB | S. O'Brien | 951-3514 |
| Indicating, recording and controlling instruments (3911) | 1,031.8 | 1,116.7 | 8.2 | 47-250-XPB | S. O'Brien | 951-3514 |

RELEASE DATES

February 5-9

(Release dates are subject to change.)

| Release date | Title | Reference period |
|--------------|--|---------------------|
| 5 | Canadian international trade | November 1995 |
| 5 | Farm input price index | Fourth quarter 1995 |
| 5 | Building permits | December 1995 |
| 6 | Estimates of labour income | November 1995 |
| 8 | Marine shipping | Third quarter 1995 |
| 8 | Help-wanted index | January 1996 |
| 9 | Labour force survey: Historical review on CD-ROM | 1976-1995 |
| 9 | Labour force survey | January 1996 |
| 9 | New housing price index | December 1995 |





The Daily

Statistics Canada

INDEX

January 1996

| Subject | Reference period | Release date |
|---|---------------------|------------------|
| Air carrier fare-basis statistics | First quarter 1995 | January 23, 1996 |
| Air charter statistics | Second quarter 1995 | January 15, 1996 |
| Annual survey of manufactures | 1994 | January 3, 1996 |
| | 1994 | January 12, 1996 |
| | 1994 | January 26, 1996 |
| | 1994 | January 19, 1996 |
| Asphalt roofing | December 1995 | January 31, 1996 |
| Average prices of selected farm inputs | January 1996 | January 23, 1996 |
| Building permits | November 1995 | January 8, 1996 |
| Canada's international transactions in securities | November 1995 | January 25, 1996 |
| Canadian economic observer | January 1996 | January 18, 1996 |
| Canadian international merchandise trade—postponed | November 1995 | January 18, 1996 |
| | November 1995 | January 19, 1996 |
| Cereals and oilseeds review | October 1995 | January 3, 1996 |
| Civil aviation operating statistics | November 1995 | January 19, 1996 |
| Coal and coke | November 1995 | January 31, 1996 |
| Coal production | 1995 | January 5, 1996 |
| Community colleges and related institutions: Postsecondary enrolment | 1992/93 | January 16, 1996 |
| Community colleges and related institutions: Postsecondary graduates | 1991/92 | January 16, 1996 |
| Composite index | December 1995 | January 17, 1996 |
| Consolidated government finance: Assets and liabilities | March 31, 1993 | January 19, 1996 |
| Construction type plywood | November 1995 | January 25, 1996 |
| Construction union wage rate index | December 1995 | January 19, 1996 |
| Consumer price index | December 1995 | January 23, 1996 |
| Corrugated boxes and wrappers | December 1995 | January 23, 1996 |
| Crude oil and natural gas | November 1995 | January 31, 1996 |
| | October 1995 | January 3, 1996 |



Statistics
Canada

Statistique
Canada

Canada

INDEX: January 1996

| Subject | Reference period | Release date |
|---|---|-------------------------------------|
| Crude petroleum and natural gas industry: Volume and value of marketable production | 1995 | January 22, 1996 |
| Deliveries of major grains | December 1995 | January 19, 1996 |
| Department store sales and stocks | December 1995 and 1995 November 1995 | January 26, 1996 January 3, 1996 |
| Education quarterly review | Winter 1995 | January 4, 1996 |
| Egg production | November 1995 | January 11, 1996 |
| Electric lamps | December 1995 | January 30, 1996 |
| | Fourth quarter 1995 | January 30, 1996 |
| | November 1995 | January 3, 1996 |
| Electric power | November 1995 | January 30, 1996 |
| Electric power selling price indexes | September to December 1995 | January 26, 1996 |
| Electric storage batteries | November 1995 | January 11, 1996 |
| Employment, earnings and hours | November 1995 | January 29, 1996 |
| Energy supply and demand | Second quarter 1995 | January 30, 1996 |
| Estimates of labour income | October 1995 | January 8, 1996 |
| Farm families' total income | 1993 | January 12, 1996 |
| Farm financial follow-up survey | 1995 | January 22, 1996 |
| Farming facts | 1995 | January 8, 1996 |
| Focus on culture | Winter 1995 | January 31, 1996 |
| Gypsum products | December 1995 | January 30, 1996 |
| Help-wanted index | December 1995 | January 4, 1996 |
| Household facilities by income and other characteristics | 1995 | January 12, 1996 |
| Income through the generations | | January 24, 1996 |
| Industrial chemicals and synthetic resins | November 1995 | January 10, 1996 |
| Industrial monitor | December 1995 | January 3, 1996 |
| | January 1996 | January 25, 1996 |
| Industrial product price index | 1995 and December 1995 | January 26, 1996 |
| | November 1995 | January 4, 1996 |
| Labour force survey | December 1995 | January 5, 1996 |
| Local government finance | 1992 and 1993 and 1994 | January 15, 1996 |
| Local government finance: Assets and liabilities | December 31, 1993 and 1992 | January 19, 1996 |
| Manufacturing industries of Canada: Primary product specialization and coverage ratios | 1988 to 1993 | January 15, 1996 |

INDEX: January 1996

| Subject | Reference period | Release date |
|---|--|-------------------------------------|
| Mineral wool including fibrous glass insulation | December 1995 | January 23, 1996 |
| Monthly survey of manufacturing | November 1995 | January 18, 1996 |
| Motor vehicle crimes | 1994 | January 25, 1996 |
| New housing price index | November 1995 | January 11, 1996 |
| New motor vehicle sales | November 1995 | January 12, 1996 |
| Oil pipeline transport | October 1995 | January 15, 1996 |
| Oilseed crushings | December 1995 | January 19, 1996 |
| Ontario and Quebec: Demographic similarities and differences | | January 19, 1996 |
| Pack of processed raspberries | 1995 | January 10, 1996 |
| Pack of tomatoes and tomato products | 1995 | January 30, 1996 |
| Packs of cauliflower, Brussels sprouts, broccoli and beets | 1995 | January 23, 1996 |
| Particleboard, waferboard and fibreboard | November 1995 | January 16, 1996 |
| Police personnel and expenditures | 1994/95 | January 17, 1996 |
| Postal code conversion file | January 1996 | January 15, 1996 |
| Postal code/federal riding file | January 1996 | January 15, 1996 |
| Potato production | 1995 | January 19, 1996 |
| Prison population and costs | 1994/95 | January 24, 1996 |
| Processed cheese and instant skim milk powder | December 1995 | January 30, 1996 |
| Processed fruits and vegetables | November 1995 | January 12, 1996 |
| Production and disposition of tobacco products | December 1995 | January 22, 1996 |
| Production, shipments and stocks of sawmills east of the Rockies | November 1995 October 1995 | January 25, 1996 January 5, 1996 |
| Production, shipments and stocks of sawmills in British Columbia | November 1995 | January 25, 1996 |
| Projections of persons with disabilities at work, Canada, the provinces and territories | 1993-2016 | January 18, 1996 |
| Provincial and territorial government finance | 1992/93, 1993/94 and 1994/95 and 1995/96 | January 15, 1996 |
| Pulpwood and wood residue | November 1995 | January 11, 1996 |

INDEX: January 1996

| Subject | Reference period | Release date |
|---|---|------------------|
| Railway carloadings | November 1995 | January 17, 1996 |
| | Seven-day period ending December 14, 1995 | January 5, 1996 |
| | Seven-day period ending December 21, 1995 | January 10, 1996 |
| | Ten-day period ending December 31, 1995 | January 17, 1996 |
| | Seven-day period ending January 7, 1996 | January 23, 1996 |
| Railway operating statistics | July 1995 | January 10, 1996 |
| Raw materials price index | 1995 and December 1995 | January 26, 1996 |
| | November 1995 | January 4, 1996 |
| Raw materials price index, early estimate | December 1995 | January 11, 1996 |
| Real gross domestic product at factor cost by industry | November 1995 | January 31, 1996 |
| Report on the demographic situation in Canada | 1995 | January 19, 1996 |
| Retail trade | November 1995 | January 23, 1996 |
| Rigid insulating board | December 1995 | January 30, 1996 |
| Sales of natural gas | November 1995 | January 22, 1996 |
| Sales of refined petroleum products | December 1995 | January 30, 1996 |
| | November 1995 | January 3, 1996 |
| Selected financial indexes | December 1995 | January 19, 1996 |
| Shipments of rolled steel | November 1995 | January 17, 1996 |
| Short-term expectations survey | | January 3, 1996 |
| Soft drinks | December 1995 | January 17, 1996 |
| Specified domestic electrical appliances | December 1995 | January 31, 1996 |
| | November 1995 | January 9, 1996 |
| STATSFAX quickly informs you | | January 9, 1996 |
| Steel pipe and tubing | November 1995 | January 12, 1996 |
| Steel primary forms | November 1995 | January 12, 1996 |
| | Week ending December 23, 1995 | January 11, 1996 |
| | Week ending December 30, 1995 | January 11, 1996 |
| | Week ending January 6, 1996 | January 11, 1996 |
| | Week ending January 13, 1996 | January 18, 1996 |
| | Week ending January 20, 1996 | January 25, 1996 |
| Steel wire and specified wire products | November 1995 | January 10, 1996 |
| Stocks of frozen meat products | January 1, 1996 | January 30, 1996 |
| Stocks of frozen poultry meat | January 1, 1996 | January 22, 1996 |
| Sugar sales | December 1995 | January 11, 1996 |
| Technology adoption in manufacturing: | | |
| Benefits and problems | | January 18, 1996 |
| Telephone statistics | November 1995 | January 19, 1996 |
| The Daily on the Internet | | January 10, 1996 |
| The labour market: Year-end review | 1995 | January 29, 1996 |

INDEX: January 1996

| Subject | Reference period | Release date |
|--|------------------|------------------|
| <hr/> | | |
| Travel between Canada and other countries | November 1995 | January 17, 1996 |
| Travel-log | Winter 1996 | January 12, 1996 |
| Unemployment insurance | November 1995 | January 31, 1996 |
| University enrolment | 1995 | January 8, 1996 |
| Wholesale trade | November 1995 | January 24, 1996 |
| Youth smoking survey | 1994 | January 15, 1996 |




Pick a topic... any topic

The **1994 Statistics Canada Catalogue** is your guide to the most complete collection of facts and figures on Canada's changing business, social and economic environment. No matter what you need to know, the **Catalogue** will point you in the right direction.

From the most popular topics of the day – like employment, income, trade, and education – to specific research studies – like mineral products shipped from Canadian ports and criminal victimization in urban areas – you'll find it all here.

...the 1994 Statistics Canada Catalogue will help you get your bearings...

The **Catalogue** puts all this information at your fingertips. With the expanded index, you can search by subject, author or title – even periodical articles are indexed. There's also a separate index for all our electronic products.



The **Catalogue** has everything you need to access all Statistics Canada's products:

- descriptions of over 25 new titles, plus succinct abstracts of the over 650 titles and 7 map series already produced;
- electronic products in a variety of media, and advice on getting expert assistance on electronic products and on-line searches;
- a complete guide to finding and using statistics;

■ tabs to each section – so you can immediately flip to the information you need.

...time and time again...

To make sure that the **Catalogue** stands up to frequent use, we used a specially coated cover to prevent broken spines, tattered edges and dog-eared corners.

Order today – you'll be lost without it.

1994 Statistics Canada Catalogue

Only \$15 (plus GST and applicable PST) in Canada (US\$18 in the U.S. and US\$21 in other countries). Quote Cat. no. 11-2040XPE.

Write to:

Statistics Canada
Operations and Integration Division
Circulation Management
120 Parkdale Avenue
Ottawa, Ontario, K1A 0T6

Fax: (613) 951-1584

Call toll-free: 1-800-267-6677

Via Internet: order@statcan.ca

Or contact the nearest Statistics Canada Reference Centre listed in this publication.

